

KS-19340 BOOTH — INDOOR

IDENTIFICATION




Fig. 1 — KS-19340 Booth

1. GENERAL

1.01 This section is reissued to:

- Reflect changes in design
- Revise illustrations

Since this reissue covers a general revision, arrows ordinarily used to indicate changes have been omitted.

2. DESCRIPTION

2.01 The KS-19340 booth (Fig. 1) is designed for indoor use only and for sit-down or stand-up service. See Table A.

2.02 This is a wooden booth which is available in a variety of materials and finishes. See Table A.

2.03 The interior is constructed of speckled gray on white porcelain enameled steel linings, a wood ceiling, a contrasting charcoal gray fiberglass shelf, a fiberglass seat (if required) and floor. The door, which folds inside the booth when opened, consists of two vertical sections with full length glass panels.

2.04 The booth is designed to mount a variety of coin telephone sets by using the appropriate backboard and mounting kit. See Table B.

TABLE B**OPTIONAL EQUIPMENT**

KS-19340 LIST NO.	DESCRIPTION	REMARKS
53	Backboard	For all telephone sets except 2A1
54	Backboard	For 2A1 telephone set
55	Mounting kit	For 233 subscriber set (Fig. 2)
56	Sign control assembly	See Section entitled Public Telephone Signs, Illuminated Types
57	Telephone sign	Blue letters
58	Sign	Blank

2.05 A KS-19207, List 1 light and blower unit (Fig. 3) is provided in the booth. This unit contains one circular 40-watt fluorescent lamp and a blower unit that is mounted in the center. Both light and blower may be controlled by a door-operated snap-action switch. The blower may also be controlled by a wall-mounted switch and the lamp may be wired for continuous illumination.

TABLE A**BASIC ITEMS**

KS-19340 LIST NO. OF BOOTH		FINISH	MATERIAL	KS-19340 LIST NO. OF MATCHING PARTS		
SIT-DOWN	STAND-UP			SIDE PANEL	BACK PANEL	SEPARATOR
1	11	None	Birch	21	31	41
2	12	Birch	Birch	22	32	42
3	13	None	Oak	23	33	43
4	14	Oak	Birch	24	34	44
5	15	Walnut	Birch	25	35	45
6	16	Mahogany	Birch	26	36	46

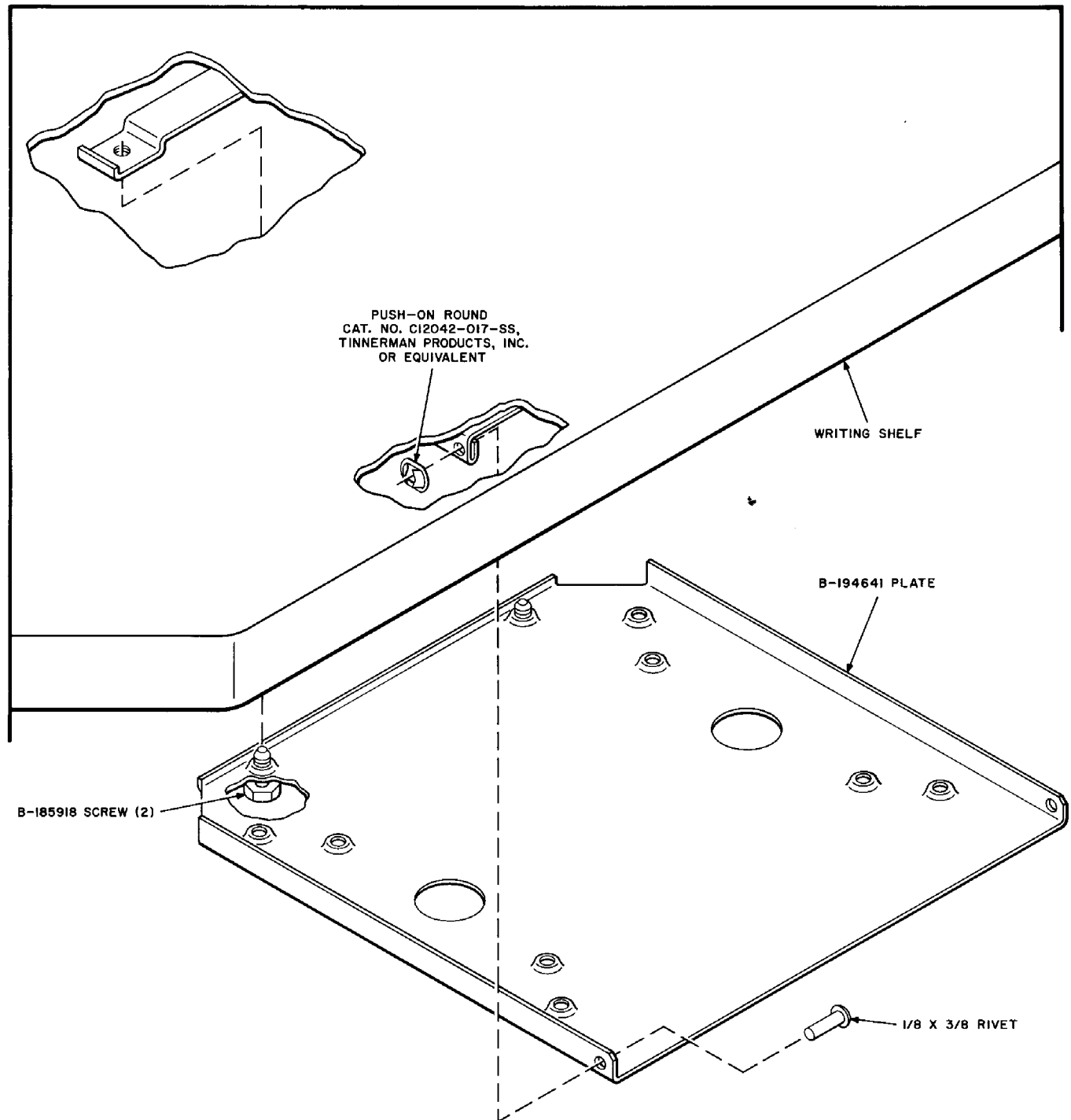


Fig. 2 — Subscriber Set Mounting

2.06 An illuminated, translucent, white plastic sign mounts over the door. Blank signs may be ordered when booths are multiplied and the word "TELEPHONE" is not required on every booth. See Table B. The sign is illuminated by the dome light.

2.07 Power for lights and blower is supplied by means of a KS-16797, List 15 cable assembly. The cable is furnished as part of the booth assembly for plugging into the power-service outlet. Where local regulations permit, a power-cord plug retainer and cord clamp may be used to prevent accidental removal of cable assembly from power service outlet.

2.08 Accessory equipment is available as listed in Table C.

TABLE C
ACCESSORY EQUIPMENT

KS-SPEC	NAME
KS-19207, L1*	Light and Blower Unit
KS-14123, L6**	Card Frame (gray) plus glass window
KS-14123, L7**	Card Frame (gray) plus plastic window
KS-14123, L8**	Card Frame (gray) frame only
KS-16797, L15*	Cable Assembly

*Furnished with booth.

**Must be ordered separately if required.




Fig. 3 — KS-19207, List 1 Light and Blower Unit