

61-TYPE FILTERS

IDENTIFICATION

1.00 INTRODUCTION

This section covers general information for 61-type filters.

2.00 GENERAL

2.01 The 61-type filter is designed specifically for use in connection with station dials to suppress radio frequency induction into radio receivers, due to dialing. It may, however, be used with other equipment and circuit arrangements under suitable operating conditions.

2.02 Apparatus equipped with 61-type filters can be identified by a red dot marker.

2.03 The locations at which to apply the red dot for apparatus equipped with 61-type filters are given in Section C18.071.01 entitled 61-Type Filters, Installation and Maintenance. The red dot will, of course, be found on apparatus so equipped and shall be applied to apparatus in service when filters are added.

3.00 IDENTIFICATION

3.01 The 61A filter combines in one unit capacity, effective resistance, and inductance, and eliminates the need for a separate retardation

coil which was necessary in certain cases with the older types of suppression apparatus. The filter unit is housed in a metal can with mounting lugs which measure over all approximately 1-5/8 inches long, 1-1/16 inches wide, and 15/32 inch high. This filter is provided with mounting lugs but does not have a mounting bracket as do the other 61-type filters. (See Fig. 1.)

3.02 Each of the 61B, D, E, F, G, H, J, L, M, N, P, R, and S filters consists of a 61A filter mounted with two mounting screws mounted on a bracket which varies in design according to the apparatus with which it is to be used (see Fig. 2).

4.00 USE

4.01 Filters of the types referred to herein are intended for use where induction with radio receivers warrants; accordingly, local instructions should be followed.

4.02 The particular types of apparatus with which each filter is used are indicated in Table A.

5.00 PIECE PARTS

Except for the 61E filters (when used in 634BH subscriber sets) and the 61G filters, filter brackets are arranged for insertion under existing screws or nuts and, therefore, no additional mounting screws or nuts are required. In this connection the 61E filters (when used in 634BH subscriber sets) require mounting screws, nuts, and washers which are not regularly part of the filter and, therefore, must be ordered separately in accordance with Table B. The mounting screw for the 61G filter is included as part of the filter.

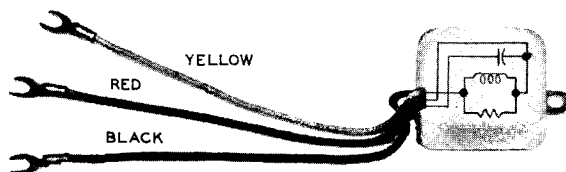





Fig. 1 — 61A Filter




61B




61D



61E



61F




61G



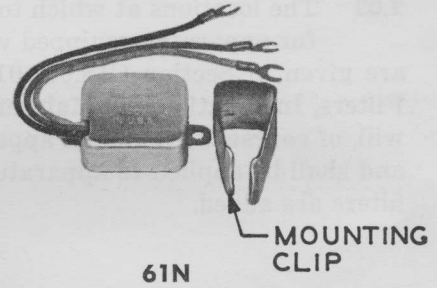
61J




61L




61M




61N



61P



61R



61S

Fig. 2 — 61-Type Filters and Mounting Brackets

TABLE A

Present Standard Filter	Use with
61A 61B 61C* 61D 61E	684BH subscriber set and D-97807 dial Types 50, 51, 52, 151, and 152 desk stands B-type hand set mountings Types 553 and 653 (excluding 653BH) subscriber sets and converted types 293, 333, and 433 subscriber sets Types 574 and 577 subscriber sets and converted types 374 and 377 subscriber sets and M-type telephone set mountings
61F 61G 61H* 61J 61L	Types 50, 51, 150, 151, 161, 163, 167, 181, and 183 coin collectors C1 hand set mounting D-type hand set mountings E-type hand set mountings Types 300, 320, and 325 telephone sets
61M 61N 61P 61R 61S	G-type hand set mountings B- and D-type hand set mountings and H8† and H9† telephone set mountings Types H, J, K, and L telephone set mountings Types 55, 74, 155, 158, 166, 168, 174, 176, 177, 178, 191, and 193 coin collectors 5300-type telephone sets

* Replaced by 61N filter.

† Connector D-161488 also required to terminate red filter lead in telephone set mounting.

TABLE B

Piece Part Name and Number	Part of
Nut, P-150277‡ Screw, P-116854‡ Screw, P-129732 Screw, P-160750 Screw, P-238790	61E filter (attaching filter in 634BH subscriber sets) 61E filter (attaching filter in 634BH subscriber sets) 61R filter (attaching filter in coin collectors) 61G filter (attaching filter to C1 hand set mounting) For attaching 61A filters to filter brackets, mounting plates, etc.
Terminal Screw, P-128912 Terminal Screw, P-295863	61B, D, E, F, G, and L filters 61P filter
Washer, Shakeproof, 1206‡ Washer, P-221613 (Lockwasher) Washer, P-239133 (Large washer) Washer, P-250915 (Spacer)‡	61E filter (attaching filter in 634BH subscriber sets) 61G filter (attaching filter to C1 hand set mounting) 61G filter (attaching filter to C1 hand set mounting) 61E filter (attaching filter in 634BH subscriber sets)

‡ Not regularly part of 61E filter (see 5.01).