

Filing Instructions:

This section replaces Section 501-2100-100 Iss. F which should be removed from the binders and destroyed. File this section in numerical sequence.

HANDSETS

NE-F AND NE-G TYPES

IDENTIFICATION AND PARTS ASSEMBLY

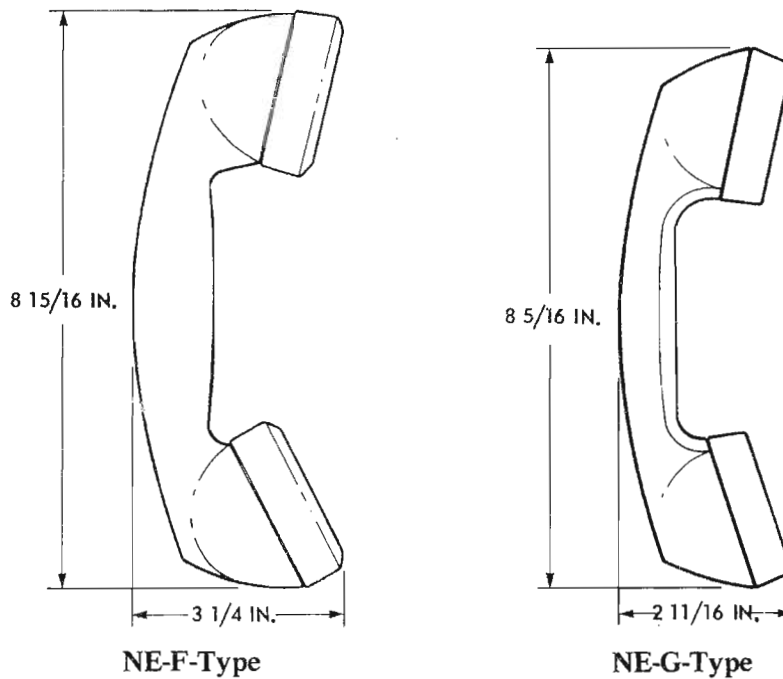


Fig. 1 — Basic NE-F and NE-G Type Handsets

1. INTRODUCTION

1.01 This section contains information covering the identification and assembly of NE-F and NE-G type handsets. The various configurations of NE-F and NE-G handsets and their application are listed, respectively, in Tables B and D. These tables show coding information for the transmitter unit, receiver unit and the cord of each handset.

1.02 Many of the early configurations of NE-F and NE-G types are no longer used because of the increased versatility of current configurations. Table G provides a guide for replacement, by listing the outmoded type of handset against its replacement type.

1.03 Handsets designated NE-F are supplied in black only. Handsets designated NE-G are supplied in black and in various colors. Those NE-G types which are supplied in colors are identified in Table D by an asterisk after the code. When ordering refer to Table H which lists the suffix codes for colors which are available.

REASON FOR REISSUE

1.04 This section is herewith being reissued to add information about QUU1A, QUU1C and QUU2A receiver units.

3352+
New Brunswick Telephone Co.
C. S. Supvr. - I&R
Water Street
ST. STEPHEN, N.B.

2. IDENTIFICATION

2.01 The basic NE-F and NE-G type handsets are shown in Fig. 1.

2.02 **HANDSETS EQUIPPED WITH A PUSH-BUTTON.** Handsets grouped under NE-F3 or NE-G5 classifications, are equipped with a push-type switch in the handle. The switch can be used to close a transmitter circuit, remove a transmitter shunt or perform some other function depending upon the type of equipment with which the handset is associated. A typical NE-F3 handset is shown disassembled in Fig. 2, with component parts listed in Table A. A typical NE-G5 handset is shown disassembled in Fig. 3 with component parts listed in Table C.

2.03 **EXPLOSIVE ATMOSPHERE HANDSETS.**

Handsets of the NE-F6Q1A or NE-F6QB classifications are designed for use with telephone sets in hazardous locations. The handset cord is connected between the handset and the telephone set through flame-proof bushings. These ensure that inflammable gasses cannot enter the telephone set or handset. The bushing used for the NE-F6Q1A and NE-F6QB are shown and identified in Fig. 3 and 4. Because of the difference in bushings, these handsets are not interchangeable. Each handset is supplied as a fully assembled unit.

Note: If any part of an NE-F6Q1A or an NE-F6QB handset is defective, the entire handset must be replaced.

WARNING: Before performing maintenance on this equipment in explosive atmospheres, review Section 500-4150-100. "Telephone Sets, Explosive Atmospheres, General Requirements".

2.04 **HANDSETS FOR IMPAIRED HEARING OR FOR WEAK SPEECH APPLICATIONS.**

The NE-G6AQ1A handset is intended for use with NE-500,-600,-700 and LOGIC type telephone sets to provide receiver amplification for impaired hearing applications. The NE-G7AQ1A handset allows amplification of transmission for weak speech and is also used with NE-500, -600, -700

and LOGIC type telephone sets. Both handsets are identical in appearance, being equipped with a potentiometer in the center of the handle, for volume control (Fig. 6 and Table E).

2.05 **HANDSETS FOR USE IN NOISY LOCATIONS.** The NE-G8AQ1A handset is intended for use with NE-500, -600, -700 and LOGIC type telephone sets in noisy locations. This handset is equipped with a press-to-listen switch and a volume control in the handle (Fig. 7 and Table F).

3. ORDERING INFORMATION AND LIMITATIONS

3.01 Refer to Tables B and D for part numbers of handsets, transmitter units, receiver units and cords.

3.02 All NE-G type handsets except NE-G1 types require that a cotton ball be inserted in the handle, to serve as an acoustic barrier. The cotton ball should not extend out into the receiver bowl. For proper positioning in some typical handsets, refer to Fig. 5, 6, and 7.

Limitations

3.03 Table D also lists QSE1A and QSE1B type handsets. This type of handset requires an acoustic barrier (cotton ball) at each end of the hollow in the handset handle.

3.04 For explosion-proof handsets, NE-F6Q1A and NE-F6QB, the receiver and transmitter caps must be made of phenolic. This type of cap is not available for NE-G type handsets.

3.05 The high-current NE-F2 transmitter does not fit in NE-G type handsets.

3.06 The NE-G type handset does not fit NE-300 type telephone sets or radio telephone handset holder.

3.07 The QUU1C receiver unit equipped with a magnetic field coil does not fit in NE-G7 type handsets.

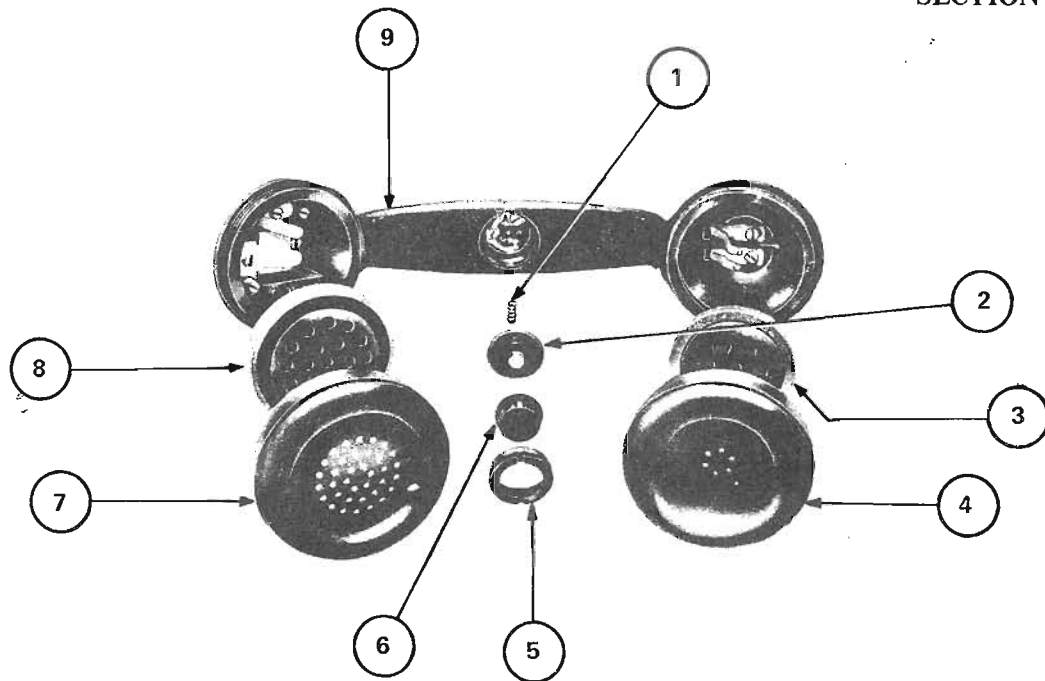


Fig. 2 - NE-F3 Handset - Disassembled

TABLE A
NE-F3 HANDSET - PARTS IDENTIFICATION

ITEM FIG	PART NO	DESCRIPTION
1	P0480393	Coil Spring
2	-	Push-Button Assembly
	P0283105	• Plunger
	P0475629	• Nut
	P0205066	• Washer (3 Req'd)
	P0475628	• Washer
	P0475626	• Rubber Washer
	P0475267	• Ring
3	See Table B	Receiver Unit
4	P0456236	Cap
5	P0475959	Lock Ring
6	P0475624	Button
7	P0456235	Cap
8	See Table B	Transmitter Unit
9	NE-F3-03	Handset Handle

TABLE B
IDENTIFICATION OF NE-F TYPE HANDSETS

HANDSET	CORD	TRANSMITTER UNIT	RECEIVER UNIT	PRINCIPAL USE
NE-F3AQ1A-03 NE-F3BQ1A-03	NE-H4BW-03 NE-H4QE-03	NE-T1 NE-T1	NE-U1 NE-U1	Harbour craft radio Telegraph positions of toll testboard type L-carrier NE-301A telephone set
NE-F3CQ1A-03	NE-H3AR-03	NE-T1	NE-U1	NE-301A telephone set
NE-F3DQ1A-03 NE-F3FQ1A-03	NE-H3TX-03 NE-H4QE-03	NE-F2 NE-T1	NE-HA2 NE-HC5	Portable telephone NE-102A type key equipment at airports
NE-F3HQ1A-03 NE-F3JQ1A-03	NE-H4CC-03 NE-H3AR-03	NE-T1 NE-T1	NE-U1 NE-U1	Private line equipment NE-102A type key equipment
NE-F3KQ1A-03 NE-F3LQ1A-03 NE-F3NQ1A-03 NE-F3PQ1A-03 NE-F3WQ1A-03	NE-H4BW-03 NE-H4BW-03 NE-H4QE-03 NE-H5R-03 NE-H5T-03	NE-T1 NE-T1 NE-T1 NE-T1 NE-T1	NE-U1 NE-U1 NE-U2 NE-U2 NE-U1	NE-102A type key equipment NE-324A telephone set NE-102A type key equipment NE-102A type key equipment Mobile radio telephone
NE-F3QA-03 NE-F4AQ2A-03 NE-F4CQ1A-03 NE-F4GQ2A-03	POS 4285 NE-H3AJN-03 NE-H3QD-03 NE-H3AR-03	NE-F2 NE-T1 NE-T1 NE-T1	NE-HA2 NE-U1 NE-U1 NE-U1	N9A portable telephone Uniphones NE-325 telephone sets NE-202 and NE-302 telephone sets
NE-F5AQ1A-03 NE-F5AQ3A-03 NE-F5BQ2A-03 NE-F5DQ1A-03 NE-F6Q1A-03	NE-H4QD-03 NE-H4AXB-03 NE-H4CB-03 NE-H4QF-03 NE-H4Q4A-03	NE-T1 NE-T1 NE-T1 NE-T1 NE-T2	NE-U1 NE-U1 NE-U1 NE-HA2 NE-HA1	PBX system Uniphones L-carrier order wire QSK3A, 4A, 5A & 6A telephone (explosion proof)
NE-F6QB-03	NE-H3AN-03	NE-T2	NE-HA1	NE-320 type telephone sets (explosion proof)




Fig. 3 — Bushing Used for NE-F6Q1A Handset




Fig. 4 — Bushing Used for NE-F6QB Handset

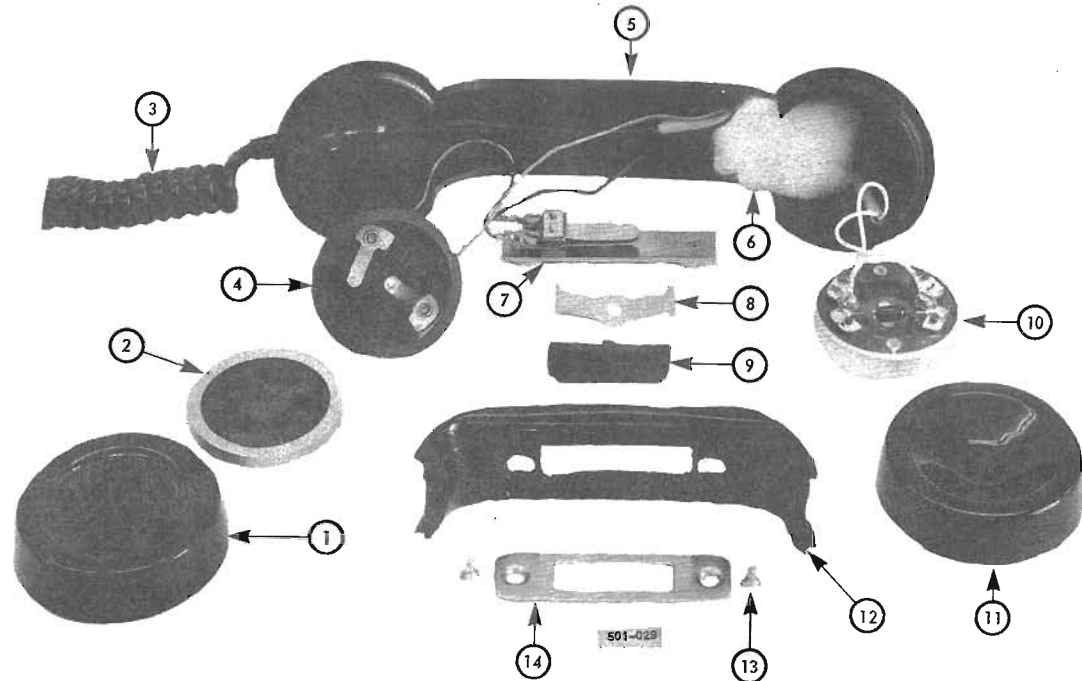


Fig. 5 — NE-G5 Handset — Disassembled

TABLE C
NE-G5 HANDSET - PARTS IDENTIFICATION

ITEM FIG. 3	PART NO.	DESCRIPTION
1	P080A100+	Cap
2	NE-T1	Transmitter Unit
3	NE-H4CJ- *	Handset Cord
4	P020A473	Cup Assembly
5	P096T000+	Handset Handle
6	—	Cotton Ball
7	P096T324	Spring Pile-up Assembly
8	P0339898	Spring
9	P0964500+	Button
10	NE-U1,QUU1A, QUU1C	Receiver Unit
11	P080A200+	Cap
12	P096T100+	Insert
13	P099U005	Screw
14	P096R878	Cover

*Color Code — see Table H

+Replace the last 2 digits with the appropriate color code

**TABLE D
IDENTIFICATION OF NE-G TYPE AND QSE-TYPE HANDSETS**

HANDSET	CORD	TRANSMITTER UNIT	RECEIVER UNIT	PRINCIPAL USE
NE-G3AR-*	NE-H4CJ-*	NE-T1	NE-U1*	Most NE-500, 600, 700, 2500, QSK200 and 2200 type telephone sets
NE-G3BR-*	NE-H4CJ-*	NE-T1	NE-U2‡	NE-112A key equipment
NE-G3CR-*	NE-H4CU-*	NE-T1	NE-U2‡	NE-3C and NE-4B telephone consoles
NE-G3DR-61	NE-H4CU-61	NE-T1	NE-U2‡	NE-112A key equipment
NE-G3DRN-03	NE-H4CU-03	NE-T1	NE-U1*	
NE-G3DRN-50	NE-H4CU-50	NE-T1	NE-U1*	QCN100A Console
NE-G3FR-*	NE-H4CP-*	NE-T1	NE-U1†	Colored N203D, N213H and N233H coin collectors.
NE-G3FRN-03	NE-H4Q9A-03	NE-T1	NE-U1†	Black N203D, N213H, and N233H coin collectors, NE-525Q type outdoor telephone in low temperature applications.
NE-G3K-61		NE-T1	NE-U1*	
NE-G3R-*	NE-H4DA	NE-T2	NE-U1†	Black and colored NE-233Q and NE-2233Q-type coin collectors (armored cord)
NE-G3Q6A-*	NE-H4Q6A-*	NE-T1	NE-U1*	NE-500DQ2C telephone set. (Same as NE-G3AR except for cord)
NE-G3QA-51	NE-H6E-51	NE-T1	NE-U1*	E/W normally open, non-locking pushbutton switch and used on the NE-500QF telephone set
NE-G3QB-61	NE-H4QG-61	NE-T1	NE-U1*	Used with Ericsson 900 PBX console
NE-G3QC-03	NE-H4Q5A-03	NE-T1	NE-U1*	Export telephone sets
NE-G3QD-*	NE-H4CJ-*	NE-T1QC	NE-U1*	QSK300-type telephone set
NE-G3QE-*	NE-H4QH-*	NE-T1QC	NE-U1*	
NE-G3QF-52	NE-H4QJ-52	NE-T2	NE-U1†	QSK100,2100,300,2300,301, 2301-type panel coil telephone sets
NE-G3QG-03	NE-H4Q9A-03	NE-T1	NE-U1*	NE-570Q1A,2A,3A weather proof telephone sets

TABLE D (Cont)
IDENTIFICATION OF NE-G TYPE AND QSE-TYPE HANDSETS

HANDSET	CORD	TRANSMITTER UNIT	RECEIVER UNIT	PRINCIPAL USE
NE-G3QH ^o -*	NE-H4QK-*	NE-T2	NE-U1†	QSD200,2200,400,2400,401, 2401 coin telephone sets
NE-G3QJ-50 NE-G5ARQ1A-03	NE-H4QL-50 NE-H5QB-03	NE-T1 NE-T1	NE-U1* NE-U1*	QCN100-type consoles NE-47A control unit mobile radio telephone
NE-G5BRQ1A-03 NE-G5CRQ1A-03 NE-G5ERQ1A-* NE-G5FRQ1A-03 NE-G5GRQ1A-*	NE-H6C-03 NE-H4CU-03 NE-H5P-* NE-H4BM-03 NE-H4CJ-*	NE-T1 NE-T1 NE-T1 NE-T1 NE-T1	NE-U1* NE-U2‡ NE-U1* NE-U1* NE-U2‡	Loudspeaker paging Private line systems NE-535 type telephone sets Mobile telephone sets MF978 telephone sets
NE-G5GRQB-* NE-G5HRQ1A-03 NE-G5KQ1A-* NE-G5MRQ1A-51*	NE-H4CJ-* NE-H5P-03 NE-H6E-* NE-H4CU-51	NE-T1 NE-T1 NE-T1 NE-T1	NE-U1* NE-U2‡ NE-U1* NE-U1*	Standardized MF-620 Handset NE-102A Key equipment Mobile telephone Command post alerting network
NE-G5QA-03 NE-G5QB-03 NE-G5QC-03	NE-H5QC-03 NE-H4Q1A-03 NE-H6QB-03	NE-T1 NE-T1 NE-T1	NE-U1* NE-U1* NE-U1*	Mobile radio systems NE-522 type elevator telephone set NE-554QG and NE-554QF (CN dispatching)
NE-G6AQ1A-* NE-G7AQ1A-* NE-G8AQ1A-*	NE-H4CT-* NE-H4Q3A-* NE-H4CT-*	NE-T1 NE-T1 NE-T1	NE-U1* NE-U1* NE-U1*	NE-500, 600, 700 telephone sets for impaired hearing. NE-500, 600, 700 telephone sets for weak speech NE-500, 600, 700 telephone sets at noisy locations.
QSE1A-* QSE1B-03 QSE3A-61	NE-H5U-* NE-H5W-3 NE-H5P-61	QUW4A QUW4A NE-T1	NE-U1* NE-U1* NE-U1*	Transcribed announcement services. Transcribed announcement services NE-G5 type handset with transfer switch
* Color Code – see Table H				

* Indicates or QUU1A

† Indicates or QUU1C

‡ Indicates or QUU2A

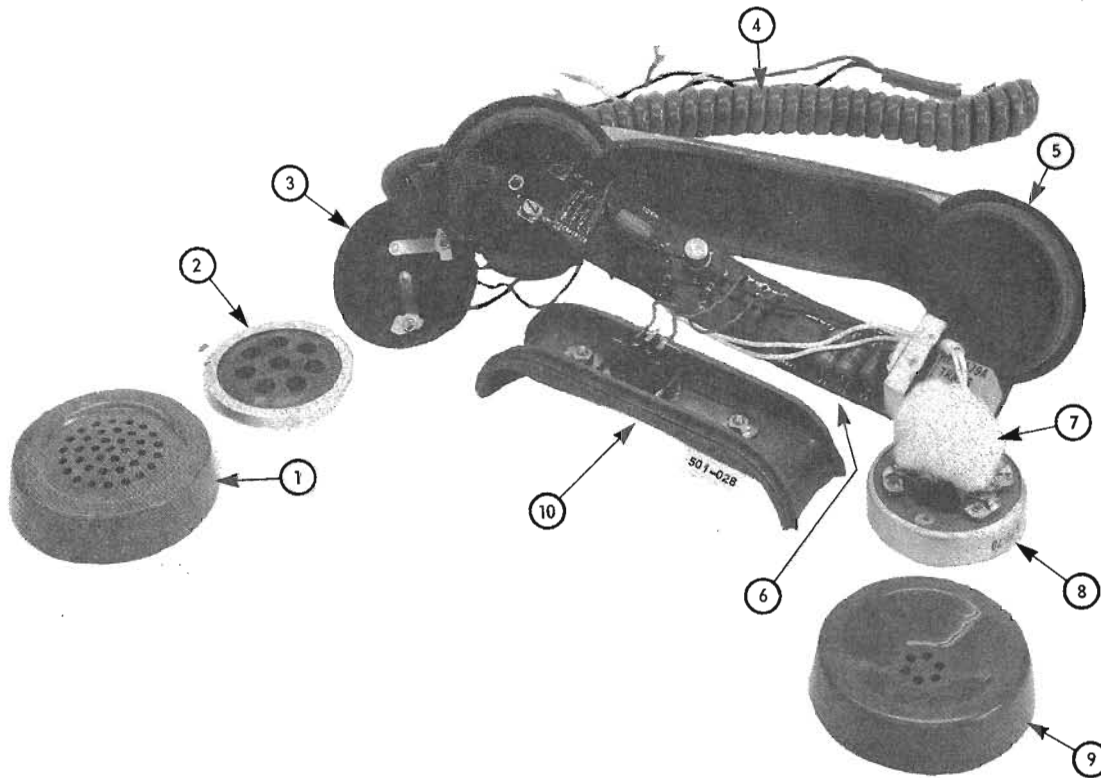


Fig. 6 – NE-G6AQ1A and NE-G7AQ1A Handset

TABLE E
NE-G6AQ1A AND NE-G7AQ1A HANDSET PARTS IDENTIFICATION

ITEM FIG. 6	PART NO. NE-G6AQ1A	PART NO. NE-G7AQ1A	DESCRIPTION
1	P080A100+	P080A100+	Cap
2	NE-T1	NE-T1	Transmitter Unit
3	P020A473	P020A473	Cup Assembly
4	NE-H4CT-*	NE-H4Q3A-*	Cord
5	P096T0	P096T000+	Handset Handle
6	P096R884	P096R892	Printed Circuit Board
7	—	—	Cotton Ball
8	NE-U1 – QUU1A	NE-U1 – QUU1A	Receiver Unit
9	P080A200+	P080A200+	Cap
10	P096T600+	P096U000+	Insert Assembly
*Color Code – See Table H + Replace the last 2 digits with the appropriate color code			

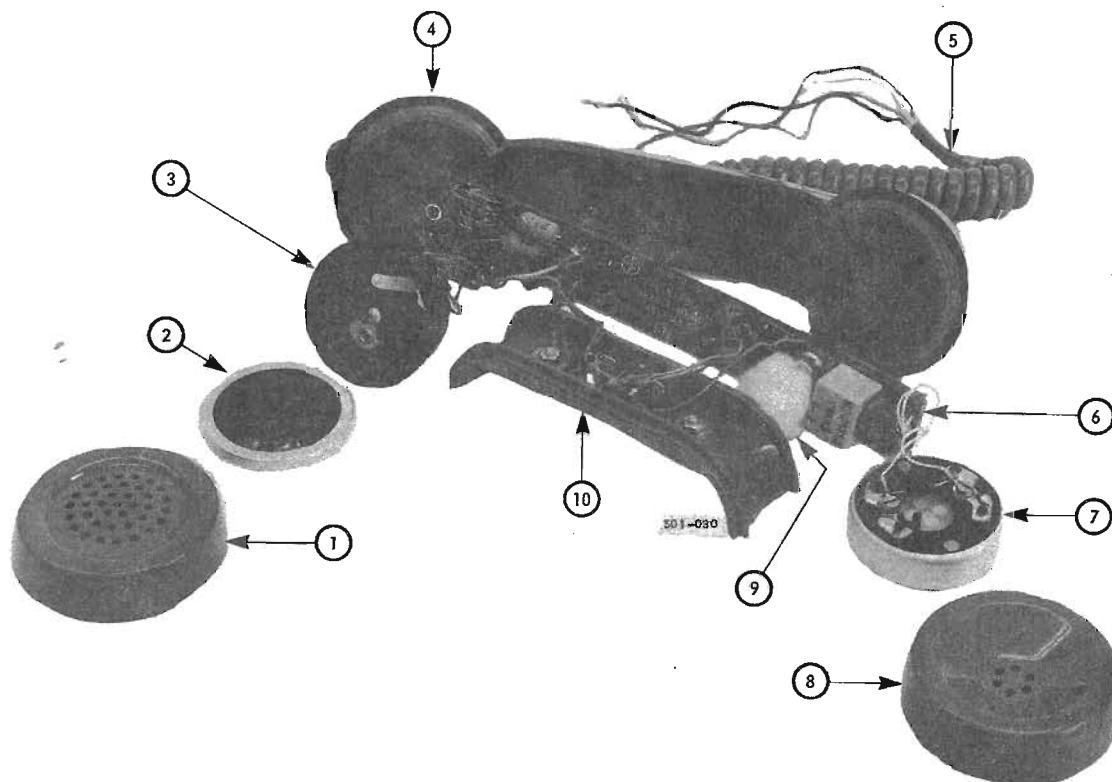


Fig. 7 – NE-G8AQ1A Handset – Disassembled

TABLE F
NE-G8AQ1A HANDSET - PARTS IDENTIFICATION

ITEM FIG. 7	PART NO.	DESCRIPTION
1	P08A100+	Cap
2	NE-T1	Transmitter Unit
3	P020A473	Cup Assembly
4	P096T000+	Handset Handle
5	NE-H4CT-*	Handset Cord
6	P096U920	Printed Circuit Board
7	NE-U1 – QUU1A	Receiver Unit
8	P080A200+	Cap
9	–	Cotton Ball
10	P096W900+	Insert Assembly

*Color Code – see Table H
+Replace the last 2 digits with the appropriate color code

**TABLE G
GUIDE FOR RECOMMENDED REPLACEMENT OF
DISCONTINUED TYPE HANDSETS**

DISCONTINUED TYPE HANDSET	REPLACED BY TYPE	DISCONTINUED TYPE HANDSET	REPLACED BY TYPE	DISCONTINUED TYPE HANDSET	REPLACED BY TYPE
NE-F1A-4,16, 18,19,20 NE-F1AN-03 NE-F1B-03 NE-F1BR-03 NE-F1C-03	NE-F4AQ1A-03 NE-F4BR-03 NE-F4BR-03 NE-F4CQ1A-03	NE-F3HN-03 NE-F3HRN-03 NE-F3J-03 NE-F3JN-03 NE-F3K-03	NE-F3HQ1A-03 NE-F3HQ1A-03 NE-F3JQ1A-03 NE-F3JQ1A-03 NE-F3KQ1A-03	NE-FXA-03 NE-G1AR-03 NE-G1BR-03 NE-G1D-03 NE-G1DR-03	NE-F3QA-03 NE-G3AR-03 NE-G3R-03 NE-G3DR-03 NE-G3DR-03
NE-F1E-03 NE-F1G-03 NE-F1GR-03 NE-F1H NE-F1K-03	NE-F4EQ1A-03 NE-F4GQ1A-03 NE-F4GQ2A-03 -- NE-F4KQ1A-03	NE-F3KN-03 NE-F3LN-03 NE-F3NN-03 NE-F3NRN-03 NE-F3P-03	NE-F3KQ1A-03 NE-F3LQ1A-03 NE-F3NQ1A-03 NE-F3NQ1A-03 NE-F3PQ1A-03	NE-G1FR-03 NE-G2ARN-03 NE-G2BRN-03 NE-G2CRN-03 NE-G2DRN-03	NE-G3FRN-03 NE-G5ARQ1A-03 NE-G5BRQ1A-03 NE-G5CRQ1A-03 --
NE-F2A-03 NE-F2B-03 NE-F2BN-03 NE-F2BR-03 NE-F2C-03	NE-F5AQ1A-03 NE-F5BQ1A-03 NE-F5BQ3A-03 NE-F5BQ2A-03 NE-F5CQ1A-03	NE-F3PN-03 NE-F3WN-03 NE-F3WW-03 NE-F4A-03 NE-F4AR-03	NE-F3PQ1A-03 NE-F3WQ1A-03 -- -- --	NE-G2GRN-03 NE-G3AR-55 NE-G3BR-52 NE-G3GN-03 NE-G3JN-03	NE-G5GRQ1A-03 -- -- NE-G3R-03 --
NE-F2D-03 NE-F2E-03 NE-F2ER-03 NE-F2F-03 NE-F2G-03	NE-F5DQ1A-03 NE-F5AR-03 NE-F5AR-03 NE-F5Q1A-03 NE-F5GQ1A-03	NE-F4AQ1A-03 NE-F4B NE-F4BR NE-F4EQ1A-03 NE-F4GQ1A-03	-- -- -- -- --	NE-G3P-* NE-G3Q1A-* NE-G3Q3A-03 NE-G3Q4A-*	-- -- -- --
NE-F3ADW-03 NE-F3AN-03 NE-F3AW-03 NE-F3B-03 NE-F3BN	-- NE-F3AQ1A-03 -- NE-F3BQ1A-03 NE-F3BQ1A-03	NE-F4KQ1A-03 NE-F5A-03 NE-F5AR-03 NE-F5BQ1A-03 NE-F5BQ3A-03	-- -- -- -- --		
NE-F3BRN-03 NE-F3CN-03 NE-F3CW-03 NE-F3DW-03	NE-F3BQ1A-03 NE-F3CQ1A-03 NE-F3CQ1A-03 NE-F3DQ1A-03	NE-F5CQ2A-03 NE-F5FQ1A-03 NE-F5GQ1A-03 NE-FN1A-03	-- -- -- NE-F4AQ2A-03		
NE-F3F-03 NE-F3FN-03 NE-F3FRN-03 NE-F3H-03	NE-F3FQ1A-03 NE-F3FQ1A-03 NE-F3FQ1A-03 NE-F3HQ1A-03	NE-FN1AR-03 NE-FN2A-03 NE-FN2AR-03 NE-FN2C	NE-F4AQ2A-03 NE-F5AQ3A-03 NE-F5AQ3A-03 NE-F5BQ1A-03		

**TABLE H
HANDSET COLOR AVAILABILITY**

COLOR	COLOR SUFFIX	HANDSET TYPES																
		NE-G3AR.*	NE-G3BR.*	NE-G3CR.*	NE-G3FR.*	NE-G3R.*	NE-G3Q6A.*	NE-G3QD.*	NE-G3QE.*	NE-G3QH.*	NE-G5ERQ1A.*	NE-G5GRQ1A.*	NE-G5GRQB.*	NE-G5KQ1A.*	NE-G6AQ1A.*	NE-G7AQ1A.*	NE-G8AQ1A.*	QSE1A.*
Black	-03	✓			✓	✓	✓	✓	✓	✓	✓	✓	✓	✓	✓	✓	✓	✓
Warm White	-20	✓									✓	✓		✓	✓	✓	✓	
Brown	-26									✓								
Blue	-27									✓								
Green	-28									✓								
Orange	-29	✓																
Chameleon Gray	-35	✓									✓	✓		✓	✓	✓	✓	
Ivory	-50	✓			✓	✓	✓	✓		✓	✓	✓	✓	✓	✓	✓		
Green	-51	✓		✓	✓	✓	✓	✓		✓	✓	✓	✓	✓	✓	✓		
Gray	-52			✓		✓												
Red	-53	✓				✓	✓	✓	✓		✓	✓	✓	✓	✓	✓	✓	✓
Yellow	-56	✓				✓	✓	✓	✓		✓	✓	✓	✓	✓	✓		
White	-58	✓				✓	✓	✓	✓		✓	✓	✓	✓	✓	✓		
Rose Pink	-59	✓				✓	✓	✓	✓		✓	✓	✓	✓	✓	✓		
Light Beige	-60	✓	✓	✓	✓	✓	✓	✓	✓		✓	✓	✓	✓	✓	✓	✓	✓
Light Gray	-61	✓	✓	✓		✓	✓	✓	✓		✓	✓	✓	✓	✓	✓	✓	✓
Aqua Blue	-62	✓				✓	✓	✓	✓		✓	✓	✓	✓	✓	✓	✓	✓
Turquoise	-64	✓				✓	✓	✓	✓		✓	✓	✓	✓	✓	✓	✓	✓

*Add Color Suffix Numbers for color desired