


## CAPACITORS IDENTIFICATION



### 1. GENERAL

1.01 This section contains general information for capacitors used with station apparatus. Capacitors which form component parts of station apparatus are not listed, as they normally are not ordered separately. For a complete list and description of all types of capacitors, refer to the Western Electric Company Apparatus Card Catalog.

1.02 The reason for reissuing this section is to re-

vising Table A to show new and MD capacitors. Since this reissue covers a general revision, arrows ordinarily used to indicate changes have been omitted.

### 2. IDENTIFICATION

2.01 Table A lists the capacitors used in station apparatus and their capacitance, description, and application.

### NOTICE

Not for use or disclosure outside the  
Bell System except under written agreement

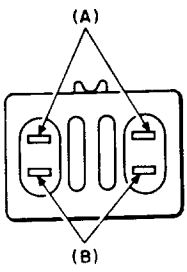


FIG. 1A

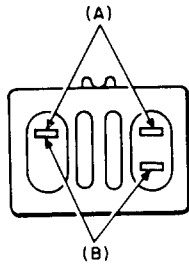


FIG. 1B

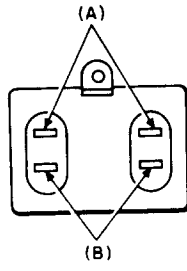


FIG. 1C

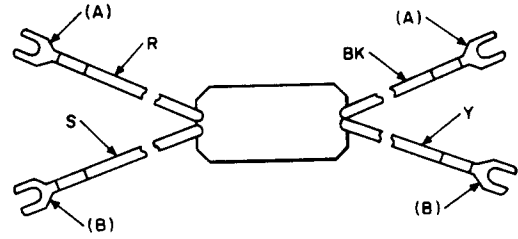


FIG. 1D

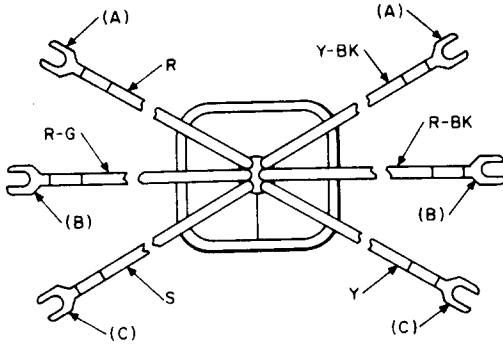


FIG. 1E

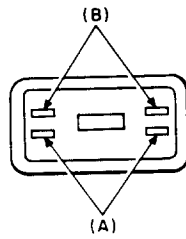


FIG. 1F

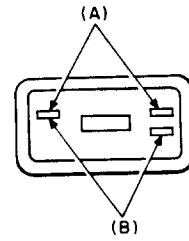


FIG. 1G

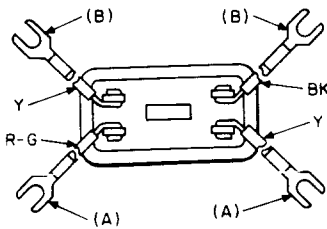


FIG. 1H

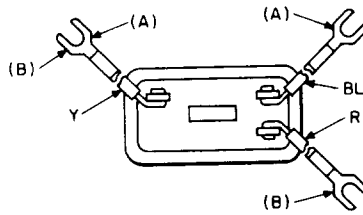


FIG. 1I

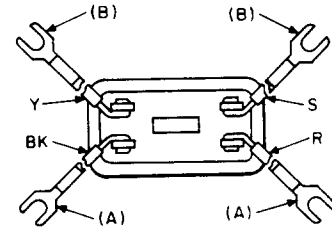


FIG. 1J

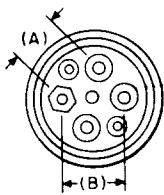


FIG. 1K

NOTE:  
FOR CAPACITANCE VALUES AT POINTS  
(A), (B), OR (C), REFER TO TABLE A.

Fig. 1—Capacitors (Note)

**TABLE A**  
**CAPACITORS USED WITH STATION APPARATUS**

CAPACITOR	REPLACED BY	CAPACITANCE (uf)	CAPACITANCE BETWEEN TERMINALS (uf)				DESCRIPTION	APPLICATION
			FIG.	(A)	(B)	(C)		
40BA		0.32					Consists of four capacitors mounted in 2 groups of two polyester film capacitors	Radio Frequency Interference Suppression
129F (MD)		0.006					Paper capacitor enclosed in a metal case	F-series handsets
147A (MD)	447A	2.00					Paper capacitor potted in an aluminum can	Sub sets
147B (MD)	447B	1.00, 1.00	1A	1.00	1.00		Multiple paper capacitors potted in an aluminum can	
147C (MD)			1B	1.00	1.00			
147D (MD)	447D	1.00, 0.50	1B	1.00	0.50			
147E (MD)	447G	2.00, 0.04	1A	2.00	0.04			
147AB (MD)	447A	2.00					Paper capacitor potted in an aluminum can	
149A (MD)	449A	1.00						
149B (MD)	449B	0.50						
149C (MD)	449C	0.10						
149D (MD)	449D	0.65						
149E (MD)	449E	1.00						
149F (MD)	449F	0.65						
149G (MD)	449J	0.04						
152A		0.10					Plastic film capacitor wrapped in tape with spade-tipped leads	
152C		0.01						
194A (MD)	447H*	1.00, 2.00	1C	1.00	2.00		Multiple paper capacitors potted in an aluminum can	Sub sets
194B (MD)	447J*	0.05, 2.00	1C	0.05	2.00			
194BB (MD)								
195A		2.00, 0.50	1D	2.00	0.50		Multiple plastic film capacitors wrapped in tape	Tel sets and sub sets
195B (MD)								
195C (MD)		2.00					Plastic film capacitor wrapped in tape with spade-tipped leads	

\* Plus an 811311760 (P-13A176) adapter.

TABLE A (Contd)

## CAPACITORS USED WITH STATION APPARATUS

CAPACITOR	REPLACED BY	CAPACITANCE (uf)	CAPACITANCE BETWEEN TERMINALS (uf)				DESCRIPTION	APPLICATION
			FIG.	(A)	(B)	(C)		
198A		0.50					Plastic film, wax impregnated capacitor with enveloping gray finish	Sub sets
198B								
198C		0.40					Plastic film, wax impregnated capacitor wrapped in tape with spade-tipped leads	
387A (MD)		0.50, 2.00, 0.50	1E	0.50	2.00	0.50	Multiple paper capacitors potted in an aluminum can	307-type (MD) and 357-type (MD) tel sets
439A		2.00					Mylar capacitor potted in an aluminum can	100A key equipment
447A								
447B		1.00, 1.00	1F	1.00	1.00		Multiple paper capacitor potted in an aluminum can	Sub sets
447D		1.00, 0.50	1G	1.00	0.50			
447E		1.00, 1.00	1H	1.00	1.00			
447F		1.00, 0.50	1I	1.00	0.50			
447G		0.04, 2.00	1F	0.04	2.00		Multiple paper capacitor potted in an aluminum can	
447H (MD)		2.00, 1.00	1F	2.00	1.00			
447J		2.00, 0.50	1F	2.00	0.50			
447K (MD)		2.00, 0.50	1J	2.00	0.50			
447L		2.00, 1.00	1J	2.00	1.00		Paper capacitor potted in an aluminum can	Sub sets
449A		1.00						
449B		0.50						
449C		0.10						
449D (MD)		0.65						
449E (MD)		1.00						
449F (MD)		0.65						
449G (MD)		1.00						
449H (MD)		0.50						

TABLE A (Contd)

CAPACITORS USED WITH STATION APPARATUS

CAPACITOR	REPLACED BY	CAPACITANCE (uf)	CAPACITANCE BETWEEN TERMINALS (uf)				DESCRIPTION	APPLICATION
			FIG.	(A)	(B)	(C)		
449J		0.40					Metalized paper capacitor assembled in an aluminum can with spade-tipped leads	Coin collectors
452A (MD)	452B	3.40						
452B								
452C (MD)		2.00						
511D		0.20					Plastic film capacitor potted in a metal can	Ground observer tel
542A		0.40					Metalized polyester film capacitor, wrapped with tape and end filled with epoxy, wth axial leads	634, 635, 1634, and 1635 tel sets
542C		0.20						3A speakerphone
542F		1.75						415A key tel unit
542G		3.40						5- and 6-type tel consoles
542K		0.42						Inductive Noise Control (used with 425A electron tube)
542L		0.095						2A farm interphone
548A		0.40					Metalized plastic film wax impregnated capacitor with epoxy coating equipped with spade-tipped leads	E1-type ringer, 687-type sub set, 596-type tel set
548B								689-type sub set
575E		0.40					Plastic film wax impregnated tape-wrapped and epoxy end-filled.	Auxiliary P-type ringer
702C		0.1 thru 1.10					Tubular metallized polyester film (Mylar) capacitor wrapped with tape and end filled with epoxy	S1-type ringer
KS-13814L1		0.05					Mylar film wax impregnated capacitor with axial leads	51- and 54-type control unit
KS-13814L4		0.10						
KS-13814L7		0.02						2A communication system, 3A speakerphone, SLC-1 equipment

TABLE A (Contd)  
CAPACITORS USED WITH STATION APPARATUS

CAPACITOR	REPLACED BY	CAPACITANCE (uf)	CAPACITANCE BETWEEN TERMINALS (uf)				DESCRIPTION	APPLICATION
			FIG.	(A)	(B)	(C)		
KS-14136		500.00					Polarized, dry type electrolytic capacitor sealed in an aluminum can	23A key tel unit
KS-14337		4.00					Polarized, porous tantalum, electrolytic capacitor in un-insulated metal case with axial leads	151D and 241A amplifiers
KS-16023		1.00					Paper capacitor assembled in a metal can with spade-tipped leads	306-type (MD) tel sets
KS-16485		500.00					Nonpolarized dry type electrolytic capacitor sealed in an aluminum can	23A key tel unit
KS-16048L4		0.01					Ceramic disc capacitor	2A communication system
KS-16171		600.00, 25.00	1K	600.00	25.00		Multiple polarized, dry type electrolytic capacitor sealed in an aluminum can	207B key tel unit
KS-19658L16		500.00					Aluminum foil electrolytic capacitor sealed in an aluminum can with axial leads	53B dial
819040189		0.01					Mylar film wax impregnated capacitor with axial leads	G15Y handset
840362495		0.15					Ceramic capacitor housed in potted or molded plastic or encased in glass	514B tel sets (241B ampl)