

SERVICE
COIN COLLECTORS, SUBSCRIBER SET REQUIRED
220 SERIES

1. GENERAL

1.01 This section provides connection information for the 220-type coin collectors.

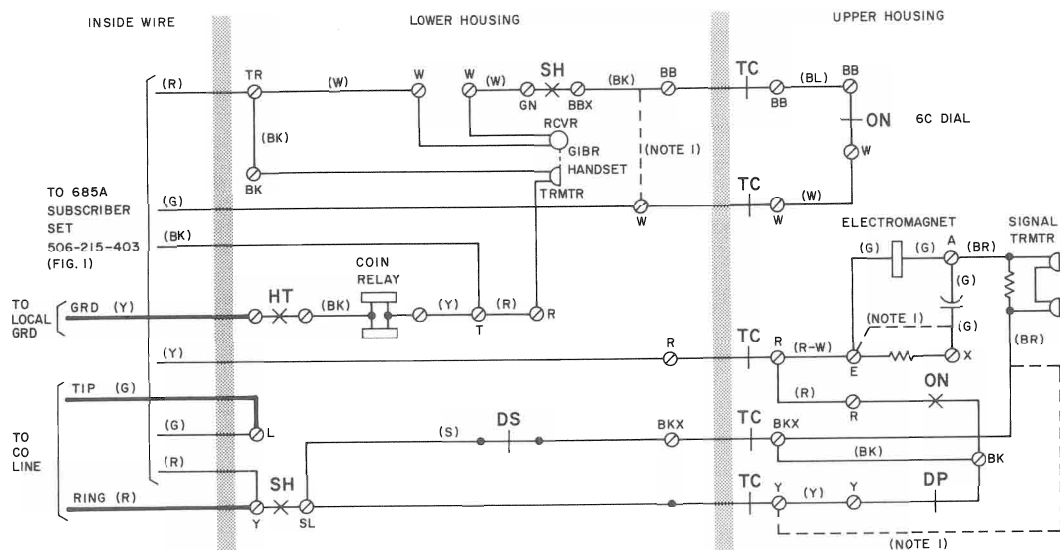
1.02 This section is reissued to:

- Add a note, required when a 685B subscriber set is used with coin*collector

- Rearrange drawings to be consistent with other practices

- Delete connection information for the 685A and B subscriber sets

1.03 Refer to Section 506-215-404 for connection information for the 685A and B subscriber sets.

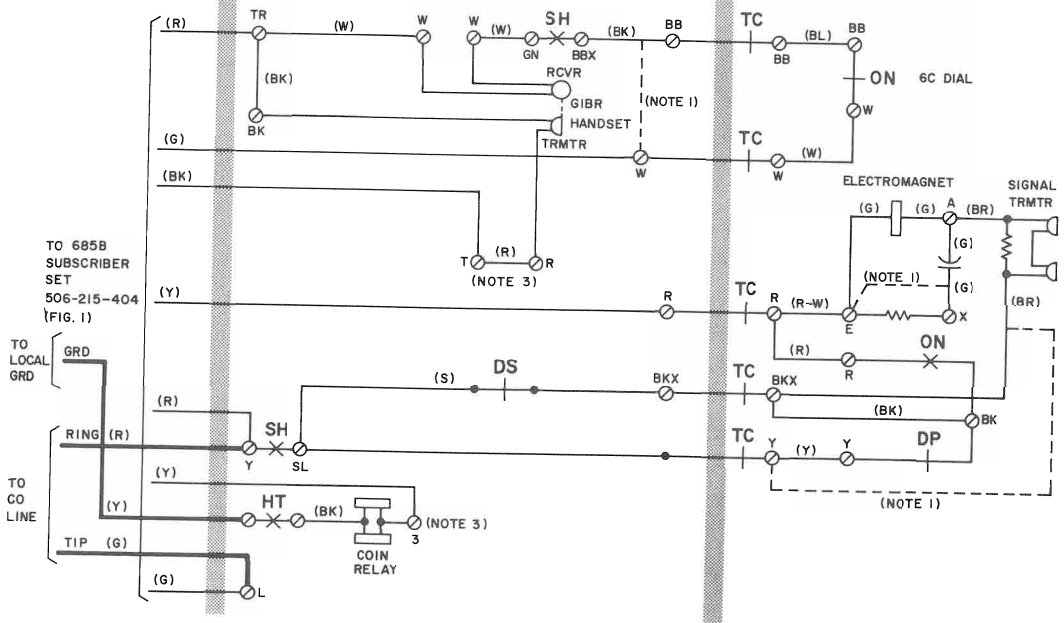


NOTES:

1. DOTTED LINES SHOW SETS WITH MANUAL CONNECTIONS
[220, 223 (C AND D)] DIAL IS REPLACED
WITH SOC APPARATUS BLANK.
2. WHEN A 6IR FILTER IS REQUIRED FOR RADIO FREQUENCY
SUPPRESSION, MOVE (Y) DIAL LEAD FROM Y UPPER HOUSING
CONTACT SPRING TO FILTER BRACKET TERM., CONNECT (Y)
FILTER LEAD TO FILTER BRACKET TERM., CONNECT (BK)
FILTER LEAD TO BK UPPER HOUSING CONTACT, AND
CONNECT (R) FILTER LEAD TO Y UPPER HOUSING CONTACT.

DP - DIAL PULSE CONTACTS
HT - HOPPER TRIGGER CONTACTS
SH - SWITCHHOOK CONTACTS
ON - OFF NORMAL CONTACTS
TC - TRANSFER CONTACTS
DS - DIAL SHORTING CONTACTS

Fig. 1—220, 223 (C, D, G, H) Coin Collectors with 685A Subscriber Set—Coin First, Connections

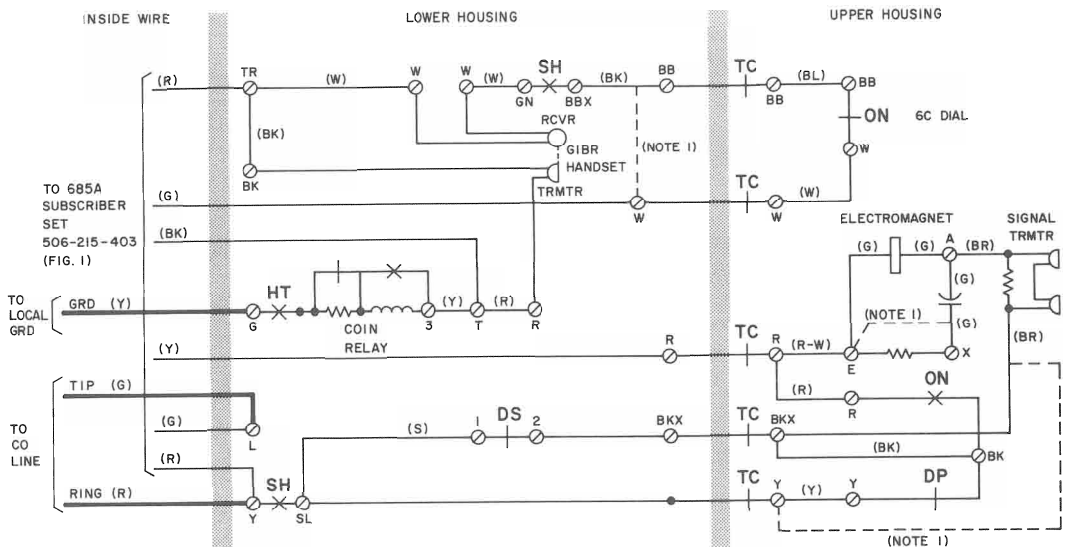


NOTES:

1. DOTTED LINES SHOW SETS WITH MANUAL CONNECTIONS
[220, 223 (C AND D)] DIAL IS REPLACED
WITH SOC APPARATUS BLANK.
2. WHEN A 6IR FILTER IS REQUIRED FOR RADIO FREQUENCY
SUPPRESSION, MOVE (Y) DIAL LEAD FROM Y UPPER HOUSING
CONTACT SPRING TO FILTER BRACKET TERM., CONNECT (Y)
FILTER LEAD TO FILTER BRACKET TERM., CONNECT (BK)
FILTER LEAD TO BK UPPER HOUSING CONTACT, AND
CONNECT (R) FILTER LEAD TO Y UPPER HOUSING CONTACT.
3. REMOVE THE (Y) STRAP BETWEEN TERMINALS 3 AND T
WHEN USED WITH THE 6BSB SUBSCRIBER SET.

DP - DIAL PULSE CONTACTS
HT - HOPPER TRIGGER CONTACTS
SH - SWITCHHOOK CONTACTS
ON - OFF NORMAL CONTACTS
TC - TRANSFER CONTACTS
DS - DIAL SHORTING CONTACTS

Fig. 2—220, 223 (C, D, G, H) Coin Collectors with 685B Subscriber Set—Coin First, Connections



NOTES:

1. DOTTED LINES SHOW SETS WITH MANUAL CONNECTIONS
[220, 223 (CT AND DT)] DIAL IS REPLACED
WITH 50C APPARATUS BLANK.
2. WHEN A GIR FILTER IS REQUIRED FOR RADIO FREQUENCY
SUPPRESSION, MOVE (Y) DIAL LEAD FROM Y UPPER HOUSING
CONTACT SPRING TO FILTER BRACKET TERM., CONNECT (Y)
FILTER LEAD TO FILTER BRACKET TERM., CONNECT (BK)
FILTER LEAD TO BK UPPER HOUSING CONTACT, AND
CONNECT (R) FILTER LEAD TO Y UPPER HOUSING CONTACT.
3. WHEN COIN COLLECTOR IS INSTALLED IN A KS-14811,
LIST 2 BOOTH OF A KS-16705 MOUNTING, THE TIP AND
RING LINE TERMINATIONS ARE CONNECTED DIRECTLY
TO THE SUBSCRIBER SET.

DP - DIAL PULSE CONTACTS
HT - HOPPER TRIGGER CONTACTS
SH - SWITCHHOOK CONTACTS
ON - OFF NORMAL CONTACTS
TC - TRANSFER CONTACTS
DS - DIAL SHORTING CONTACTS

Fig. 3—220, 223, (CT, DT, GT, HT) Coin Collectors with 685A Subscriber Set—Coin First, Connections

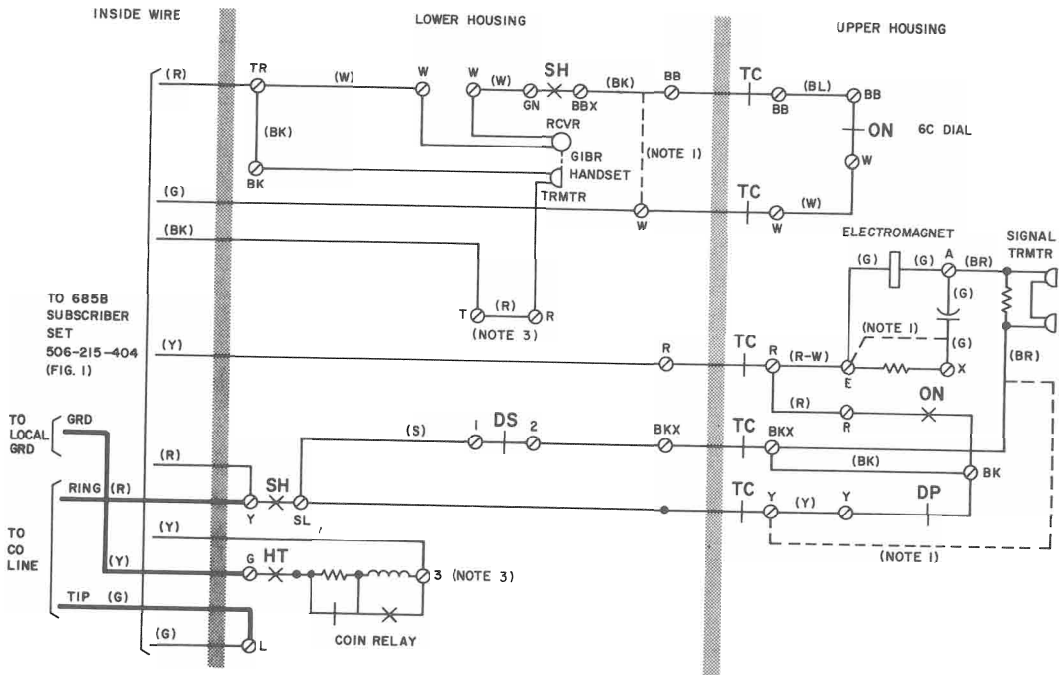


Fig. 4—220, 223 (CT, DT, GT, HT) Coin Collectors with 685B Subscriber Set—Coin First, Connections