

BSRS-353.251
REPLACING
BSP D-353.251

Page 1

SPECIFICATION CANCELED
ON ISSUE 2

This index lists the information that forms a part of, or supplements this specification; and indicates the authorized issues thereof. In cases where the BSRS Supplementary Specifications have not been issued, the D Series of Bell System Practices of the same number shall be used.

ISSUE--Page 1		1	2															
DATE		11/10/53	5-72															
NUMBER		ISSUES AUTHORIZED ON ABOVE DATE														TITLE		
Page 2		1																Index
Page 3		1																Specification
Page 4		1																Specification
ASSOC. DWGS.																		
ESO-738642		2																102A & 202A Hd. Tel. Sets 202A Hd. Tel. Sets
ESO-738643		2																Equipped A1 Hd. Set Mtg. 202H Hd. Tel. Sets (D Mtg.)
ESO-738644		2																202H Hd. Tel. Sets (B Mtg.) 104A & 204A Hd. Tel. Sets (D Mtg.)
ESO-738645		2																104A & 204A Hd. Tel. Sets (B Mtg.) Equipped A3 Hd. Set Mtg.
ESO-738646		2																206A Hd. Tel. Sets 207A Hd. Tel. Sets
ESO-738647		2																215A Hd. Tel. Sets 102 B,C,D & 202 B,C,D Hd. Tel. Sets
ESO-738648		2																B1A, 202 B,C, D Hd. Tel. Sets 102 E, F, G & 202 E,F,G, Hd. Tel. Sets
ESO-738649		2																102 E,F,G, & 202 E,F,G Hd. Tel. Sets 203 A,B,C Hd. Tel. Sets (D Mtg.)

c - Information in accordance with that currently authorized.

BSRS- 353.251
REPLACING
BSP D-353.251

Page 2

[illegible]

Downloaded from TCI Library: <http://www.telephonecollectors.info> - Source: Connections Museum, Seattle, WA

E-7551 (7-53)

1. INTRODUCTION

1.01 This specification covers the cording for equipped A-type handset mountings, B-type hand telephone sets and 102, 103, 202, 203, 204, 205, 206, 207, 208, and 215-types of hand telephone sets.

2. GENERAL

2.01 The drawings attached hereto are intended to show only the mechanical arrangement of the cords within the handset mounting so as to obtain correct anchorage and to avoid interference with plunger operating details, plunger springs or dial springs, and to eliminate the possibility of pinching the conductors between the base and the base plate when these parts are assembled. These drawings show the cording of typical sets, and illustrate principles to be followed in the case of similar sets, or when cords having different free length of conductors are used which may necessitate rearranging the position of the cord tips connected to the same terminal or different stowing of the conductors. For connections, refer to connection specifications in the BSRS 353 series.

2.02 Care should be exercised in connecting conductors to terminal "R" of the 4- and 5-type dials and terminal "W" of the 6-type dials to be certain that the cord tips do not come into contact with the adjacent dial mounting screws or the flange of the handset mounting.

3. CORDING

Manual Hand Telephone Sets

3.01 Manual sets are corded as shown in the following drawings: ESO-738642 to ESO-738646 inclusive and the left-hand figure of ESO-738647 (see Index).

Dial Hand Telephone Sets

3.02 Sets having a 4- or 5-type single contact dial are corded as shown in the following drawings: ESO-738648 to ESO-738652 inclusive, ESO-739211, BL-215933, B-901035, and the right hand figure of ESO-738647 (see Index).

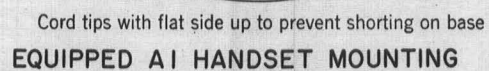
3.03 Typical dial cording for sets having 4- and 5-type twin contact dials is shown on drawing B-767733 and for sets having 6-type dials on drawing B-767734. On these sets the remainder of the cording is similar to that shown on applicable drawings specified in 3.02.



ISSUE 1	10-27-37		
FOR LEFT HAND VIEW, TITLE WAS "FIG. 1-BI-3 HANDSET MOUNTING", FOR RIGHT HAND VIEW, TITLE WAS "FIG. 2-BI-3 HANDSET MOUNTING". B. S. A. D. 55, 251 WAS SHOWN IN DRAW. TITLE.			
A.S.N.	GF#	J.T.	
ISSUE 2	11-5-53		HAK

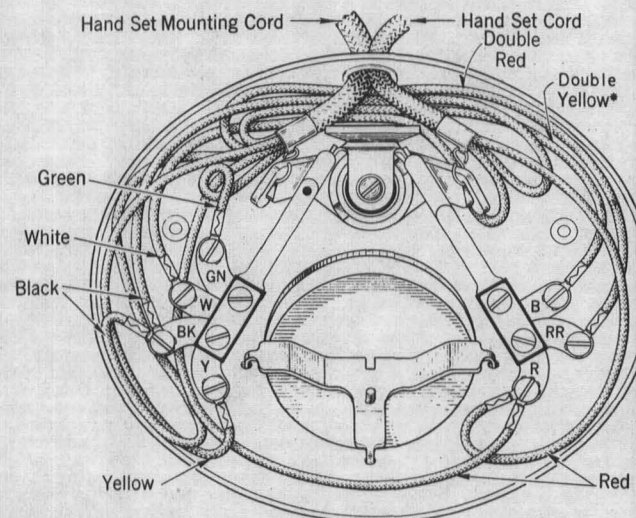
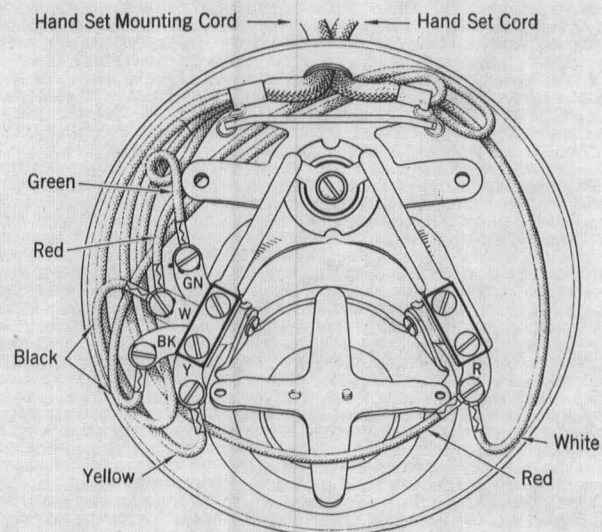
[illegible]

APPLS			
DR. / D	CH.		ENG. / E
BELL TELEPHONE LABORATORIES, INC. NEW YORK			
ESO-73864			
LA-			



LA- 58-

DIMENSIONS UP TO AND INCLUDING 72 INCHES EXPRESSED IN INCHES



*In sidetone sets this conductor is blue

104A AND 204A HAND TELEPHONE SETS
(204A SET SHOWN)

PRINTED IN U. S.
E50-138644 A.

USED ON	DWG
---------	-----

● DENOTES MANUFACTURE

HANDSET MOUNTINGS

CORDING DIAGRAM

SCALE <i>2</i>	
DRAWN	APPROVED
CHECKED	

WESTERN ELECTRIC CO.
INC.
ENGINEER OF MANUFACTURE

LA-

○

APPLS			

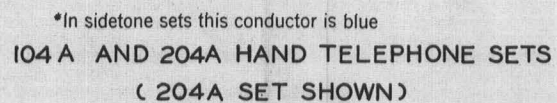
Mr. M.D.	Mr. W.L.
BELL TELEPHONE	

LABORATORIES, INC.
NEW YORK

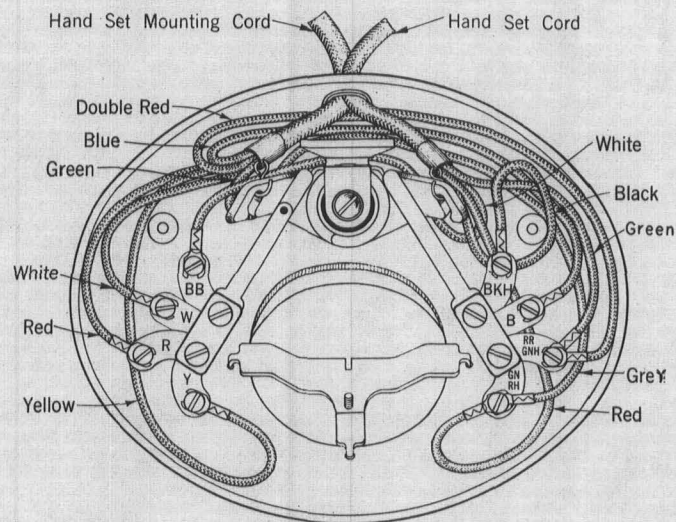
ESO-738644

LA- 100

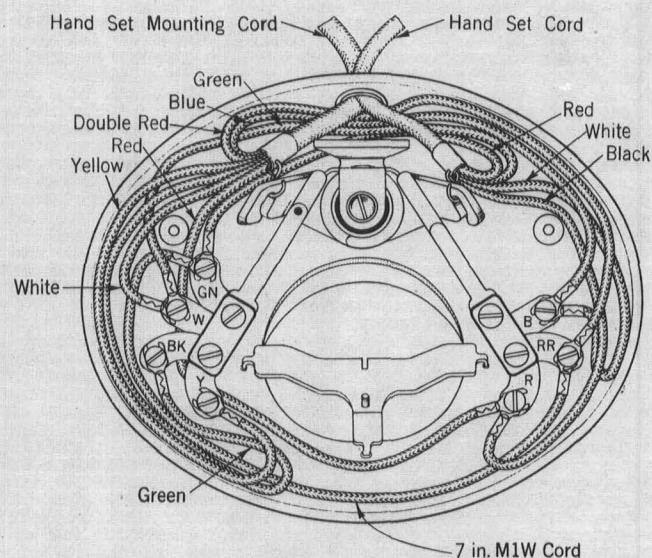
ISSUE 1	10-27-37
TITLE OF LEFT HAND FIVE WAS "MOUNTAIN" -B-I-S MOUNTAIN MOUNTING - A TITHE OF LEFT HAND FIVE DICE WAS "B-I-S D'S" HANDSET MOUNTING IN TITLE BOX "B-I-S" D B-I-S "WAS SPECIFIED.	
Sig.M. OFF.	J.T.
ISSUE 2	11-5-33
HAK	

[illegible][illegible]

APPLS				
DR. <i>M.D.</i>	CH.		ENG. <i>N.L.</i>	
BELL TELEPHONE LABORATORIES, INC. NEW YORK				
ESO-738645				
LA- <i>111</i>				



206 A HAND TELEPHONE SET



207A HAND TELEPHONE SET

PRINTED IN U. S. A.
E80-738646 A.
1981

		DWG.
USED ON		
8-PORTS	MANUFACTURE	
	DISCONTINUED	
HANDSET MOUNTING:		
CORDING DIAGRAM		
SCALE ~		
DRAWN		APPROVED
CHECKED		
WESTERN ELECTRIC CO. INC. ENGINEER OF MANUFACTURE		
L A-		
O		

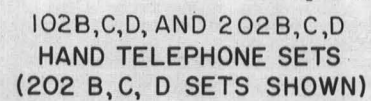
DIMENSIONS UP TO AND INCLUDING 72 INCHES EXPRESSED IN INCH

APPLS			
DR. <i>M.D.</i>	CH.		ERG <i>W.L.</i>

BELL TELEPHONE
LABORATORIES, INC.
NEW YORK

ESO-738646

LA- *11*



ISSUE 1	10-28-57	
TITLE FOR LEFT HAND VIEW WAS FOR 11-28-53 HANDSET MOUNTING. TITLE FOR RIGHT HAND VIEW WAS FOR 12-31-53 HANDSET MOUNTING. IN DRESSING TITLE BOX, 85, P. D 353.21 WAS SPECIFIED.		
RWB, GFF	J.T.	
ISSUE 2	11-5-53	HA 6

Downloaded from TCI Library: <http://www.telephonecollectors.info> - Source: Connections Museum, Seattle, WA

PRINTED IN U. S. A.
E50-788647 A.

USED ON	DWG.
• DENOTES MANUFACTURE DISCONTINUED	
HAND SET MOUNTING	
CORDING DIAGRAM	
SCALE ~	
DRAWN	APPROVED
CHECKED	
WESTERN ELECTRIC CO. INC. ENGINEER OF MANUFACTURE	
L A-	
O	

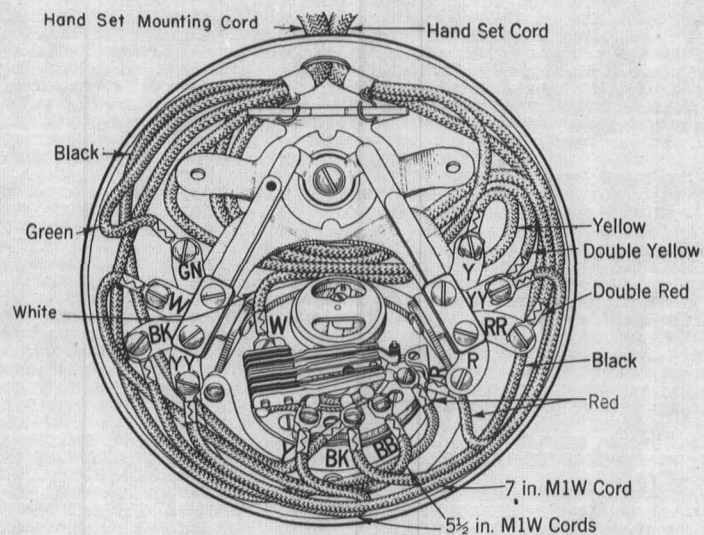
APPLS			
NO. <i>110</i>	CH.	END. <i>W/L</i>	
BELL TELEPHONE LABORATORIES, INC. NEW YORK			
ESO-73864			
LA-			

BIA AND 202B,C,D HAND TELEPHONE SETS
(202 B,C,D SETS SHOWN)

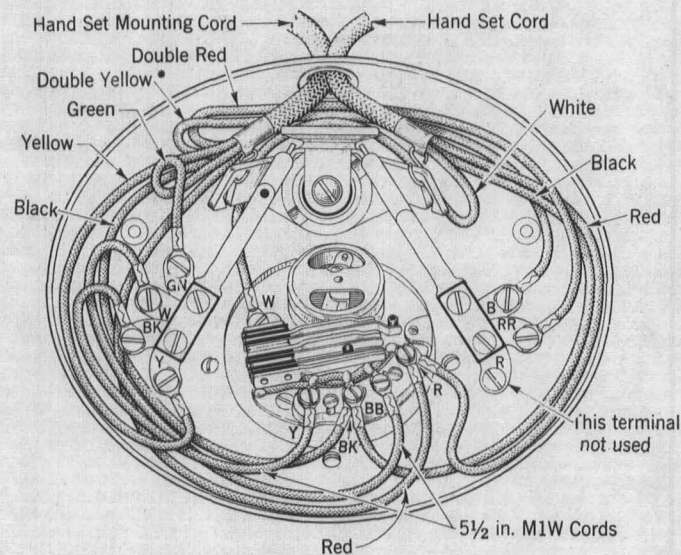
102 E, F, G AND 202 E, F, G
HAND TELEPHONE SETS
(202 E, F, G SETS SHOWN)

DIMENSIONS UP TO AND INCLUDING 72 INCHES EXPRESSED IN INCHES

ISSUE 1	10-28-59	TITLE FOR LEFT HAND VIEW WAS FIG. 13-B1-5 HANDSET MOUNTING TITLE FOR RIGHT HAND VIEW WAS FIG. 14-B1-5 HANDSET MOUNTING DRAWING TITLE BOX B.3.A FIGS 28/ WAS SPECIFIED.	T.W.B. 674 J.T.
ISSUE 2	11-5-59	HAZ	



203 A, B, C HAND TELEPHONE SETS



* In sidetone sets this conductor is blue.
104B,C,D AND 204B,C,D
HAND TELEPHONE SETS
(204B,C,D SETS SHOWN)

ES0-738650 A
1954

PRINTED IN U. S. A.

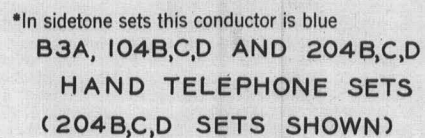
USED ON	DWG.
MANUFACTURE	DISCONTINUED
HANDSET MOUNTING	
CORDING DIAGRAM	
DRAWN	SCALE ~
CHECKED	APPROVED
WESTERN ELECTRIC CO. INC. ENGINEER OF MANUFACTURE	
LA-	
O	

LA-

DIMENSIONS UP TO AND INCLUDING 72 INCHES EXPRESSED IN INCHES

REVISION 1 10-28-37
REVISION 2 11-5-37
REVISION 3 11-5-37
REVISION 4 11-5-37
REVISION 5 11-5-37
REVISION 6 11-5-37
REVISION 7 11-5-37
REVISION 8 11-5-37
REVISION 9 11-5-37
REVISION 10 11-5-37
REVISION 11 11-5-37
REVISION 12 11-5-37
REVISION 13 11-5-37
REVISION 14 11-5-37
REVISION 15 11-5-37
REVISION 16 11-5-37
REVISION 17 11-5-37
REVISION 18 11-5-37
REVISION 19 11-5-37
REVISION 20 11-5-37
REVISION 21 11-5-37
REVISION 22 11-5-37
REVISION 23 11-5-37
REVISION 24 11-5-37
REVISION 25 11-5-37
REVISION 26 11-5-37
REVISION 27 11-5-37
REVISION 28 11-5-37
REVISION 29 11-5-37
REVISION 30 11-5-37
REVISION 31 11-5-37
REVISION 32 11-5-37
REVISION 33 11-5-37
REVISION 34 11-5-37
REVISION 35 11-5-37
REVISION 36 11-5-37
REVISION 37 11-5-37
REVISION 38 11-5-37
REVISION 39 11-5-37
REVISION 40 11-5-37
REVISION 41 11-5-37
REVISION 42 11-5-37
REVISION 43 11-5-37
REVISION 44 11-5-37
REVISION 45 11-5-37
REVISION 46 11-5-37
REVISION 47 11-5-37
REVISION 48 11-5-37
REVISION 49 11-5-37
REVISION 50 11-5-37
REVISION 51 11-5-37
REVISION 52 11-5-37
REVISION 53 11-5-37
REVISION 54 11-5-37
REVISION 55 11-5-37
REVISION 56 11-5-37
REVISION 57 11-5-37
REVISION 58 11-5-37
REVISION 59 11-5-37
REVISION 60 11-5-37
REVISION 61 11-5-37
REVISION 62 11-5-37
REVISION 63 11-5-37
REVISION 64 11-5-37
REVISION 65 11-5-37
REVISION 66 11-5-37
REVISION 67 11-5-37
REVISION 68 11-5-37
REVISION 69 11-5-37
REVISION 70 11-5-37
REVISION 71 11-5-37
REVISION 72 11-5-37
REVISION 73 11-5-37
REVISION 74 11-5-37
REVISION 75 11-5-37
REVISION 76 11-5-37
REVISION 77 11-5-37
REVISION 78 11-5-37
REVISION 79 11-5-37
REVISION 80 11-5-37
REVISION 81 11-5-37
REVISION 82 11-5-37
REVISION 83 11-5-37
REVISION 84 11-5-37
REVISION 85 11-5-37
REVISION 86 11-5-37
REVISION 87 11-5-37
REVISION 88 11-5-37
REVISION 89 11-5-37
REVISION 90 11-5-37
REVISION 91 11-5-37
REVISION 92 11-5-37
REVISION 93 11-5-37
REVISION 94 11-5-37
REVISION 95 11-5-37
REVISION 96 11-5-37
REVISION 97 11-5-37
REVISION 98 11-5-37
REVISION 99 11-5-37
REVISION 100 11-5-37

APPLS
BY 470 EN
BELL TELEPHONE
LABORATORIES, INC.
NEW YORK
ES0-738650
LA-



ISSUE 1	10-28-57		
TITLE FOR L.H. FUG. WAS "AN 19-58-3 HANGOUT MOUNTAINS TITLE FOR A.P. FUG. WAS 19-20-58-3 HANGOUT MOUNTAINS, B.S.A. 258, 251 WAS SPEC. IN DRAW. TITLE BOX.			
A.J.M.	GFH	J.T.	
ISSUE 2	11-5-53		HA 12

Downloaded from TCI Library: <http://www.telephonecollectors.info> - Source: Connections Museum, Seattle, WA

ESO-738691 A ISSUE		PRINTED IN U. S. A.
<div style="border: 1px solid black; height: 400px; width: 100%;"></div>		
USED ON	DWG.	
⑧-DENOTES MANUFACTURE DISCONTINUED		
HANDSET MOUNTING		
CORDING DIAGRAM		
DRAWN	SCALE ~	APPROVED
CHECKED		
WESTERN ELECTRIC CO.		
INC.		
ENGINEER OF MANUFACTURE		
L A-		
O		

APPLE			
DR. 10	CH.	ENG. 28	

BELL TELEPHONE
LABORATORIES, INC.
NEW YORK

ESO-738651

LA-

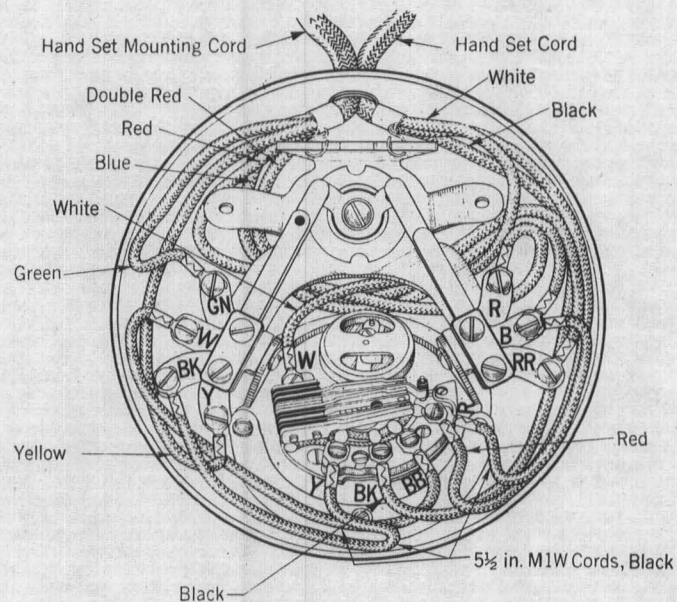


APPLS			
DR. <i>MD</i>	CH.		END <i>W.L.</i>

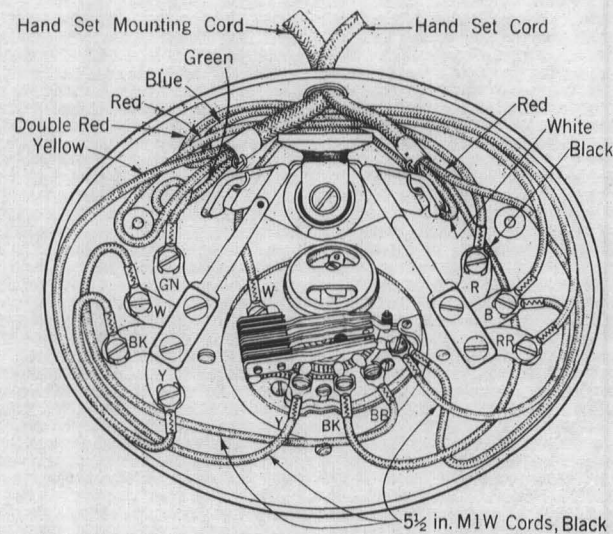
BELL TELEPHONE
LABORATORIES, INC.
NEW YORK

ESO-738652

LA-



B 2 A AND 103 A, B, C
HAND TELEPHONE SETS
(202 A, B, C SETS SHOWN)



103 A, B, C HAND TELEPHONE SETS

LA-

DIMENSIONS UP TO AND INCLUDING 72 INCHES EXPRESSED IN INCHES

ES0-739211 A
1988

USED ON DWG.

● DENOTES MANUFACTURE DISCONTINUED

HANDSET MOUNTING

CORDING DIAGRAM

DRAWN SCALE APPROVED

CHECKED

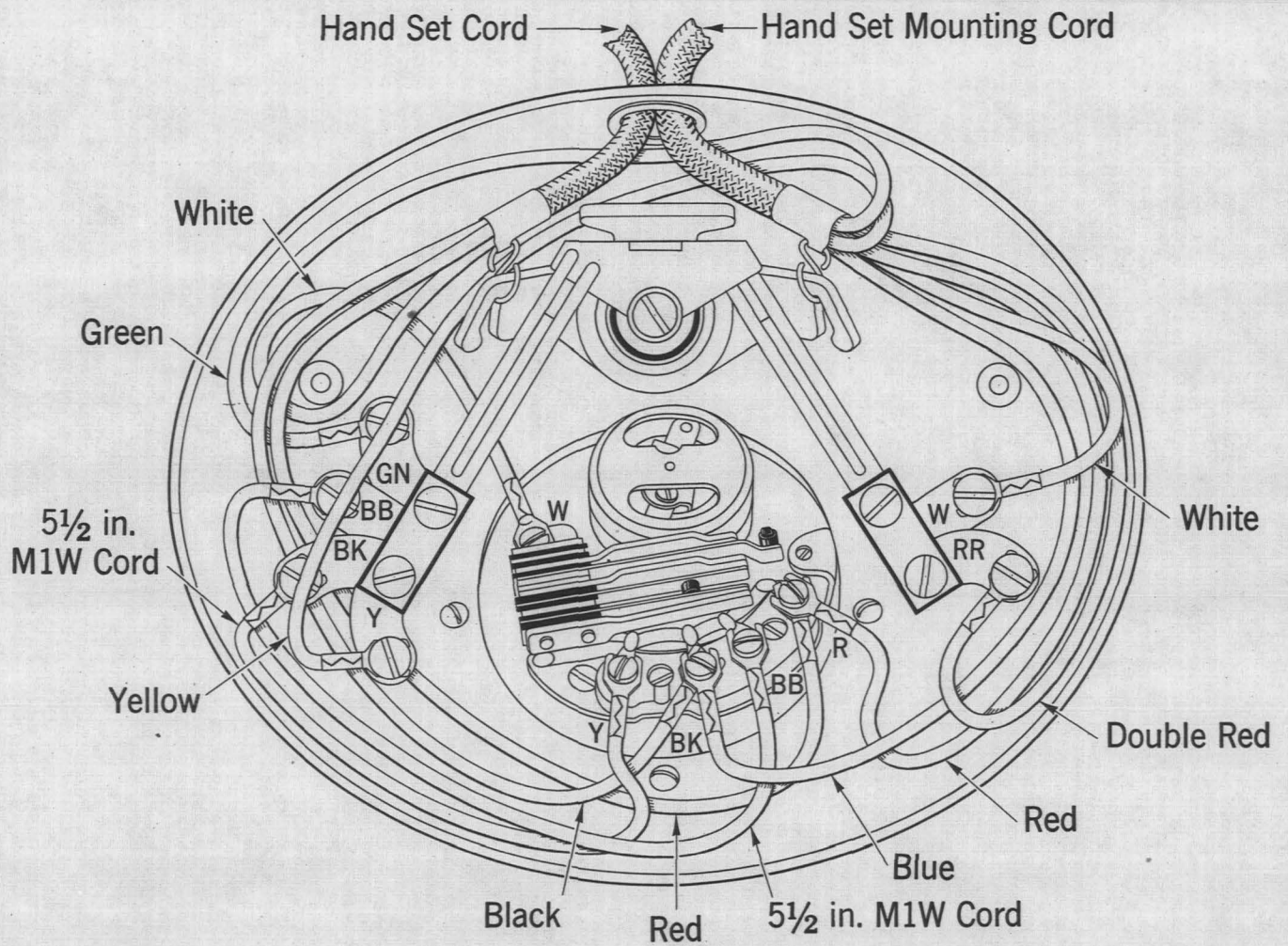
WESTERN ELECTRIC CO.
INC.
ENGINEER OF MANUFACTURE

LA-

O

REVISION 1 11-17-37
REVISION 2 11-17-37
REVISION 3 11-17-37
REVISION 4 11-17-37
REVISION 5 11-17-37
REVISION 6 11-17-37
REVISION 7 11-17-37
REVISION 8 11-17-37
REVISION 9 11-17-37
REVISION 10 11-17-37
REVISION 11 11-17-37
REVISION 12 11-17-37
REVISION 13 11-17-37
REVISION 14 11-17-37
REVISION 15 11-17-37
REVISION 16 11-17-37
REVISION 17 11-17-37
REVISION 18 11-17-37
REVISION 19 11-17-37
REVISION 20 11-17-37
REVISION 21 11-17-37
REVISION 22 11-17-37
REVISION 23 11-17-37
REVISION 24 11-17-37
REVISION 25 11-17-37
REVISION 26 11-17-37
REVISION 27 11-17-37
REVISION 28 11-17-37
REVISION 29 11-17-37
REVISION 30 11-17-37
REVISION 31 11-17-37
REVISION 32 11-17-37
REVISION 33 11-17-37
REVISION 34 11-17-37
REVISION 35 11-17-37
REVISION 36 11-17-37
REVISION 37 11-17-37
REVISION 38 11-17-37
REVISION 39 11-17-37
REVISION 40 11-17-37
REVISION 41 11-17-37
REVISION 42 11-17-37
REVISION 43 11-17-37
REVISION 44 11-17-37
REVISION 45 11-17-37
REVISION 46 11-17-37
REVISION 47 11-17-37
REVISION 48 11-17-37
REVISION 49 11-17-37
REVISION 50 11-17-37
REVISION 51 11-17-37
REVISION 52 11-17-37
REVISION 53 11-17-37
REVISION 54 11-17-37
REVISION 55 11-17-37
REVISION 56 11-17-37
REVISION 57 11-17-37
REVISION 58 11-17-37
REVISION 59 11-17-37
REVISION 60 11-17-37
REVISION 61 11-17-37
REVISION 62 11-17-37
REVISION 63 11-17-37
REVISION 64 11-17-37
REVISION 65 11-17-37
REVISION 66 11-17-37
REVISION 67 11-17-37
REVISION 68 11-17-37
REVISION 69 11-17-37
REVISION 70 11-17-37
REVISION 71 11-17-37
REVISION 72 11-17-37
REVISION 73 11-17-37
REVISION 74 11-17-37
REVISION 75 11-17-37
REVISION 76 11-17-37
REVISION 77 11-17-37
REVISION 78 11-17-37
REVISION 79 11-17-37
REVISION 80 11-17-37
REVISION 81 11-17-37
REVISION 82 11-17-37
REVISION 83 11-17-37
REVISION 84 11-17-37
REVISION 85 11-17-37
REVISION 86 11-17-37
REVISION 87 11-17-37
REVISION 88 11-17-37
REVISION 89 11-17-37
REVISION 90 11-17-37
REVISION 91 11-17-37
REVISION 92 11-17-37
REVISION 93 11-17-37
REVISION 94 11-17-37
REVISION 95 11-17-37
REVISION 96 11-17-37
REVISION 97 11-17-37
REVISION 98 11-17-37
REVISION 99 11-17-37
REVISION 100 11-17-37

APPLD
DR. J. H. CH. ENG. W. L. B.
BELL TELEPHONE
LABORATORIES, INC.
NEW YORK
ES0-739211
LA-



206 M,N,P TYPE HAND TELEPHONE SETS

BL-215934



2 B-901035

P-

ENGR

Only use these tags: ['p>...

ISSUE / 10-21-53

TITLE OF FIGURE WAS NOT SHOWN.

SGM	GHH	J.T.
-----	-----	------

ISSUE 2 11-5-53 HAK

206 J.K.L.
HAND TELEPHONE
SETS
CORDING
SCALE

SCALE

**WESTERN ELECTRIC CO. INC.
ENGINEER OF MANUFACTURE
CENTRAL OFFICE EQUIPMENT**

**BELL TELEPHONE
LABORATORIES, INC.**

B-901035

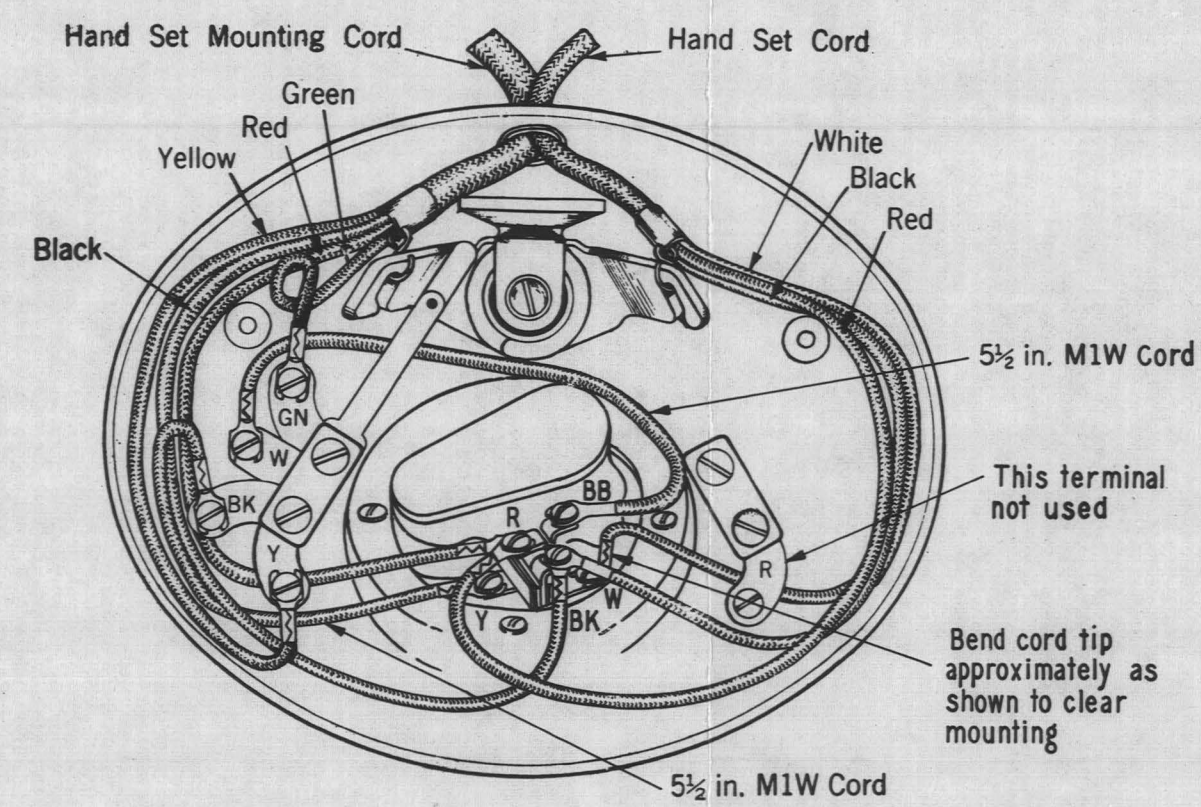
P-

DWG SIZE
25



LA-

ISSUE



6 - TYPE DIAL TYPICAL CORDING

USED ON DWG.

● DENOTES MANUFACTURE DISCONTINUED

**CORDING
6 TYPE DIAL**

DRAWN SCALE APPROVED

CHECKED

WESTERN ELECTRIC CO.
INC.
ENGINEER OF MANUFACTURE

LA-

O

DIMENSIONS UP TO AND INCLUDING 72 INCHES EXPRESSED IN INCHES

LA-

6-4-53

TITLE: FIG. 11-20-3 HANDSET
MOUNTING CORDING
VIEW OF FRONT TITLE HAS
TITLE: BK WSP, 104 HAS
SPECIFIED.

RMH:GH:JIT

ISSUE 2 11-5-53 A/K

APPLS

CH. ENG.

BELL TELEPHONE
LABORATORIES, INC.
NEW YORK

B-767734

LA-