

DIAL MOUNTINGS AND DIAL ADAPTERS

IDENTIFICATION

1. GENERAL

1.01 This section is reissued to add the 52A-3 dial mounting.

2. IDENTIFICATION

2.01 Tables A and B describe and show uses of various dial mountings and adapters. All dial mounting screws are furnished with the dial adapters.

TABLE A
DIAL MOUNTINGS

CODE NO.	DESCRIPTION	USED WITH		REMARKS
		TYPE DIAL	DIAL ADAPTER	
30A	A black bell-shaped metal mounting.	5 6*	52D or 52C 52D and 64A	Part of the 32A, 39A, and 40A dial mountings (Fig. 1, 2, and 3).
32A	Consists of a 30A mounting and a black metal base (Fig. 1).			For mounting a dial on a vertical surface.
34D	A black metal detachable mounting.			Part of the 6000D mounting (Fig. 15). Holds dial at a 20° angle.
39A-3 A&M Only	An assembly of a 30A mounting, 52D dial adapter, and an offset pedestal (Fig. 2).			Used with C1 handset mounting. Part of 201-type hand telephone set. May be rotated to position dial with respect to the user.
40A	An assembly of a 30A mounting, 52D dial adapter, and a metal bracket (Fig. 3).			Used with the 42A key equipment. Arranged for fastening to the underside of desk top overhang.
43A	Consists of a metal housing, removable backplate, and base (Fig. 4).	5 6	None	Used with G-type handset mounting. Part of 211-, 212-, and 213-type hand telephone sets. May be rotated and tilted to position dial with respect to the user.
44A (MD)	A black plastic detachable mounting provided with a 59B dial adapter.	5	59B	Part of the 6044A mounting. Holds dial at 37° angle. Replaced by 44B-3 mounting.
		6*	59B and 64A	
44B-3	A black plastic detachable mounting provided with a 59B dial adapter.	5 6	59B	Part of the 6044B-3 mounting (Fig. 16). Holds dial at 37° angle.
44B-43	A gray-beige plastic detachable mounting provided with a 59C dial adapter.	6	59C	
44B-45	Consists of a gray-green plastic frame with five contact springs, five screw terminals, and a 59C dial adapter.	6E, F, P	59C	Used in 6044B-45 dial mounting as part of private service systems associated with JCSAN/COPAN networks.
44C-3	A black plastic detachable mounting provided with a 59B dial adapter.	6	59B	Part of the 6044C-3 mounting (Fig. 17). Holds dial at 37° angle.
45A	A gray metal mounting provided with a 59C dial adapter (Fig. 5).	6E-41	59C	For mounting dial at 45° angle on a 520-type PBX switchboard.

TABLE A
DIAL MOUNTINGS (Cont)

CODE NO.	DESCRIPTION	USED WITH		REMARKS
		TYPE DIAL	DIAL ADAPTER	
46A-3	Consists of a black P-81H403 plastic housing, P-11E673 adapter, and P-11E670 terminal block (Fig. 6).	9K 7K (MD)	None	For mounting dial at 24° angle on modular telephone panels. Adapter may be mounted in the housing in any one of eight positions.
46A-58	Consists of a molded white plastic P-81H458 housing, P-11E673 adapter and P-11E670 terminal block (Fig. 6).	9K 7G (MD)	None	
47A	Consists of a P-11E709 formed metal adapter equipped with a 59B dial adapter (Fig. 7).	6J-58	59B	For mounting dial flush on modular telephone panels.
48A	Consists of a P-11E713 formed metal adapter equipped with a P-11E671 terminal strip (Fig. 8).	9H 7H (MD)	None	For mounting dial flush on modular telephone panels.
50A- (MD)	Consists of a P-27E470 bracket and a P-89C900 housing. Available in black (-3) or gray-beige (-43) (Fig. 9).	25K3	None	For mounting a 25K3 TOUCH-TONE® dial on a PBX switchboard. Replaced by 50C mounting.
50B	Consists of a P-28E979 base assembly and a P-88E300 housing. Available in black (-3) or gray-beige (-43) (Fig. 10).	66D3A	None	For mounting a 66D3A TOUCH-TONE dial on a PBX switchboard.
50C	Consists of a P-27E470 bracket and a P-83E700 housing. Available in black (-3) or gray-beige (-43) (Fig. 11).	35H3A	None	For mounting a 35H3A TOUCH-TONE dial on a PBX switchboard. Replaces 50A mounting.
51A	Consists of a P-81H400 housing, a P-88G800 faceplate, a P-20F205 terminal board assembly and a P-20F202 dial mounting bracket. Available in black (-3) or white (-58) (Fig. 12).	25B3	None	For mounting 25-type 10-button, TOUCH-TONE dials. The mounting is arranged for 24° dial mounting and can be mounted in any of eight positions. Used primarily on special installations of telephone station apparatus. Replaced by 51B mounting.
51B	Consists of a P-81H400 housing, a P-20F205 terminal block assembly, a P20F202 dial mounting bracket, and a P-88J000 faceplate. Available in black (-3) and white (-58) (Fig. 13).	35-Type	None	For mounting 35-type 12-button, TOUCH-TONE dials. The mounting is arranged for 24° dial mounting and can be mounted in any of eight positions. Used primarily on special installations of telephone apparatus. Replaces the 51A mounting.
52A-3	Consists of a P-87K200 faceplate, P-87K300 housing, P-23F789 terminal block assembly, P-87K400 neck, P-80G100 base and P-23F787 dial brackets. Furnished with screws for mounting the dial and dial mounting. Color: Black (-3) (Fig. 14)	35A3A, 35Y3A, or 35C3A	None	Has a removable faceplate providing access to the dial. It is intended for use with G-type handset mountings and is arranged to mount at various angles with respect to the vertical in steps of 15 degrees up to a maximum of 45 degrees. Can be rotated and locked in one of twelve positions in 30-degree intervals.

TABLE A
DIAL MOUNTINGS (Cont)

CODE NO.	DESCRIPTION	USED WITH		REMARKS
		TYPE DIAL	DIAL ADAPTER	
6000D	An assembly of a 34D dial mounting, 25B connecting block, D5AH cord, and appropriate dial adapters (Fig. 15).	5	52D	For mounting dial at 20° angle on telephone switchboard.
		6*	52D and 64A	
6044A (MD)	An assembly of a 44A dial mounting, 25B connecting block, D5AD cord, and appropriate dial adapters.	5	59B	For mounting dial at 37° angle on telephone switchboard. Replaced by 6044B mounting.
		6*	59B and 64A	
6044B-3	An assembly of a 44B-3 dial mounting, 59B dial adapter, 25B connecting block, and D5AH cord (Fig. 16). Color: Black (-3).	5 6	59B	For mounting dial at 37° angle on telephone switchboard.
6044B-43	An assembly of a 44B-43 dial mounting, 59C dial adapter, 25B connecting block, and D5AH cord. Color: Gray-Beige (-43).	6	59C	For mounting dial at 37° angle on 608A PBX switchboard.
6044B-45	An assembly of a 44B-45 dial mounting, 59C dial adapter, 25B connecting block, and D5AH cord. Color: Gray-Green (-19).			For mounting dial at 37° angle. Used primarily on private service systems associated with JCSAN/COPAN networks at Air Force installations.
6044C-3	An assembly of a 44C-3 dial mounting, 59B dial adapter, 25C connecting block, and D5AJ cord (Fig. 17).		59B	For mounting dial at 37° angle on 555-type PBX switchboards and 6A order turrets.
6044D-3	An assembly of a 44D-3 dial mounting, 59D dial adapter, 25D connecting block, and D6AE cord (Fig. 18).	6J 6K 6L	59D	For mounting dial at 37° angle. Used primarily on 1S Automatic Call Distributors, 4A key equipment, and PBX installations.

* When a 6-type dial is used with an adapter, the longer screws which come with the 64A dial adapter are needed.

TABLE B
DIAL ADAPTERS

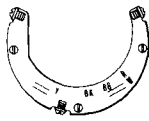
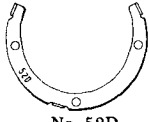
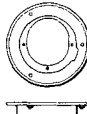

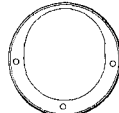

CODE DESCRIPTION	USED WITH		REMARKS
	TYPE DIAL	DIAL MOUNTING	
 No. 52C	5	30A 32A 34D 39A-3 40A 6000D	Mfr Disc. Replaced by 52D adapter.
 No. 52D (See Fig. 2, 3, 15)	5 6	30A 32A 34D 39A-3 40A 6000D	Replaces 52B and C adapters. The 64 A adapter must be used with the 6-type dial.
 No. 56A	5	None	Mfr Disc. Replaced by 63A adapter for coin collector use, and replaced by 56B adapter for use on 300-, 320-, and 325-type telephone sets.
No. 56B (See Fig. 19)	5 6	None	Used on 300-, 320-, 325-, and 525-type telephone sets. Includes nuts for attaching the 147B numberplate. The 58A dial adapter must be used on the 300- and 325-type telephone sets.
No. 58A (See Fig. 19)			Used with 56B adapter on the 300-, 325-, and 525-type telephone sets. Includes screws, nuts, and washers necessary for mounting.
 No. 59A Soft Rubber Gasket			Used with 300-, 400-, 5300-, and 5400-type telephone sets.
 No. 59B Soft Rubber Gasket (See Fig. 7, 16, & 17)	5 6	44A 44B-3 44C-3 47A 6044A 6044B-3 6044C-3	Also part of the 62B dial adapter. Color: Black
No. 59C Soft Rubber Gasket	6	44B-43 44B-45 45A 6044B-43 6044B-45	Used to mount a 6-type dial on 44B-43, 44B-45, 45A, 6044B-43, and 6044B-45 dial mountings. Color: Gray
No. 59D Soft Rubber Gasket (See Fig. 18)	6J 6K 6L	6044D-3	Used to mount 6J, 6K, and 6L dials on a 6044D-3 dial mounting. Color: Black

TABLE B
DIAL ADAPTERS (Cont)

CODE DESCRIPTION	USED WITH		REMARKS
	TYPE DIAL	DIAL MOUNTING	
 No. 62B	5 6	6000J	Replaces 62A adapter. Used on the 6000J dial mounting.
No. 63A-3 (See Fig. 20 and Note)		None	Replaces 56A adapter for coin collector use. Used with 158B numberplate. Designed to eliminate the need of coin deflectors. Also available in green (-51) and light beige (-60).
No. 64A Plastic Spacer Ring (See Fig. 2, 3, & 15)	6	30A 32A 39A-3 40A 6000D 6044A 44A	Used to mount the 6-type dial on 30A, 32A, 39A-3, 40A, 44A, 6000D, and 6044A dial mountings.

Note: The 63A adapter now has larger holes to fit larger studs on the 158B numberplate. The redesigned 63A is identified by a 1/8-inch round projection or depression adjacent to the code number. The 63A adapter with the larger holes must be used with the 158B numberplate having the larger studs.




Fig. 1 — 32A Dial Mounting

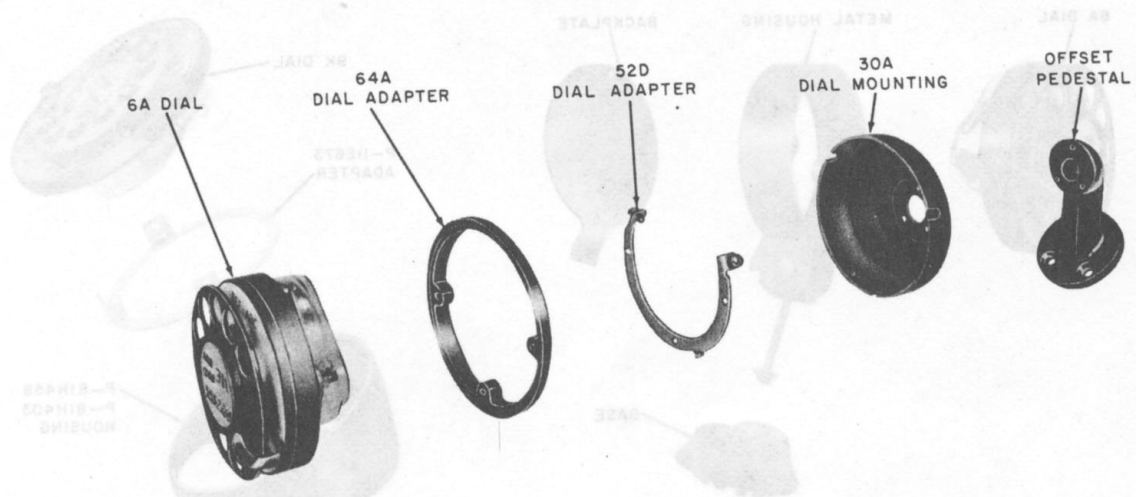


Fig. 2 — 39A-3 Dial Mounting and Associated Dial

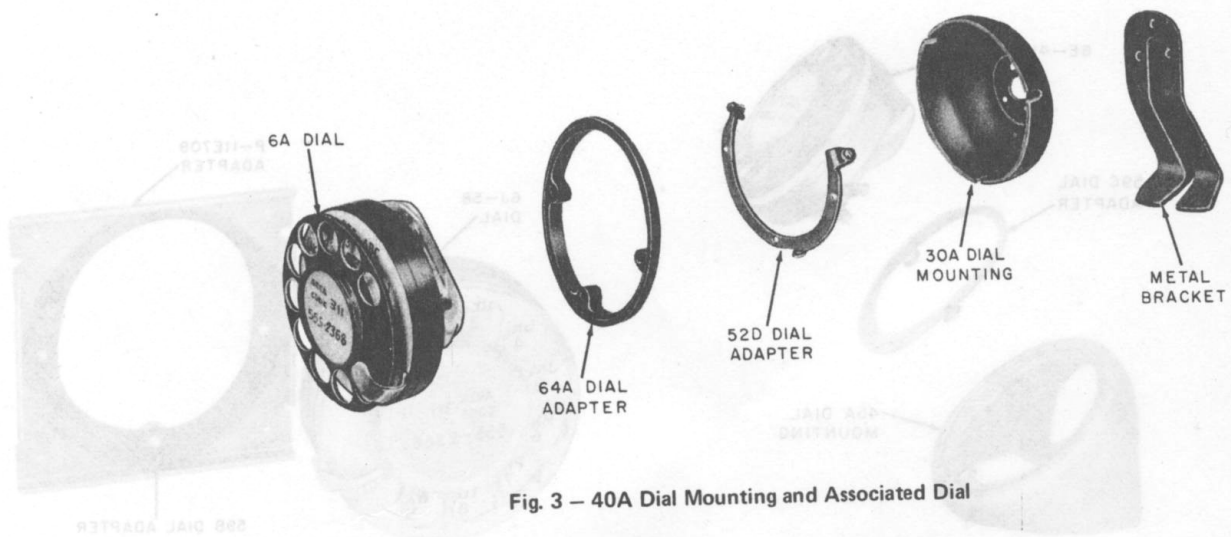


Fig. 3 — 40A Dial Mounting and Associated Dial




Fig. 4 - 43A Dial Mounting and Associated Dial




Fig. 6 - 46A Dial Mounting and Associated Dial




Fig. 5 - 45A Dial Mounting and Associated Dial




Fig. 7 - 47A Dial Mounting and Associated Dial

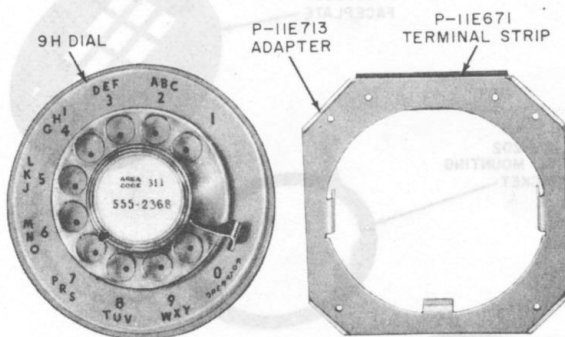


Fig. 8 - 48A Dial Mounting and Associated Dial

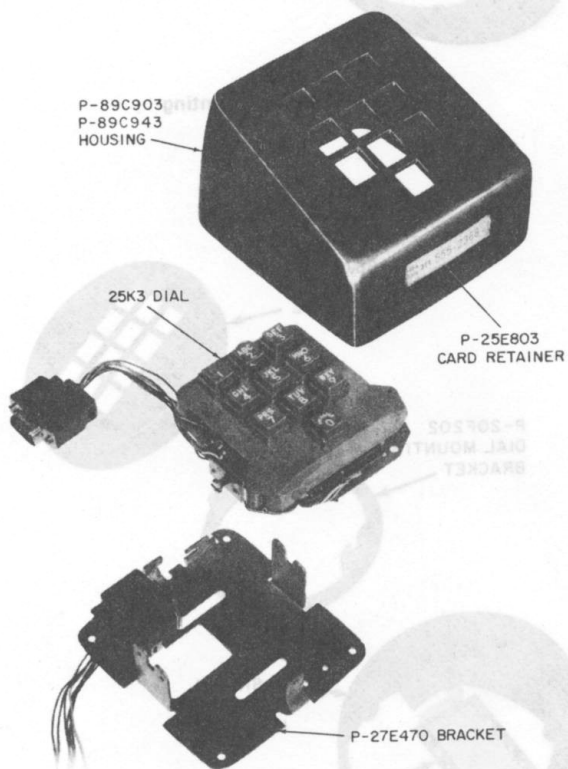


Fig. 9 - 50A Dial Mounting and Associated Dial




Fig. 10 - 50B Dial Mounting

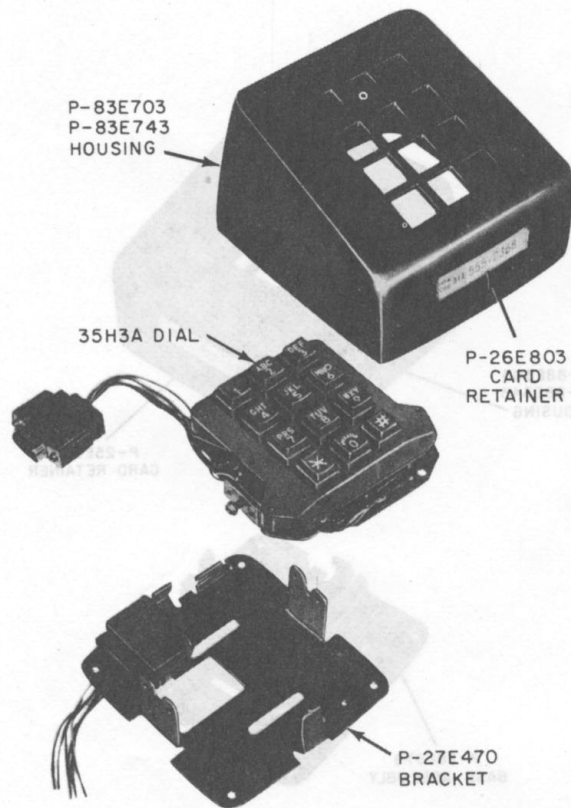


Fig. 11 - 50C Dial Mounting and Associated Dial

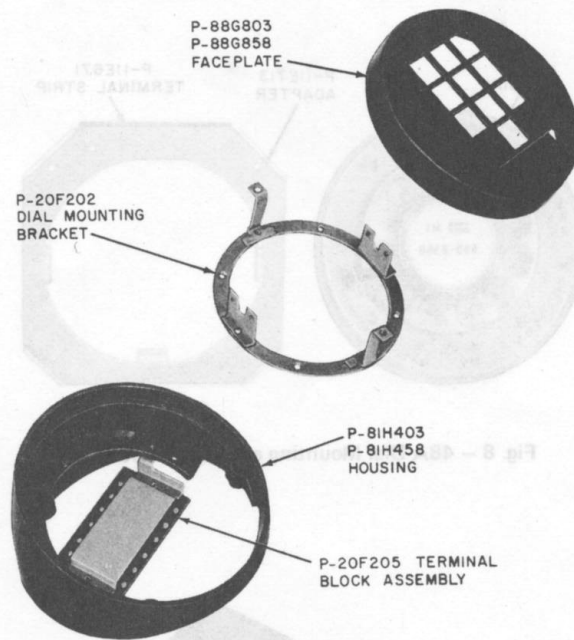


Fig. 12 - 51A Dial Mounting

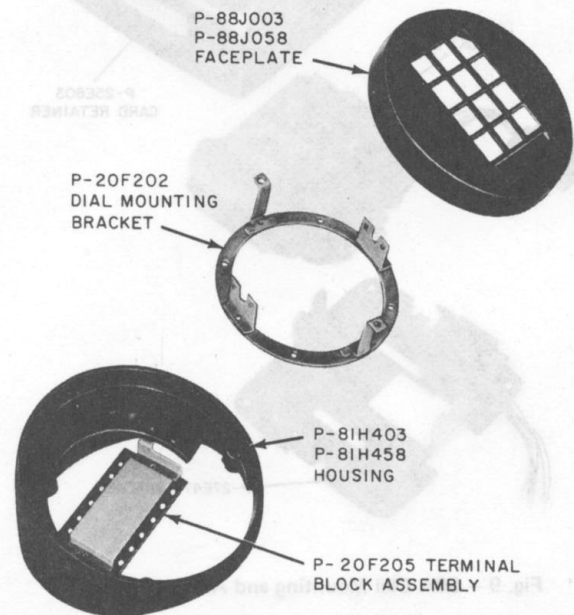



Fig. 13 - 51B Dial Mounting



◆ Fig. 14 — 52A-3 Dial Mounting and Associated Dial ◆




Fig. 15 — 6000D Dial Mounting and Associated Dial




Fig. 16 — 6044B-3 Dial Mounting and Associated Dial

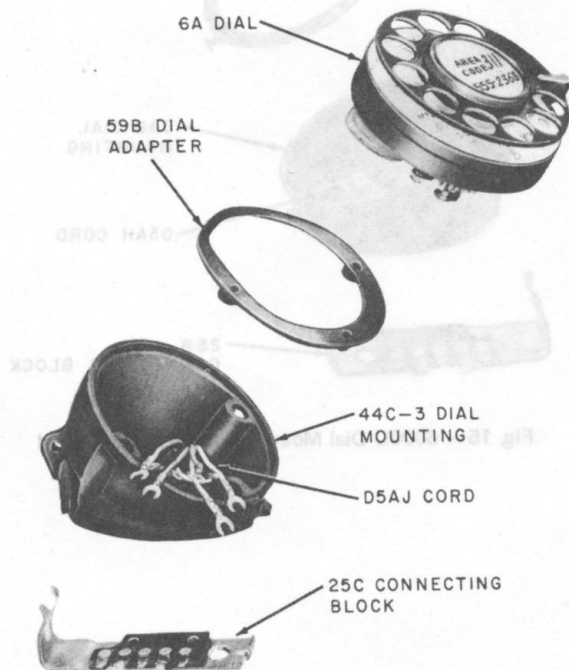


Fig. 17 — 6044C-3 Dial Mounting and Associated Dial




Fig. 18 — 6044D-3 Dial Mounting and Associated Dial




Fig. 19 — 56B and 58A Dial Adapters and Associated Dial



Fig. 20 — 63A Dial Adapter