

SUBSCRIBER SETS

EXTENSION RINGER — CONNECTIONS

PARTY	INDIVIDUAL, COIN, OR OTHER BRIDGED STATIONS	RING STATIONS	TIP STATIONS
LEAD	RING (R)	RING (R)	GRD (Y)
INSIDE WIRE FROM PROTECTOR OR LINE			
LEAD	(GN) TIP	(Y) GRD	(GN) TIP

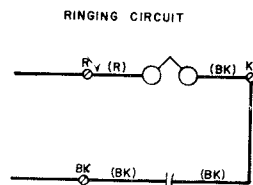


Fig. 1 — 392L and 592A Subscriber Set Connections

PARTY	INDIVIDUAL, COIN, OR OTHER BRIDGED STATIONS	RING STATIONS	TIP STATIONS
POSITION		1, 3, 5, 7, 9	2, 4, 6, 8, 10
LEAD	RING (R)	RING (R)	GRD (Y)
INSIDE WIRE FROM PROTECTOR OR LINE			
LEAD	(GN) TIP	(Y) GRD	(GN) TIP

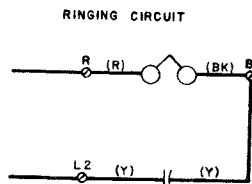


Fig. 2—584DX Subscriber Set Connections

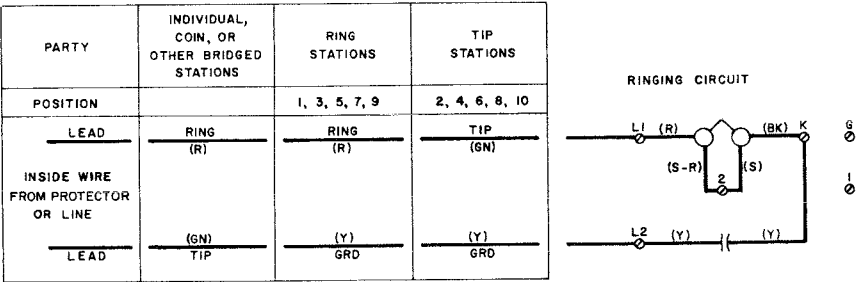


Fig. 3-687A Subscriber Set Connections