


# **public telephone mountings**

BY **GLADWIN PLASTICS, INC.**

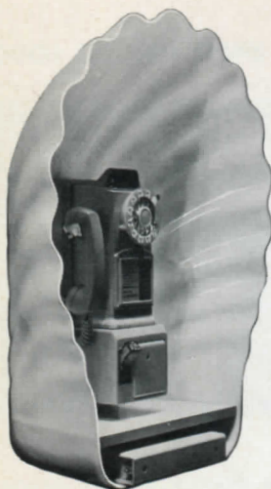


*the Pearl*

**ATLANTA, GA.**

TCI Library: [www.telephonecollectors.info](http://www.telephonecollectors.info)

*the Pearl*



### THE PEARL SHELF-ETTE GP-4400

The Pearl introduces a sculptured design for those locations that require a high styled installation. The unique appearance immediately attracts passers-by and heightens impulse calling.

Made from acrylic plastic, the Pearl is white in color. Lighting is provided by two fluorescent tubes behind the coin collector. Colored diffusers produce a mellow halo around the phone. Pink tubes with white diffusers are available.

The shelf above the directory space is covered with high-pressure laminated white plastic, speckled with gold sequins. This plastic is burn and stain proof.

The Pearl is an excellent unit for poolside patios, cocktail lounges, hotel lobbies, and restaurants.

GP-4400 List 1 White diffusers  
with pink tubes.

Width 29½ inches

GP-4400 List 2 Multi-colored  
diffusers with white tubes.

Height 38¼ inches

GP-4400 List 3 White diffusers  
with white tubes.

Total depth from wall 12¾ inches

*Shelf-Ette®*



### ACOUSTIC TYPE SHELF-ETTE

#### CARPET COVERED INTERIOR GP-4011 CP WITH GP-4011 LIST 91 DIRECTORY SHELF

One of Gladwin's most glamorous Shelf-Ettes, this Acoustic Type blends beauty with durability. Nylon tufted carpet interior of neutral color—white acrylic plastic exterior.

The portholes are covered with clear plastic panels, and the writing shelf is covered with high-pressure laminated plastic, speckled with gold sequins. Both the writing shelf and the tufted carpet are fire resistant.

The acoustical feature of the carpet provides pleasing privacy. Gladwin will install customer's own tufted carpet (4 sq. feet) to blend with existing color schemes.

When installed in multiple arrangements, the divider panels are crystal clear acrylic plastic.

May be ordered with or without directory shelf in either model.

#### PERFORATED PLASTIC INTERIOR GP-4011 AP

This Acoustic Type mounting is made especially for hard usage in better locations. The tough plastic interior facing is heavily perforated for highest acoustic value. Clear plastic covers the portholes.

Interior color is a light blue-gray, and the writing shelf is gold-flecked, white laminated plastic. This plastic is burn and stain resistant . . . comes clean with a damp cloth.

Width 23¼"

Height with Directory Shelf 33¾"

Height without Directory Shelf 28"

Depth from wall 14½"



### SHELF-ETTE GP-4140

A distinctive luxury style designed for modern locations to provide an outstanding telephone housing. Normally mounted against the wall, but may be ordered for free standing installation in middle of open floor area.

GP-4140 Floor Model mounted against wall or free standing.  
Width 24¾", Height 72", Depth 19¼".



**SHELF-ETTE FORMICA OR ACOUSTIC BACK — CLEAR PLASTIC SIDES****FORMICA GP-4011F**

Quickly installed . . . easy to clean . . . attractive multiple arrangements—all are attributes of Gladwin's SHELF-ETTE.


The modern styling of this SHELF-ETTE will add prestige to any public telephone location. The clear sides provide a full view of the phone from all directions. Makes finding the phones easy.

The shelf and backboard are covered with high-pressure, laminated plastic, resistant to burns and stains. It won't become marred by unsightly pen or pencil writing. Available in a variety of colors.

**ACOUSTIC GP-4011C**

Here is the Acoustic Type for this model. The design and specifications are the same. Only the backboard differs, using fireproof tufted nylon carpet as a covering. The carpet comes in Sandalwood, which is a neutral color. Customers may furnish 30" x 30" carpet for custom backs if they desire.

Width 22 $\frac{1}{8}$ ", Height with Directory Shelf 33 $\frac{3}{4}$ ", Height without Directory Shelf 28", Depth from wall 14 $\frac{1}{2}$ "

**SHELF-ETTE GP-4020**

This is an economical installation that requires minimum space. The clear plastic sides plus the built-in lighted sign on top attract attention from all directions, giving you a truly full-view public telephone.

Completely resistant to burns and stains, the hard surfaced shelf and backboard are easy to clean. Nylon carpet for full acoustic value is available for the backboard.

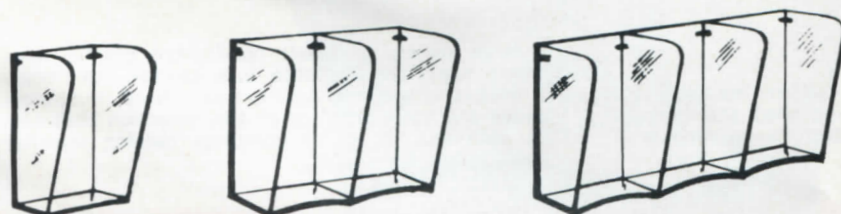
- GP-4020 List 1 High pressure plastic laminate backboard.
- GP-4020 List 2 Nylon carpet backboard.
- GP-4020 List 3 Perforated gray plastic backboard.
- GP-4020 List 97 Directory shelf.

Width 20 $\frac{1}{4}$ ", Height 29 $\frac{3}{4}$ ", Depth 13 $\frac{1}{4}$ ".

**ALUMINUM BOOTHETTE GP-2200**

An outdoor installation ideal for shopping centers and other locations where space is at a premium. May be wall, pole or pedestal mounted.

Width 20", Height 33", Depth 16 $\frac{1}{4}$ ".


**MULTIPLE INSTALLATIONS**

On the 4011 and 4140 series Shelf-Ettes multiple installations may be obtained by indicating the number of units desired as the list number. Example:

- 2 Units—GP-4011 F List 2
- 4 Units—GP-4011 AP List 4

**FLOOR STANDS**

Decorative wrought iron floor stands are available for these Shelf-Ettes, as numbers GP-4130 instead of GP-4011.





# public telephone signs

## INDOOR LIGHTED SIGNS



The GP-1160 SLIM SIGN is formed of beautiful translucent white plastic. The copy is silk screened on the face and is accentuated by the blue-white of fluorescent light diffused through the plastic.

The back of the GP-1160 is steel with a baked on enamel finish to insure the durability of the unit.

The sign copy is offered in three colors: RED, GREEN and BLUE. If no color is specified, BLUE will be shipped. The unit is shipped complete with mounting brackets ready to mount.

## SMALL TELEPHONE SIGNS



GP-204 List 2



GP-212 List 6



GP-212 List 1



GP-212 List 7



GP-212 List 2



GP-212 List 8



GP-212 List 3



GP-212 List 9



GP-212 List 4



GP-212 List 10



GP-212 List 5



GP-314 List 4



GP-314 List 6

## INDOOR FLUORESCENT SIGNS



Model GP-1160  
Size 21 7/8" x 3 1/4"  
Letter Size 1 1/2"

Lighting Arrangement for Single  
SHELF-ETTE

Model GP-1170  
Size 40" x 6"  
Letter Size 4"

Lighting Arrangement for 2 or more  
SHELF-ETTES

## ILLUMINATED SIGNS



Complement your public telephone installations with illuminated, attractive, plastic signs of standard design acceptable in most locations. Beautifully formed white plastic signs with blue or red letters available with directional arrows for either single-faced or double-faced signs. Aluminum color blends with signs and backgrounds. Fluorescent lighting provides brilliant background for copy. If hand-set emblem is desired on sign face, order GP-705.

GP-704 A, 704 VS or 705 5" x 17 1/2"  
GP-704 B, 704 VL 6 1/2" x 26"

A variety of mounting brackets are available for any type of installation.



## CUSTOM INSTALLATIONS

Gladwin is equipped to design and manufacture custom housings for any style of building. Typical installations have included the Lincoln Center of Performing Arts in New York and the International Airport in San Juan, Puerto Rico.

A large variety of small non-lighted plastic telephone signs are available with various color combinations, single and double face. Those illustrated above are representative of the selection that can be obtained. Write for complete catalog showing sizes, colors and prices.



# GLADWIN PLASTICS, INC.

P. O. BOX 13817

STATION K

ATLANTA 24, GEORGIA

873-5941 AREA CODE 404

TCI Library: [www.telephonecollectors.info](http://www.telephonecollectors.info)

Printed in U.S.A.