

SUBSCRIBER SETS — 634CG, CH, CK, CL; 684CK, CL

COMMON BATTERY — INDUCTION COIL TYPE — CONNECTIONS

1.00 INTRODUCTION

This section covers the combination of apparatus, circuit diagram, and connections for subscriber sets of types 634CG, CH, CK, CL; 684CK and CL, when associated with coin collector sets for common battery service.




FIG. 1—634 TYPE




FIG. 2—684 TYPE

2.00 GENERAL

- 2.01 The 634CG and CH subscriber sets are equipped with an auxiliary relay and may be connected with coin collector sets for use where the loop resistance or ground potential causes faulty coin relay operation.
- 2.02 The 634CK, CL, and 684CK, CL are for use with receiver-transmitter type and converted handset type coin collectors to reduce noise induction from power lines.
- 2.03 These subscriber sets should not be used without authorization by local supervision.

TABLE A—COMBINATION OF APPARATUS

Sub. Set Code	Components				Impedance of Ringing Bridge
	Ringer	Capacitor	Induction Coil	Relay	
634CG	72A or B3B	449G + 447A	101B	S-36	Low
634CH	68J or B1AL	449H + 447A		S-36	High
634CK	68J or B1AL	194B or 194BB		—	High
634CL	72A or B3B	194A or 194AB		—	Low
684CK	78J or B1AL	194BB or 195A		—	High
684CL	78A or 78AA	194A or 194AB		—	Low

3.00 CONNECTIONS




FIG. 3—634CG, CH

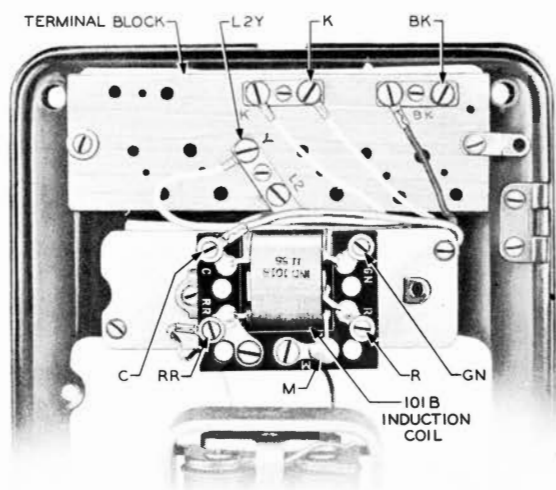


FIG. 4—634CK, CL




FIG. 5—684CK, CL

4.00 CIRCUIT DIAGRAM—COIN

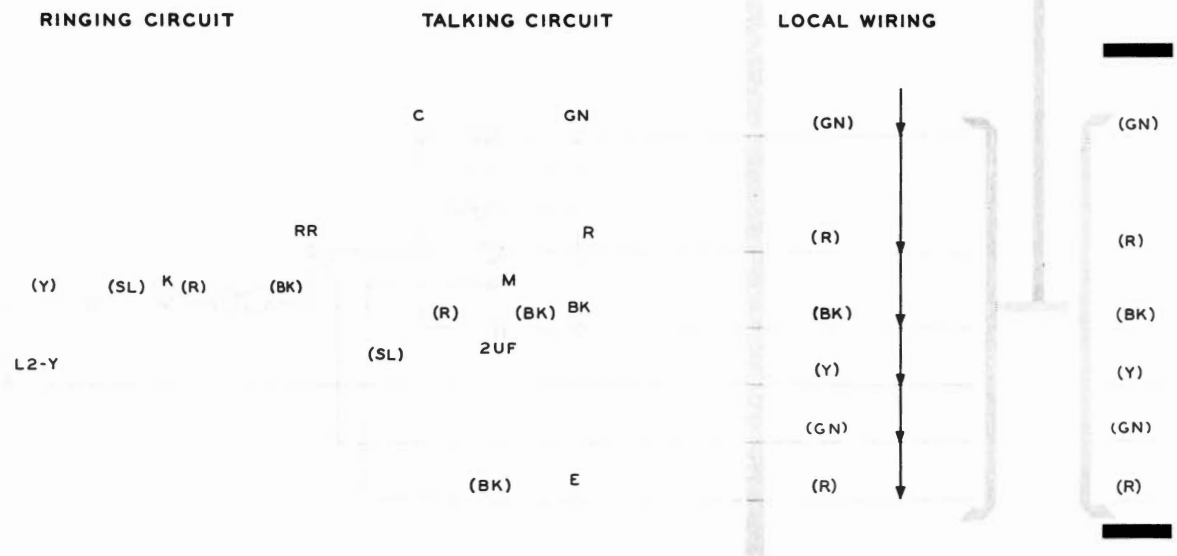
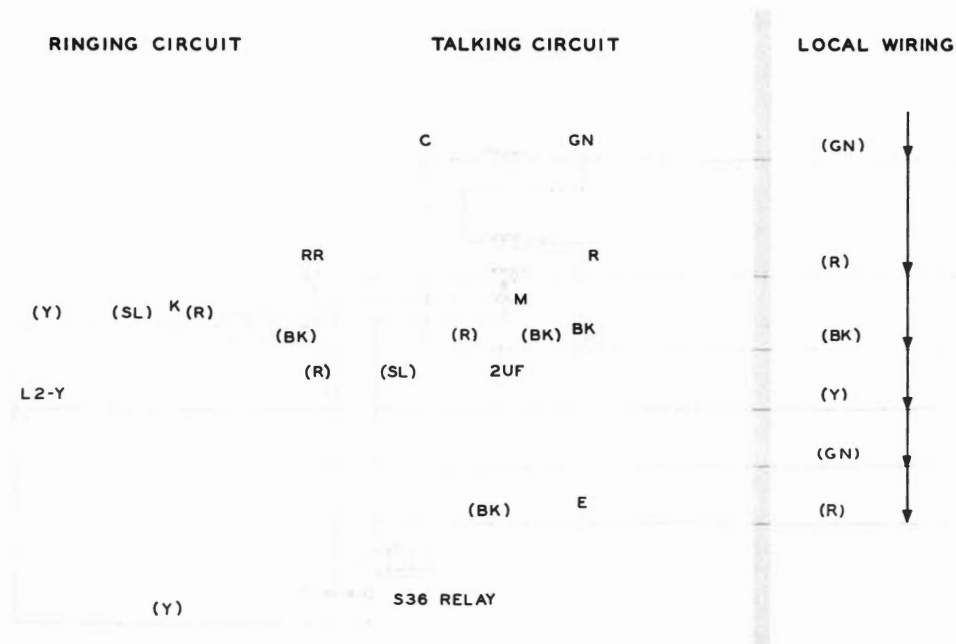


TABLE B—CONNECTIONS FOR LONG LOOPS

Type of Service	Subscriber Set 634CG, CH (Wire or Lead)															
Prepay Manual or Dial Type Coin Collectors Long Loops	Ringer Lead		Ringing Capacitor Lead		Talking Capacitor Lead		S-36 Relay Lead				Local Wiring From Coin Collector					
	R	BK	Y	SL	R	BK	R	Y	BK	SL	GN	R	BK	Y	R	GN
Rec-Trans Types 155C, D, G, H 166C, D, G, H																
Handset Types 174C, D, G, H 176C, D, G, H	K	RR	L2Y	K	C	BK	M	L2Y	E	M	GN	R	BK	L2Y	E	RR

TABLE C—CONNECTIONS FOR REDUCTION OF INDUCTIVE NOISE

Type of Service	Subscriber Set 634CK, CL; 684CK, CL (Wire or Lead)											
Prepay Manual or Dial Coin Collectors Reduction of Inductive Noise	Ringer Lead		Ringing Capacitor Lead		Talking Capacitor Lead		Local Wiring from Coin Collector					
	R	BK	Y	SL	R	BK	GN	R	BK	Y	R	GN
Rec-Trans Types 155C, D, G, H 166C, D, G, H												
Handset Types 174C, D, G, H 176C, D, G, H	K	RR	L2Y	K	C	BK	GN	R	BK	L2Y	E	RR