

## TREE PRUNERS (AND HANDLES)

	CONTENTS	PAGE
1.	GENERAL . . . . .	1
2.	DESCRIPTION . . . . .	1
3.	PRECAUTIONS . . . . .	5
4.	SUPERSEDED TYPES . . . . .	6

### 1. GENERAL

1.01 This section covers the description and use of the small and large tree pruners and associated handles.

1.02 This section is reissued to include the fiberglass tree pruner handles. Revision arrows are used to emphasize the more significant changes.

### 2. DESCRIPTION

2.01 The tree pruner is an assembly consisting of a rope-operated cutting head, a head section handle, and one or more extension section handles. Handles and ropes are ordered separately.

2.02 The B Tree Pruner Head (Fig. 1) is used with the small tree pruner handles and has a cutting capacity up to 1 inch. The C Tree Pruner Head (Fig. 2) is used with the large tree pruner handles and has a cutting capacity up to 1-1/2 inches.

2.03 Both pruners have a center-cut type blade which is held in open position by spring pressure. The blade is operated by means of a rope attached to a ring at the end of the pull chain. This chain runs over a pulley on the blade lever and terminates at the base of the pruner head.

2.04 The blade of the B pruner can be locked in the closed position, as shown in Fig. 1, by slipping the pull chain ring over the shouldered head of the pivot bolt.

2.05 The blade of the C pruner can be locked in the closed position, as shown in Fig. 2, by the blade latch which hooks over the blade latch stud.

2.06 The heads are painted bright orange and the lever and blade latches are painted black.

2.07 The tree pruner handles are provided in two sizes, designated as small and large. Each size handle consists of a head section and one or more extension sections. The sections are made of octagonal shafts of light wood and are equipped with telescoping ferrule connectors, the female ferrule being a spring actuated locking pin. See Fig. 3 and 4. The head section usually used with tree pruners is approximately 2 feet long, although one approximately 5-3/4 feet long is available. Each extension section is approximately 6 feet long. Also, a tapered section approximately 5-3/4 feet long is available which permits joining tools and small sections to large sections on a composite handle. The small handle sections are 1-1/4 inches across flats of the octagon and the large handle sections are 1-3/4 inches.

2.08 ♦The fiberglass handles (Fig. 5) are made of light tubular fiberglass, 1-1/4 inches in diameter. They are completely interchangeable with and slightly lighter than the wooden handles. The life of the fiberglass handle is expected to be about twice that of the wooden handle. The new handles are available in the standard 6-foot length and a new 3-foot length. The 3-foot length will facilitate making assembled handles of intermediate lengths.♦

### NOTICE

Not for use or disclosure outside the  
Bell System except under written agreement

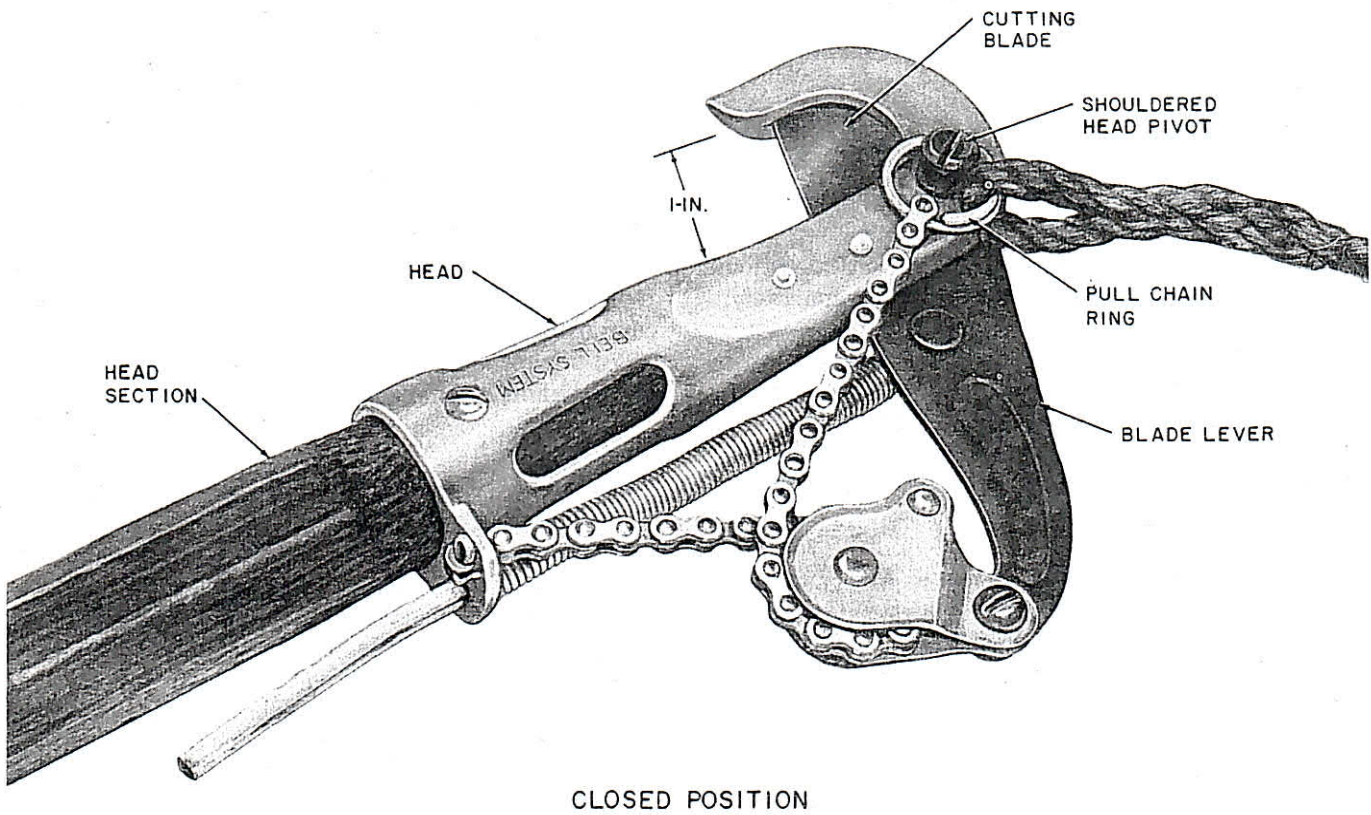
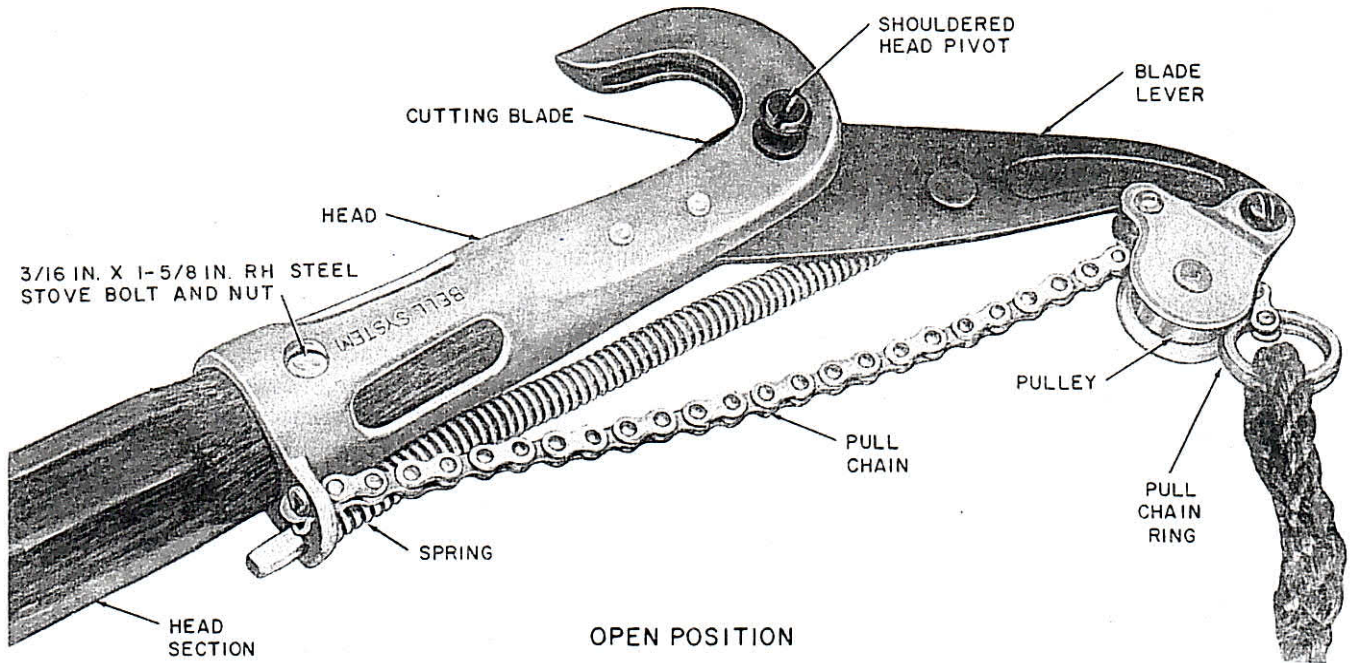


Fig. 1—B Tree Pruner Head

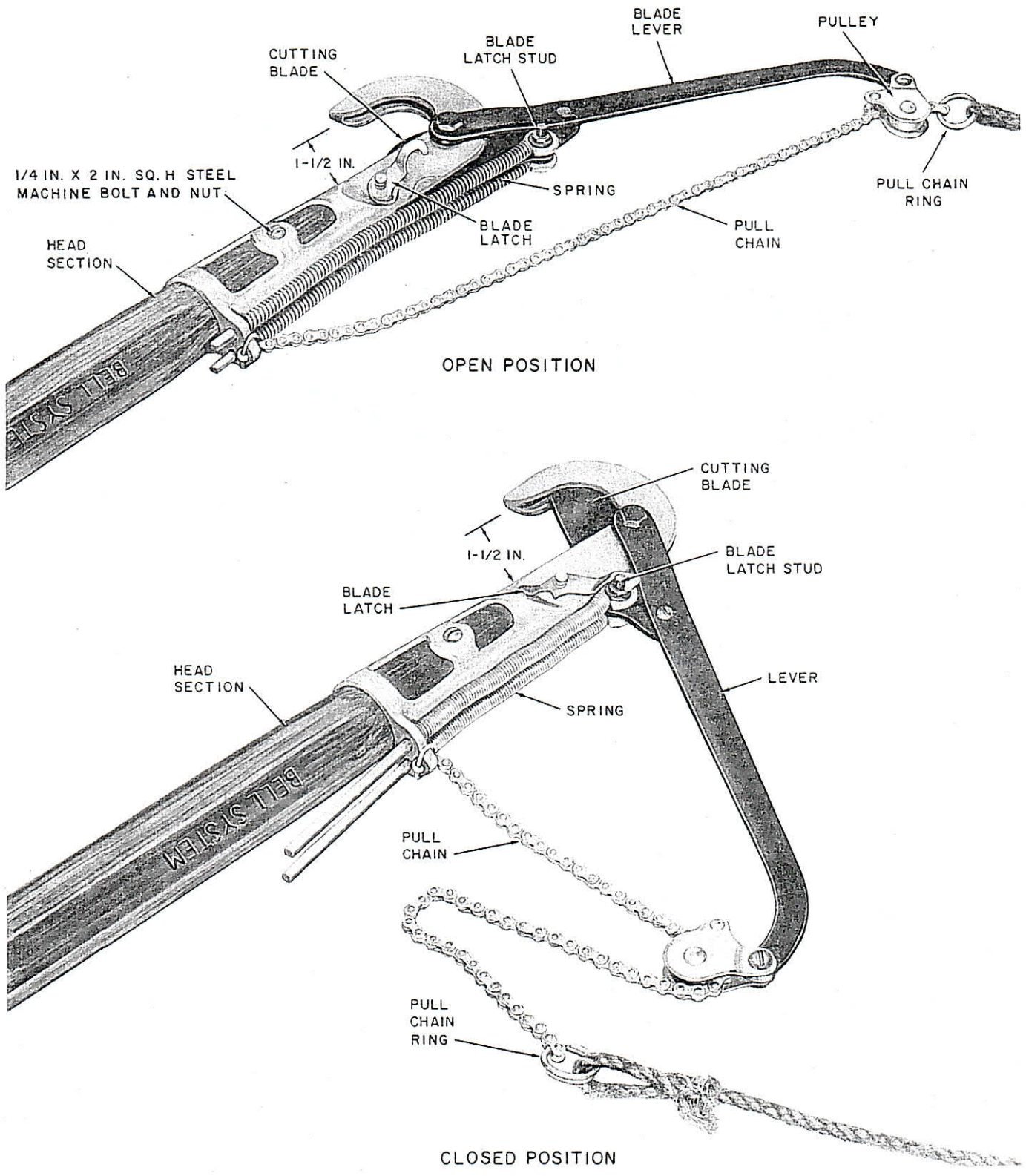


Fig. 2—C Tree Pruner Head

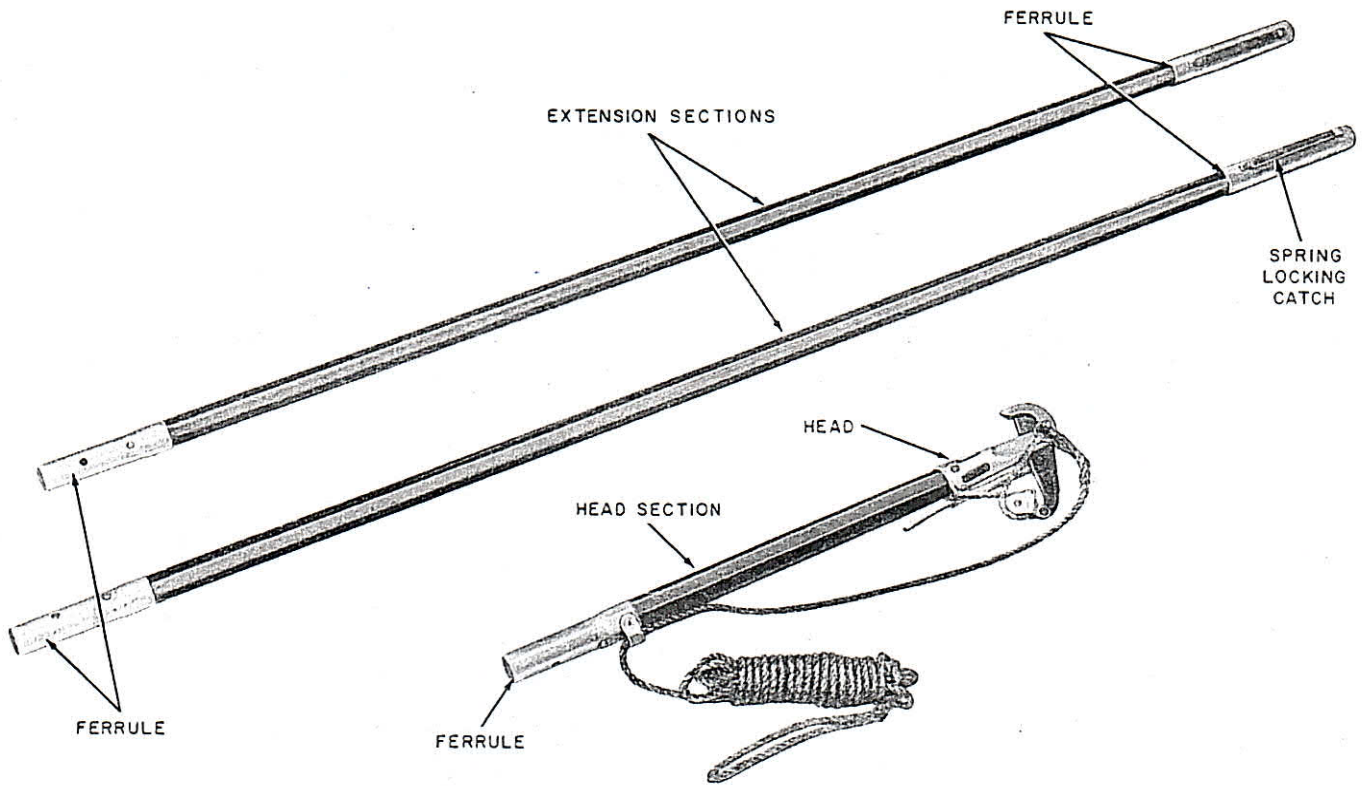


Fig. 3—B Tree Pruner With Handle Sections

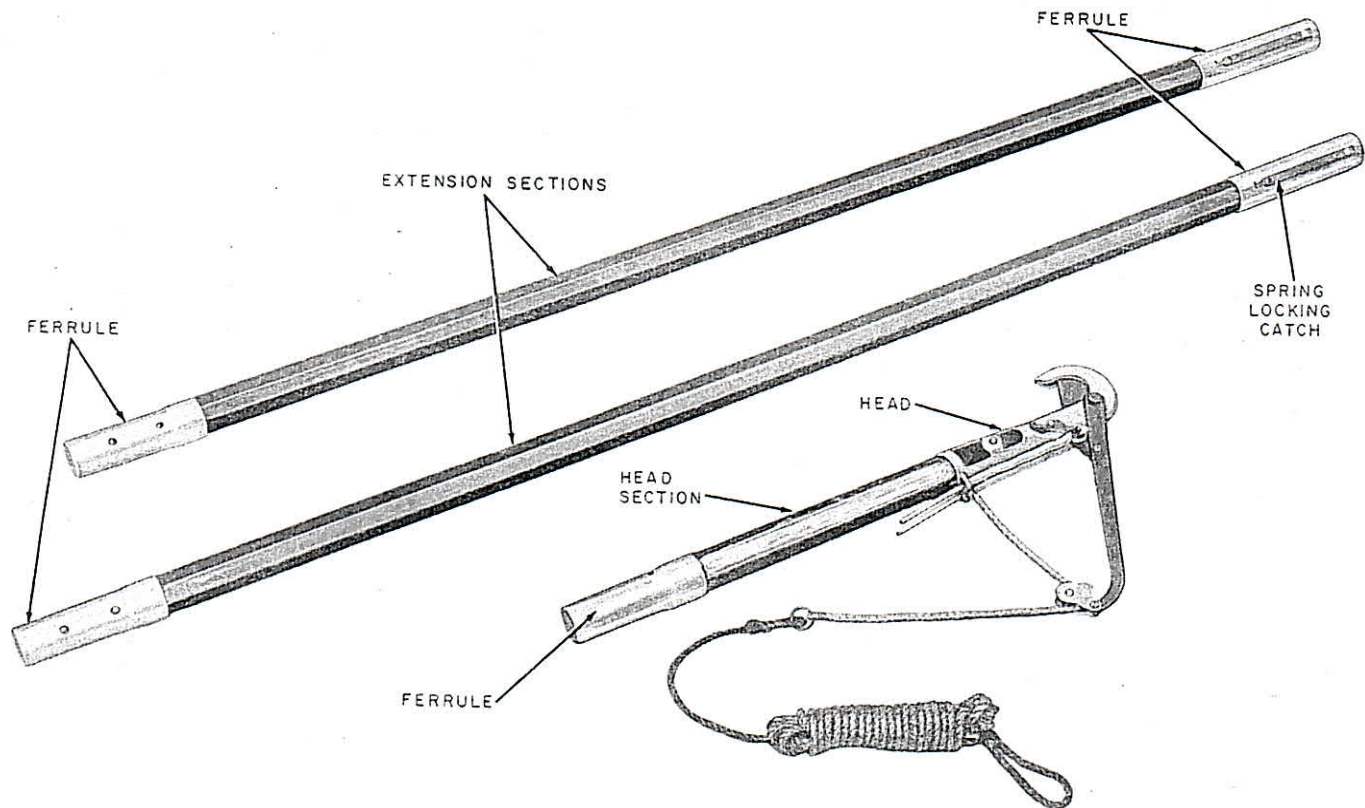


Fig. 4—C Tree Pruner With Handle Sections

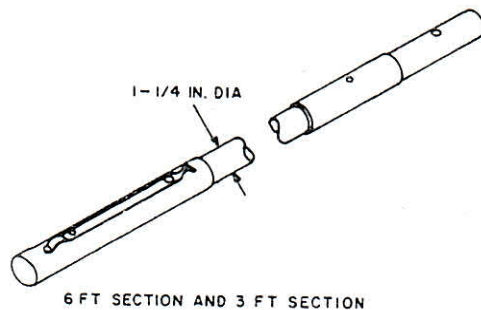


Fig. 5—Fiberglass Tree Pruner Handles

### 3. PRECAUTIONS

- 3.01 When not in use or stored, always keep the pruning heads in the closed position.
- 3.02 Do not pick up pruning heads by grasping the blade portion of the head.

3.03 Do not handle the hook of the pruner head because the rope or lever may inadvertently catch on some object and operate the blade.

3.04 When the blade is held in its closed position by mechanical means, it may be further secured by wrapping and tying the pulling rope around the handle.

3.05 Do not use:

- (a) A tree pruner head that is broken, cracked, or has a dull or broken blade
- (b) A tree pruner head that has a broken spring
- (c) A split or broken pruner handle
- (d) A tree pruner handle that has a loose ferrule or a broken spring catch.

4. SUPERSEDED TYPES

4.01 The B and C Tree Pruners covered in this section replace the 111- and 12-type pruners, respectively.

4.02 The B Pruner differs from the 111-type in that a shouldered head is provided on the pivot bolt. This permits the ring at the end of the operating chain to be held on the pivot bolt, thus securing the blade in a closed position when the tool is not in use.