

**HAND TELEPHONE SETS — 203A,B,C,D,E,F**  
**DESK TYPE — COMMON BATTERY — CONNECTIONS**  
**WITH NETWORK TYPE SUBSCRIBER SETS**

**1.00 INTRODUCTION**

This section covers the combination of apparatus, circuit diagrams, and connections for the 203A,B, C,D,E, and F desk types of hand telephone sets when used with network type subscriber sets for either manual or dial common battery service.

**2.00 GENERAL**

**2.01** The 203A,B,C,D,E, and F types may be modified for use with the network type subscriber sets for all classes of service including party-on-tip stations of 2-party service when a message rate or tip party identification is required.

**2.02** The 203A,B, and C types differ from the 203D, E, and F types only in the internal wiring arrangements as furnished.

**2.03** The 203A and C differ from the 203B, and the 203D and F differ from the 203E, only in the type of standard dial number plate with black letters and red numerals.




FIG. 1—203 TYPE

TABLE A  
COMBINATION OF APPARATUS

Hand Tel. Set Code	Components				
	Handset	Handset Mounting	Dial or Apparatus Blank	Type Mounting Cord	Type Handset Cord
Modified					
203B-3E 203E-3E	E1E-3	D6-3	50J-3 94A-3	D6	H-3
203B-3F 203E-3F	F1A-3 F1G-3				
203B-3F 203E-3F	F4A-3				
203B-3E 203E-3E	E1E-3		4H or 5H	D6 D9	
203B-3F 203E-3F	F1A-3 F1G-3		5H or 6A		
203B-3F 203E-3F	F4A-3		6A		

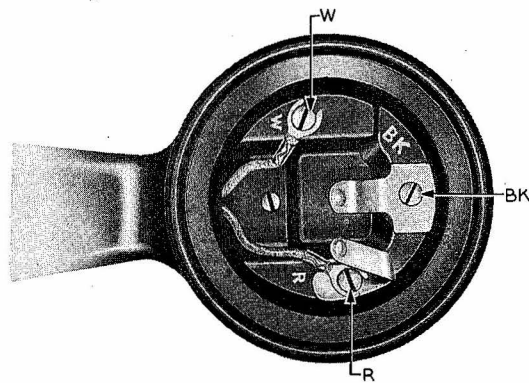


FIG. 2—F4-TYPE HANDSET

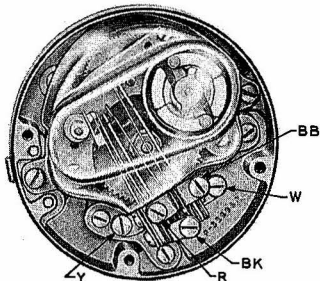


FIG. 3—6A-TYPE DIAL

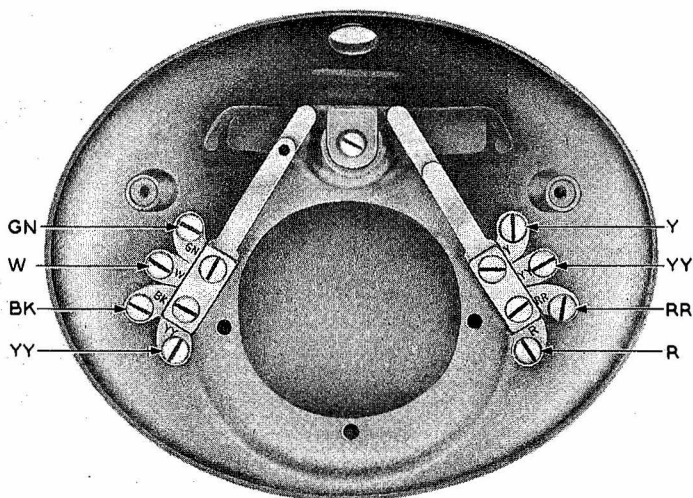


FIG. 4—D6-TYPE HANDSET MOUNTINGS

ASSOCIATED APPARATUS

		Class of Service	Sub. Set
<b>TABLE B</b>	Individual Lines 2-Party Flat Rate* 2-Party Message Rate (Manual and Dial Ring Party Only)* 4-Party Semiselective Multiparty Divided Code Regular PBX Stations 750A and 755A Keyless Stations		685A
	4-Party Full Selective 8-Party Semiselective		686A
*No message rate or tip party identification can be provided for party-on-tip stations.			
		Class of Service	Sub. Set
<b>TABLE C</b>	Individual Lines 2-Party Flat Rate* 2-Party Message Rate* 4-Party Semiselective Multiparty Divided Code Regular PBX Stations 750A and 755A Keyless Stations		685A
	*Where message rate or tip party identification is required for party-on-tip stations, both 1000- and 2650-ohm tip-to-ground resistance can be provided, i.e.,		
	MR —All offices	AMA—Modified X-bar	
	ZR —All offices	AMA—SxS	
	AMA—Standard X-bar	AT —SxS	

