

B WIRE STRIPPER

DESCRIPTION AND USE

CONTENTS	PAGE
1. GENERAL	1
2. DESCRIPTION	1
3. USE	1
4. REPLACEMENT PARTS	2

1. GENERAL

1.01 This section covers the description and use of the B wire stripper, a tool designed for cutting and stripping 17-, 19-, 20-, 22-, 24-, and 26-gauge plastic insulated conductors.

1.02 This section is reissued to add blades for stripping 24- and 26-gauge wire.

2. DESCRIPTION

2.01 The B wire stripper (Fig. 1) consists of nickel plated cutting pliers and stripping blade. The cutting edges and stripping blade are separated by a spacer to produce a stripped conductor length of 3/4 inch. The handles are covered with yellow plastic cushion grips.




Fig. 1—B Wire Stripper

2.02 The tool is furnished with four interchangeable stripping blades; one each for 17-, 19-, 20-, and 22-gauge conductors. The 22-gauge blade is mounted on the stripper; the remaining blades are in a plastic container furnished with the tool. Blades for 24- and 26-gauge conductors must be ordered separately.

2.03 Each blade is stamped with the number of the conductor gauge it is designed to strip.

2.04 The stripping blade is mounted on the tool by means of a round-head machine screw and an inner and outer blade support (Fig. 2). To change blades, remove the screw, blade, and blade supports. Insert the new blade between the blade supports and remount on the tool. Make certain the notched inner blade support is nearest the cutting jaws.

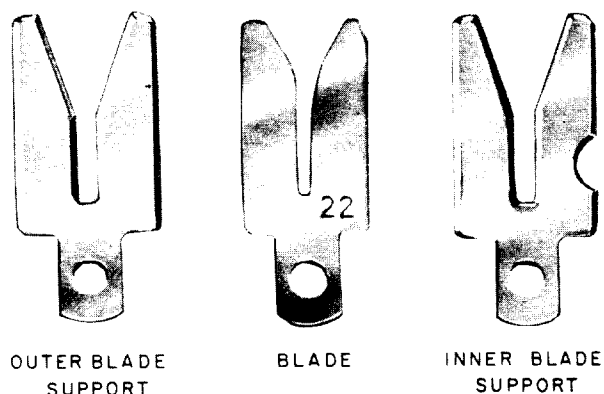


Fig. 2—Blade and Blade Supports

3. USE

3.01 Plastic insulated conductors are cut and stripped using the B wire stripper as follows:

- (1) With the cutting jaws in the open position, fully insert the conductor into the cutting blade slot and between the cutting jaws (Fig. 3).

- (2) Close the handles to cut the conductor.
- (3) Pull the tool toward the cut end to remove the 3/4-inch length of insulation (Fig. 4).

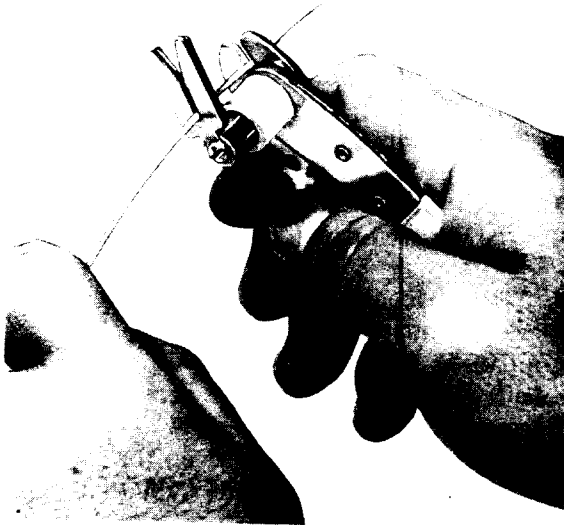


Fig. 3—Removal of Insulation with B Wire Stripper




Fig. 4—Insulation Removed

4. REPLACEMENT PARTS

4.01 Additional blades for the B wire stripper are available as replacement parts. Orders for replacement stripping blades should be worded as follows:

(quantity) Blade, Stripping, (17-, 19-, 20-, 22- #24-, or 26- # ga) for B Wire Stripper.