

B SERVICE WIRE CLAMP DESCRIPTION AND USE

1. GENERAL

1.01 This section covers the B service wire clamp used for making electrical bond to the metallic shield of the service wire when attached to the bond bracket in a pedestal closure.

1.02 The clamp will accommodate up to six 2-pair service wires (three per side) or four 5-pair service wires (two per side).

2. DESCRIPTION

2.01 The B service wire clamp is illustrated in Fig. 1.

2.02 The clamp is supplied disassembled in individual polyethylene bags imprinted with a diagram illustrating method of assembly and installation.

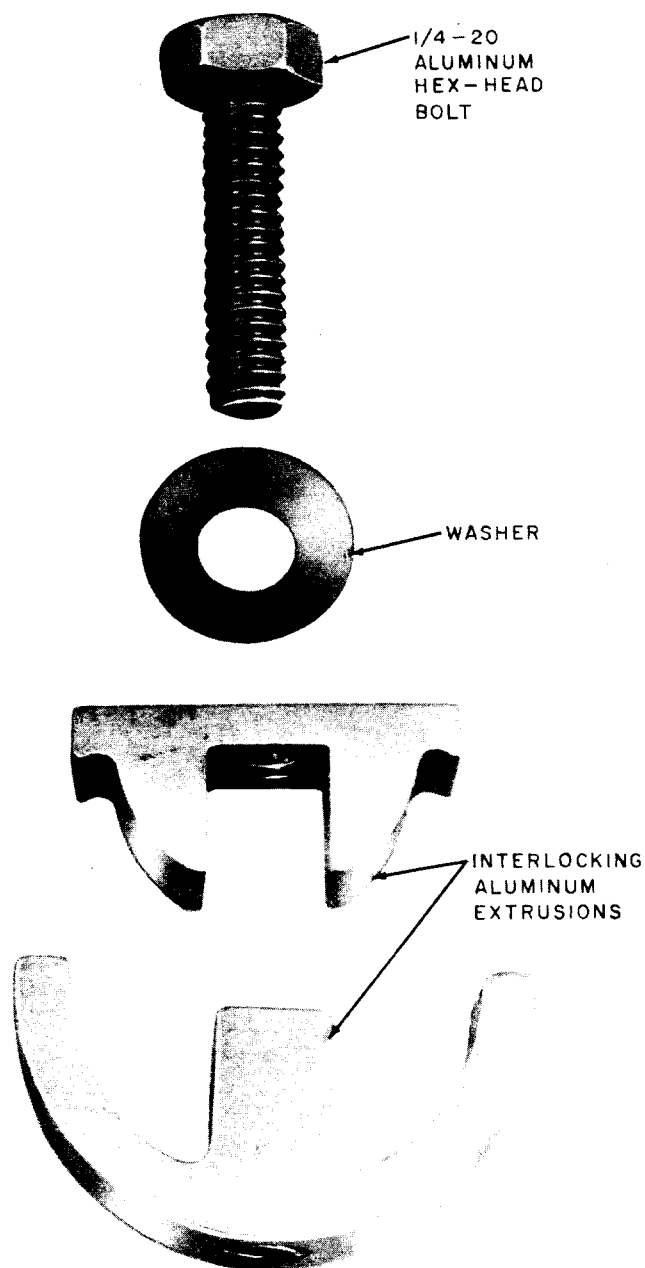


Fig. 1—B Service Wire Clamp

NOTICE

Not for use or disclosure outside the
Bell System except under written agreement

3. PREPARATION OF SERVICE WIRE

3.01 Prepare service wire as illustrated in Fig. 2.

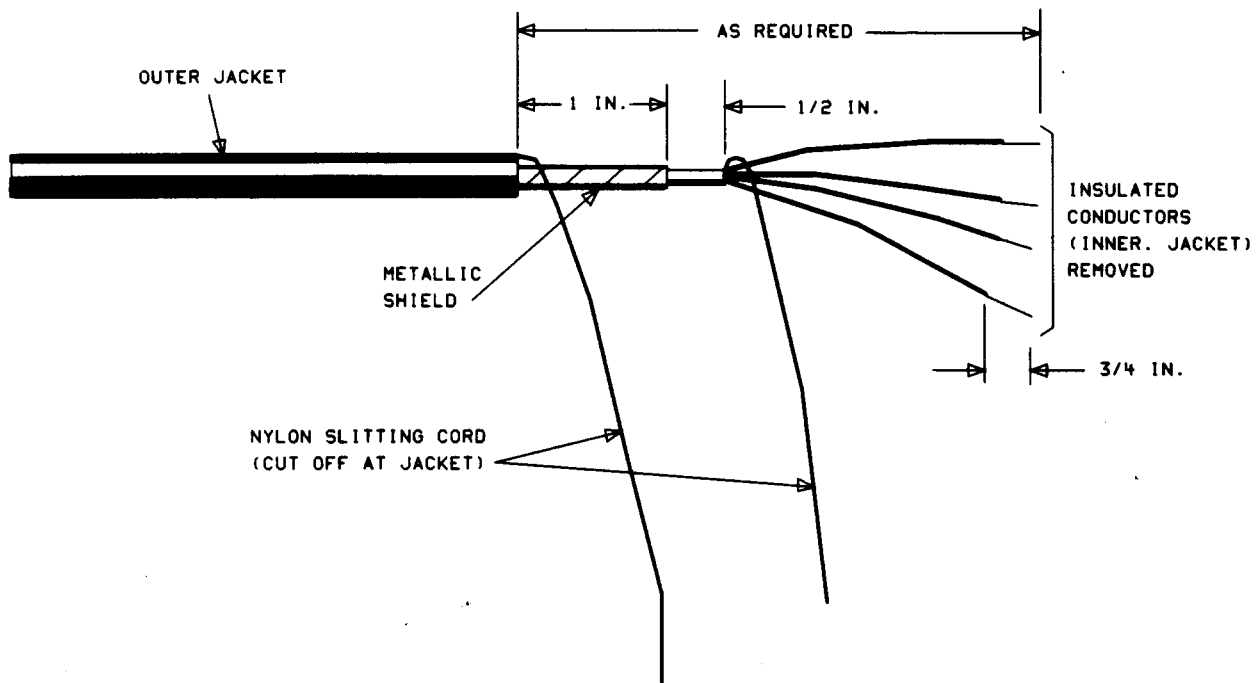


Fig. 2—Prepared Service Wire

4. INSTALLATION

- 4.01 Figure 3 illustrates an installed B service wire clamp in a PC 6/48 closure.




Fig. 3—Installed Service Wire and B Service Wire Clamp