

REGISTRATION INTERFACE
BRIDGED SINGLE LINE WEATHERPROOF
TIP AND RING ARRANGEMENTS
RJ15C

1. GENERAL

1.01 This section provides information on the standard arrangement to be provided under the Federal Communications Commission's (FCC) registration program for ancillary and protective circuitry of the type associated with ancillary customer-provided equipment (CPE).

1.02 Whenever this section is reissued, the reason(s) for reissue will be listed in this paragraph.

1.03 For arrangement RJ15C, provide the following:

- At existing installations where the brass outlet box used with a KS-8421 jack is in place — use a B Weatherproof Female Jack Adapter, AT-8732 (Fig. 3)
- At all other installations — use a B Outlet Box, AT-8732, and a B Weatherproof Female Jack, AT-8732 (Fig. 1 and 2).

2. IDENTIFICATION

2.01 USOC RJ15C: Provides a bridged connection of the tip and ring only of a single line to the CPE (Fig. 4). Used at docks or marinas to provide connections to boats having no "on-board" wiring. Uses a B Weatherproof Female Jack, AT-8732 (Fig. 2) as the interface to the CPE.

3. MAINTENANCE

3.01 Maintenance of the wiring arrangements covered in this section is limited to:

- Verification of the telephone company wiring and equipment

- Assurance that the required leads are supplied in the interface used for CPE connection.

No attempt should be made to test, modify, or repair customer-owned and maintained equipment.

3.02 When in the judgment of repair personnel the trouble is located in or caused by the CPE, the Repair Service Bureau should be notified so that proper Maintenance of Service Charge Billing can be initiated as required and as outlined in the following:

- Section 660-101-312—Maintenance of Service Charge on Services With Customer-Provided Equipment (CPE)
- Section 660-101-318—Tariff and Registration Violation Notice Procedures.




Fig. 1—B Weatherproof Male (or Female) Jack

NOTICE

Not for use or disclosure outside the
Bell System except under written agreement

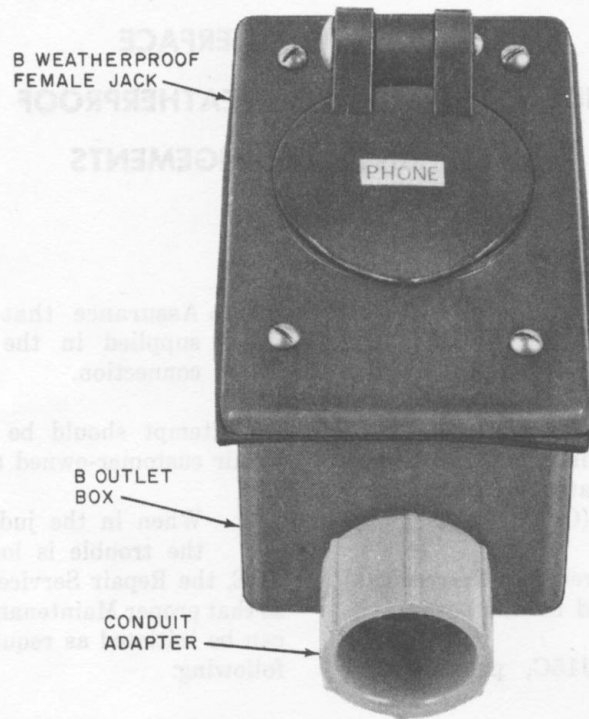


Fig. 2—B Weatherproof Female Jack on B Outlet Box




Fig. 3—B Weatherproof Female Jack Adapter

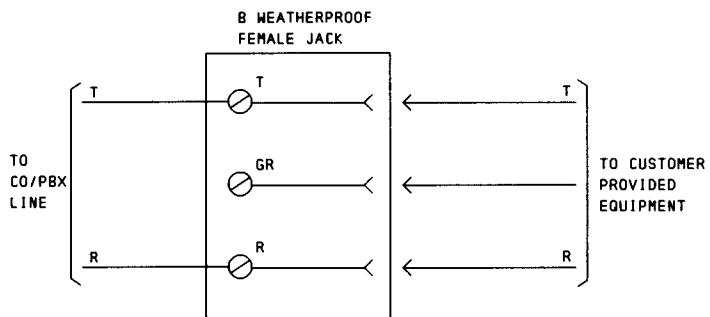


Fig. 4—Connections for USOC RJ15C—Bridged Tip and Ring