

**BELL SYSTEM PRACTICES**  
**Station Installation and Maintenance**

**SECTION C42.501**  
**Issue 1, 1-29-34**  
**Standard**

## **SUBSCRIBER SETS**

### **333, 533, AND 553 TYPES**

### **SIDETONE—CONNECTIONS**

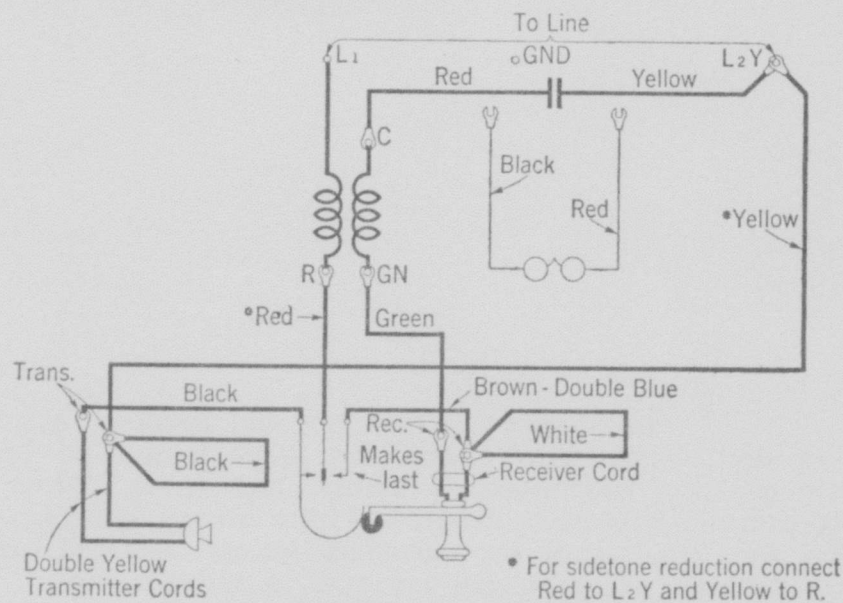
#### **1. GENERAL**

1.01 This section covers the connections for 333, 533, and 553 type subscriber sets (wall type sets) when such sets are used at regular manual or dial common battery or local battery talking, common battery signaling stations.

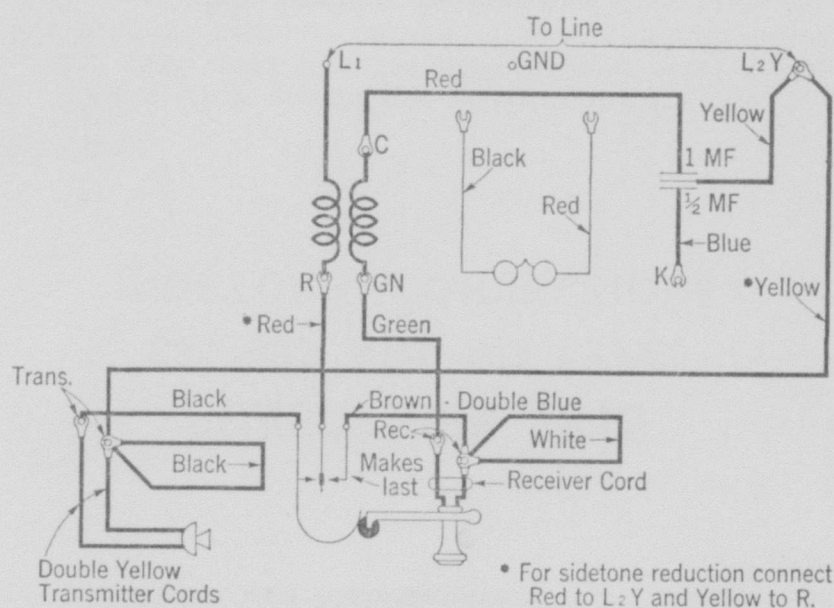
1.02 Circuit diagrams showing the connections for the above types of sets are arranged by class of service. Where possible, circuit diagrams for more than one set are combined and shown with the ringer leads disconnected. Where the ringer leads are shown disconnected they should, of course, be connected in accordance with the sections in Division C40 covering line and ringer connections.

## 2. MANUAL STATION CONNECTIONS

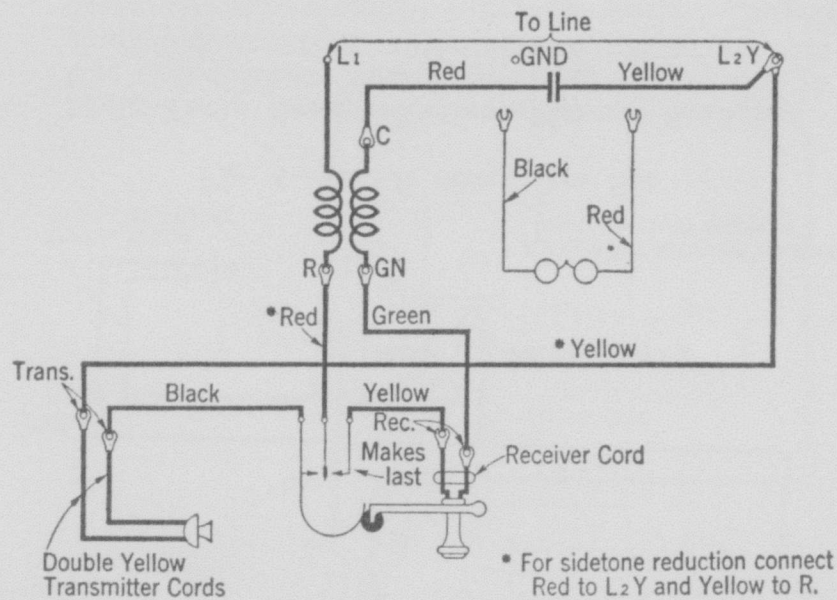
- 2.01 All manual stations except:  
**Four-Party Selective,**  
**Eight-Party Semi-Selective,**  
**Local Battery Talking, Common Battery Signaling,**  
**No. 1 Residence System**



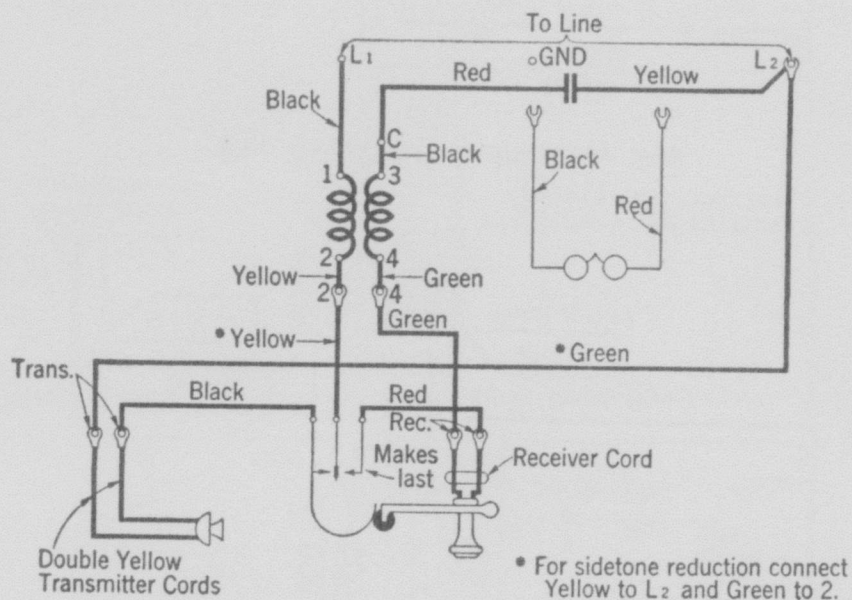
**Fig. 1—553A Subscriber Set**



**Fig. 2—553BA Subscriber Set**



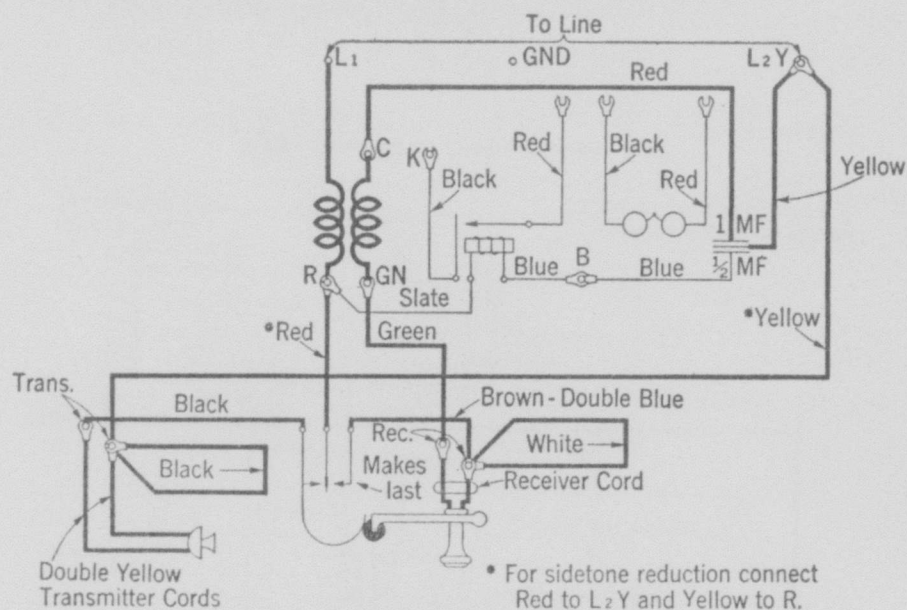
**Fig. 3—533A Subscriber Set**



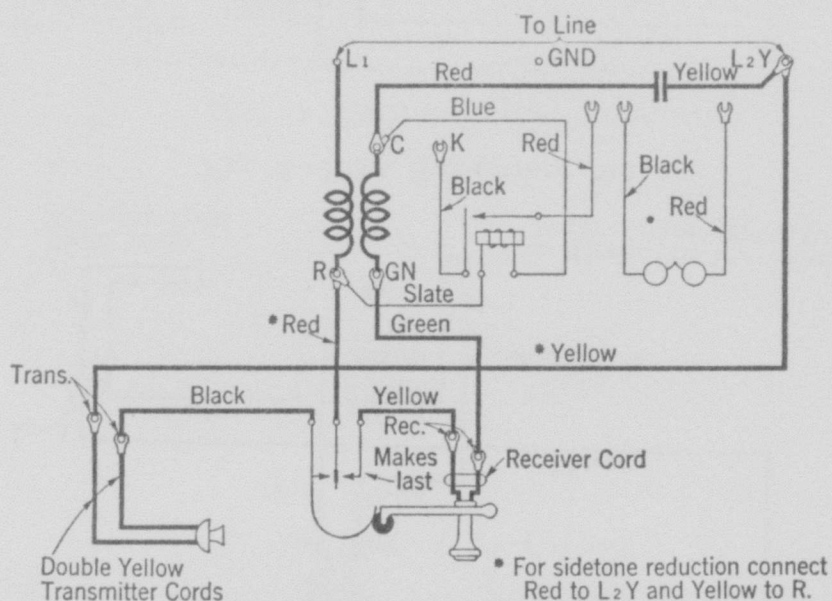
**Fig. 4—333B Subscriber Set**



## 2.02 Four-Party Selective-Manual Stations



**Fig. 5—553AR Subscriber Set**



**Fig. 6—533AR Subscriber Set**

## 2.03 Eight-Party Semi-Selective—Manual Stations

Use anti-sidetone equipment. See the section in Division C40 covering anti-sidetone subscriber set connections.

## 2.04



### Double Yellow Transmitter Cords

Note: For new installations use anti-sidetone equipment.



### Double Yellow Transmitter Cords

Note: For new installations use anti-sidetone equipment.

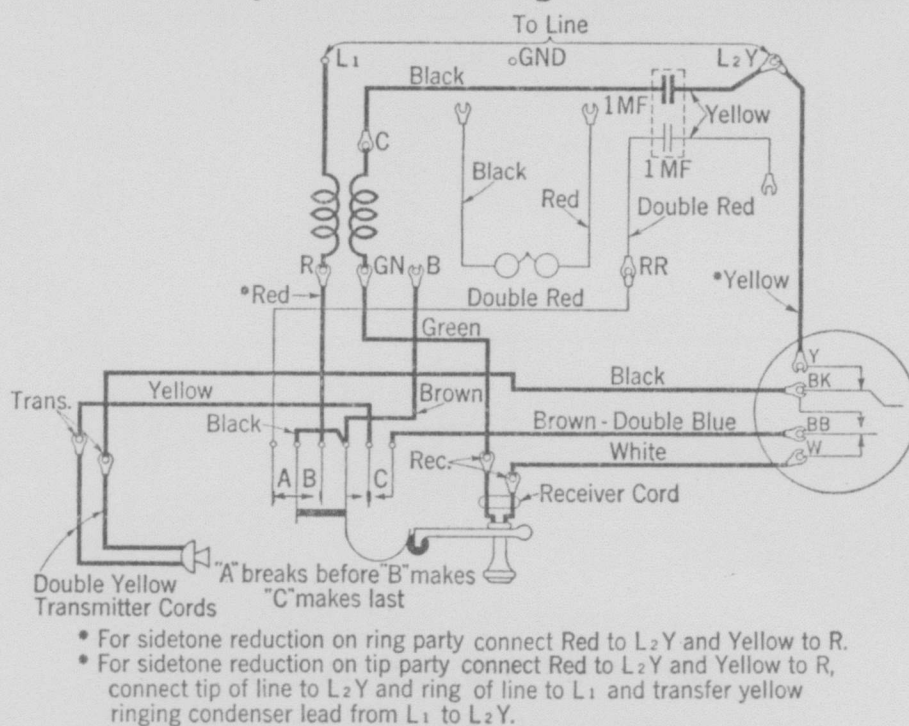
## 2.05

See Handbook Specifications 4466 or replacing information.



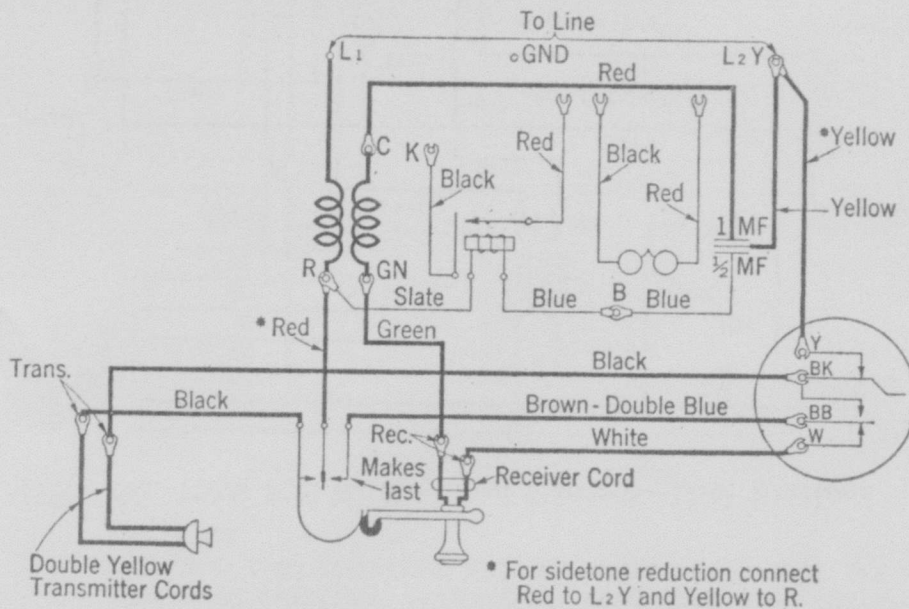


### 3.02 Two-Party Selective Message Rate—Dial Stations



**Fig. 11—553C Subscriber Set**

### 3.03 Four-Party Selective—Dial Stations

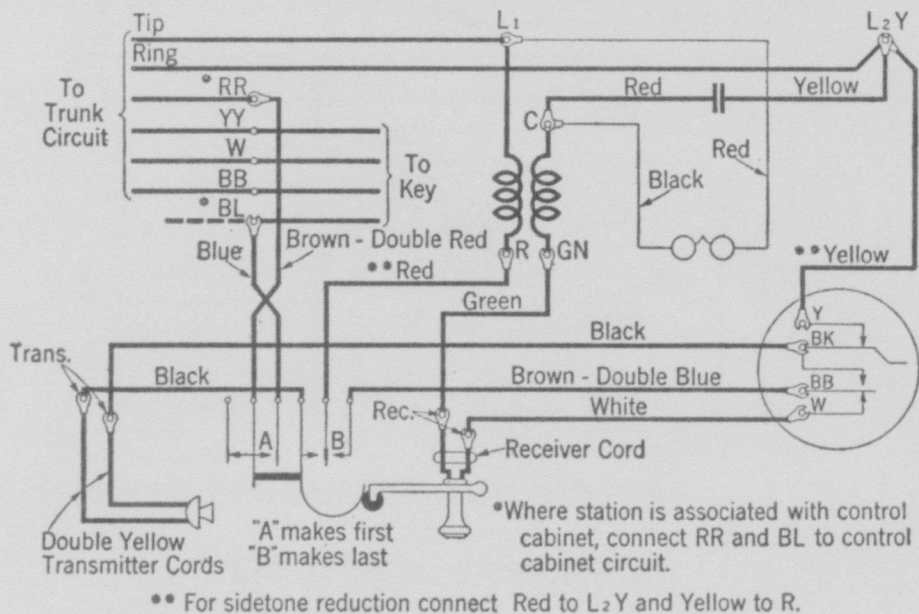


**Fig. 12—553AR Subscriber Set**

### 3.04 Eight-Party Semi-Selective—Dial Stations

Use anti-sidetone subscriber set. See the section in Division C40 covering anti-sidetone subscriber set connections.

### 3.05 No. 750A P.B.X. Key and Control—Dial Stations



**Fig. 13—553J Subscriber Set**



## 3.06



**Fig. 14—553Y or BF Subscriber Set**

Note: For new installations use anti-sidetone equipment.

## 3.07

See Handbook Specifications 4466 or replacing information.