

TYPE OF KEY TELEPHONE SET	
Buzzer not used	Buzzer used
410A	410B

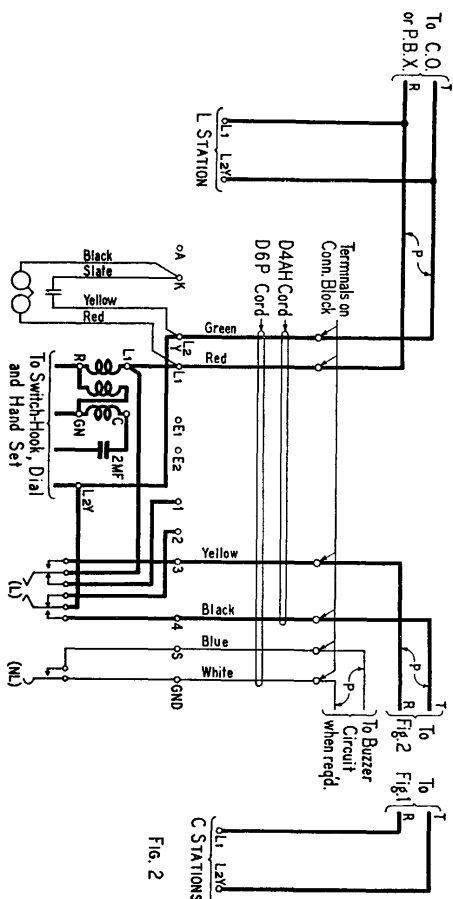


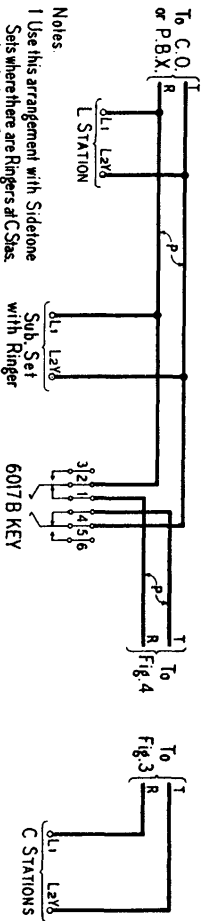
Fig. 2

KEY TELEPHONE SET

(See Table)

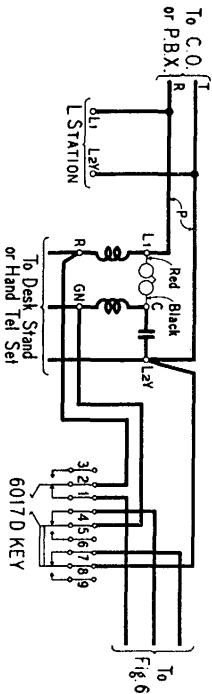
M STATION
Fig. 1

PLAN 100



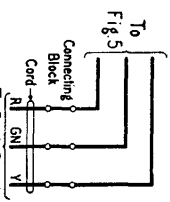
- Notes.
- 1 Use this arrangement with Sidetone Sets where there are Ringers at C Stas. and with Anti-Sidetone Sets
 - 2 Where there are three C Stations or two L and one C Station use High Impedance Ringers at all Stations

M STATION
(See Notes 1 and 2)
Fig. 3



- 3 Use this arrangement with Sidetone Sets where there are no Ringers at C Stations

M STATION
(See Note 3)
Fig. 5



To Desk Stand
or Hand Tel. Set
C STATIONS
without Ringer
Fig. 6