

HAND TELEPHONE SETS — 213A, B, C, E

HANG-UP TYPE — COMMON BATTERY — CONNECTIONS WITH INDUCTION COIL TYPE SUBSCRIBER SETS

1.00 INTRODUCTION

This section covers the combination of apparatus, circuit diagrams, and connections for the 213A,B,C, and E, hang-up type hand telephone sets when used with induction coil type subscriber sets for manual or dial common battery service.

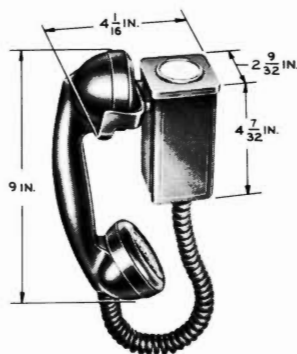


FIG. 1—213-TYPE MANUAL



FIG. 2—213-TYPE DIAL

2.00 GENERAL

2.01 The 213A, B, C, and E types are for use where two or more hand telephone sets are connected to a common subscriber set. They may be used for all classes of service except in dial central offices where the party-on-tip station of 2-party service re-

quires a message rate or tip party identification feature.

2.02 The 213A and 213C are the same as the 213B with the exception of the type of dial number plate furnished. The 213B has the standard dial number plate with black letters and red numerals.

TABLE A—COMBINATION OF APPARATUS

Hand Tel. Set Code	Components				
	Handset	Handset Mounting	Dial or Apparatus Blank	Dial Mounting	Handset Cord
213E-3E (As furnished)	E1E-3	G3-3	Number Card Holder	—	H-3
213E-3F (As furnished)	F1A-3 F1G-3			—	
213E-3F (Modified)	F4A-3			—	
213B-3E (As furnished)	E1E-3		4H or 5H	43A-3	
213B-3F (As furnished)	F1A-3 F1G-3		5H or 6A		
213B-3F (Modified)	F4A-3		5H or 6A		

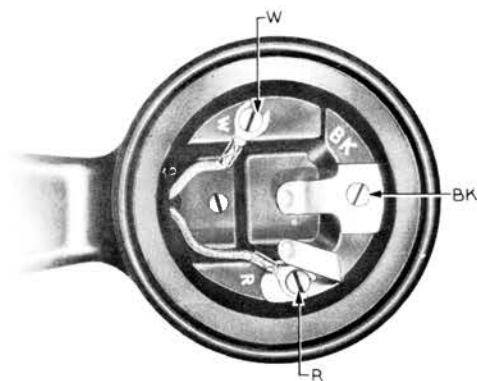


FIG. 3—F1- AND F4-TYPE HANDSET

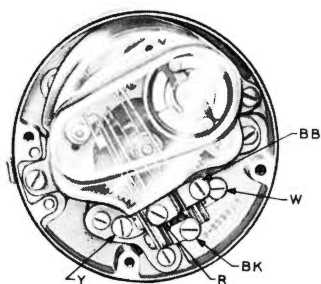


FIG. 4—6A-TYPE DIAL

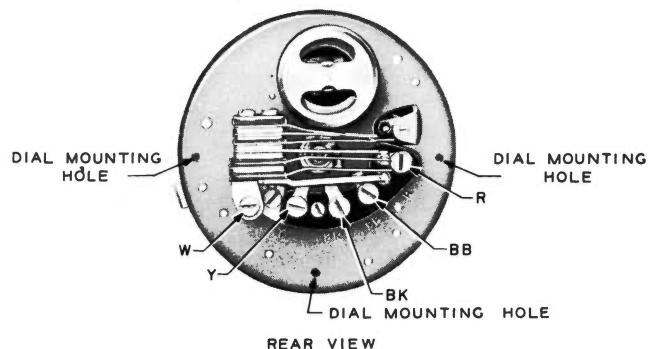


FIG. 5—5H-TYPE DIAL

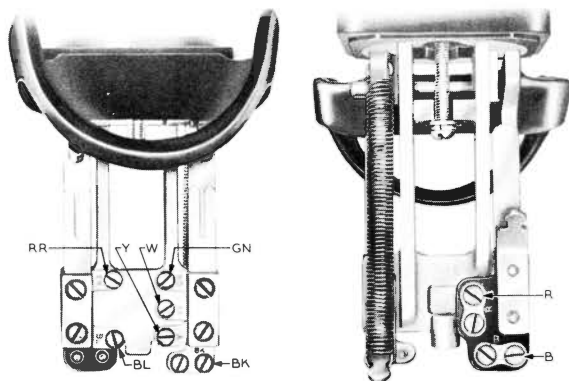
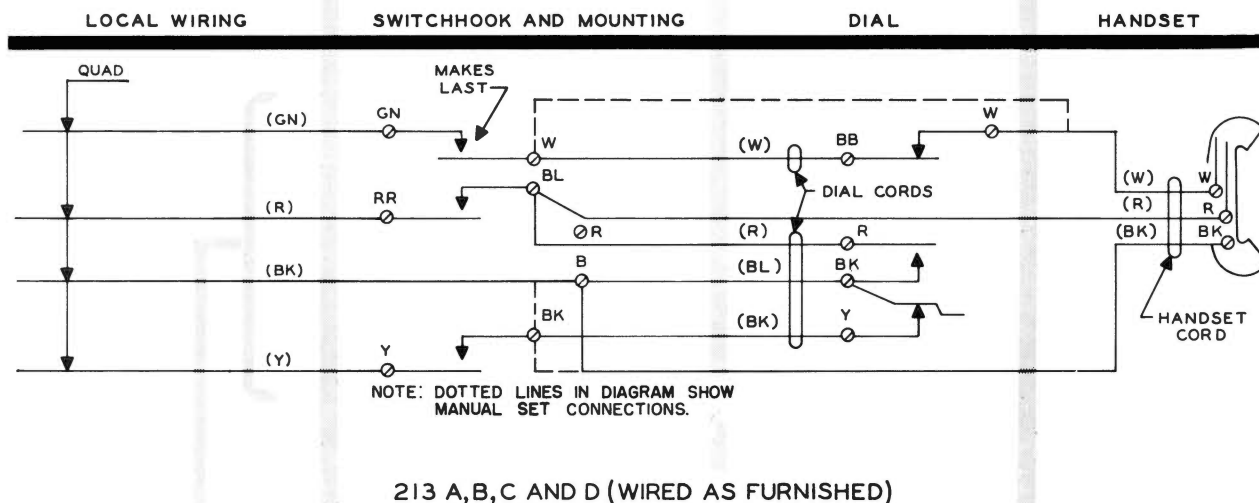


FIG. 6—G3-TYPE HANDSET MOUNTING

ASSOCIATED APPARATUS

TABLE B	Class of Service	Sub. Set
	Individual Lines 2-Party Flat Rate* 2-Party Message Rate (Manual and Dial Ring Party Only)* 4-Party Semiselective Multiparty Divided Code Regular PBX Stations 750A and 755A Keyless Stations	634A, BA 684A, BA
	4-Party Full Selective 8-Party Semiselective	634AT
*No message rate or tip party identification can be provided for party-on-tip stations.		
TABLE C	Class of Service	Sub. Set
	Individual Lines 2-Party Flat Rate* 2-Party Message Rate (Manual and Dial Ring Party Only)* 4-Party Semiselective Multiparty Divided Code Regular PBX Stations 750A and 755A Keyless Stations	634BC 684BC
	*No message rate or tip-party identification can be provided for party-on-tip stations. Use only where the additional pair (R and Y) is not required in the Sub. Set.	
TABLE D	Class of Service	Sub. Set
	Individual Lines 2-Party Flat Rate* 2-Party Message Rate (Manual and Dial Ring Party Only)* 4-Party Semiselective Multiparty Divided Code Regular PBX Stations 750A and 755A Keyless Stations	634CE
	*No message rate or tip-party identification can be provided for party-on-tip stations. Use only where the additional pair (R and Y) is not required in the Sub. Set.	

3.00 CIRCUIT DIAGRAMS



3.01 The 213-type set is arranged for, but not equipped with, a 61M filter for radio-frequency suppression. When this filter is required, remove the dial cord between Y of the dial and BK of the switchhook and connect filter as shown in Fig. 7.

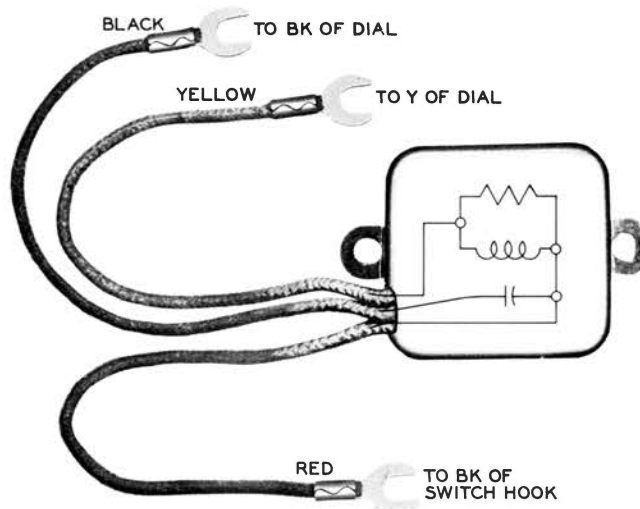
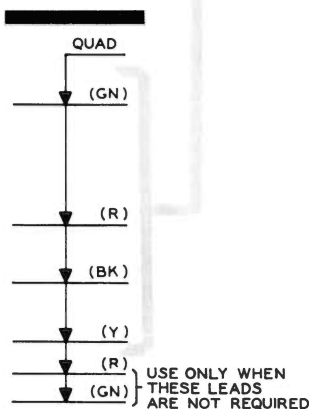
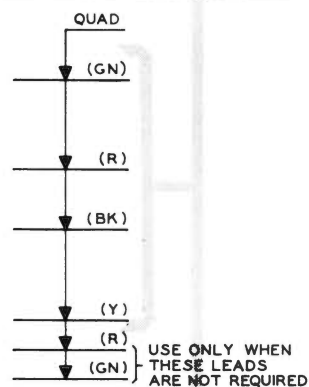


FIG. 7—61M FILTER CONNECTIONS