

HAND TELEPHONE SETS — 202A, B, C, D

DESK TYPE — COMMON BATTERY — CONNECTIONS WITH INDUCTION COIL TYPE SUBSCRIBER SETS

1.00 INTRODUCTION

This section covers the combination of apparatus, circuit diagrams, and connections for the 202A, B, C, and D desk-type hand telephone sets when used with induction coil type subscriber sets for manual or dial common battery service.



FIG. 1—202-TYPE MANUAL



FIG. 2—202-TYPE DIAL

2.00 GENERAL

2.01 The 202A, B, C and D types may be used for all classes of service except in dial central offices where the party-on-tip station of 2-party service requires a message rate or tip party identification feature.

2.02 The 202B and D are the same as the 202C with the exception of the type of dial number plate furnished. The 202C has the standard dial number plate with black letters and red numerals.

TABLE A—COMBINATION OF APPARATUS

Hand Tel. Set Code	Components				
	Handset	Handset Mounting	Dial or Apparatus Blank	Mounting Cord	Handset Cord
202A-3E (As furnished)	E1E-3	D1-3	50J-3 94A-3	D4	H-3
202A-3F (As furnished)	F1A-3 F1G-3				
202A-3F (Modified)	F4A-3				
202C-3E (As furnished)	E1E-3		4H or 5H		
202C-3F (As furnished)	F1A-3		5H or 6A		
202C-3F (Modified)	F4A-3 F1G-3		5H or 6A		

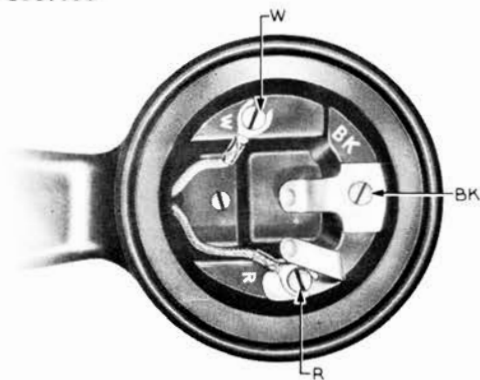


FIG. 3—F1- AND F4-TYPE HANDSET

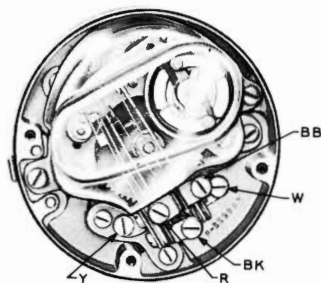


FIG. 4—6A-TYPE DIAL

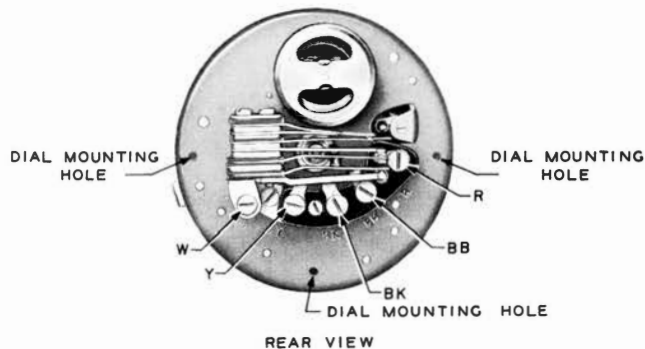


FIG. 5—5H-TYPE DIAL

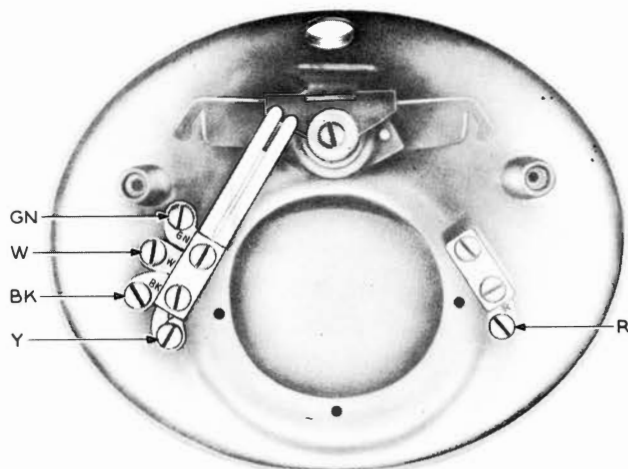
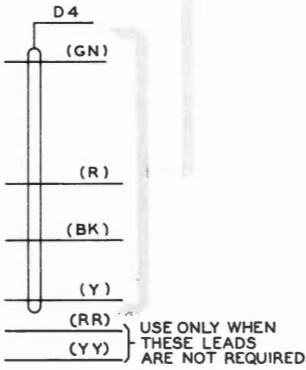
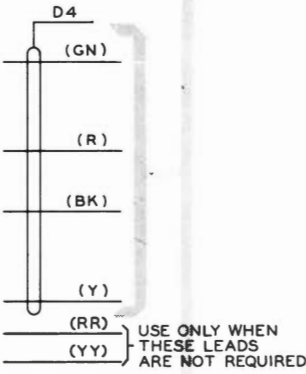
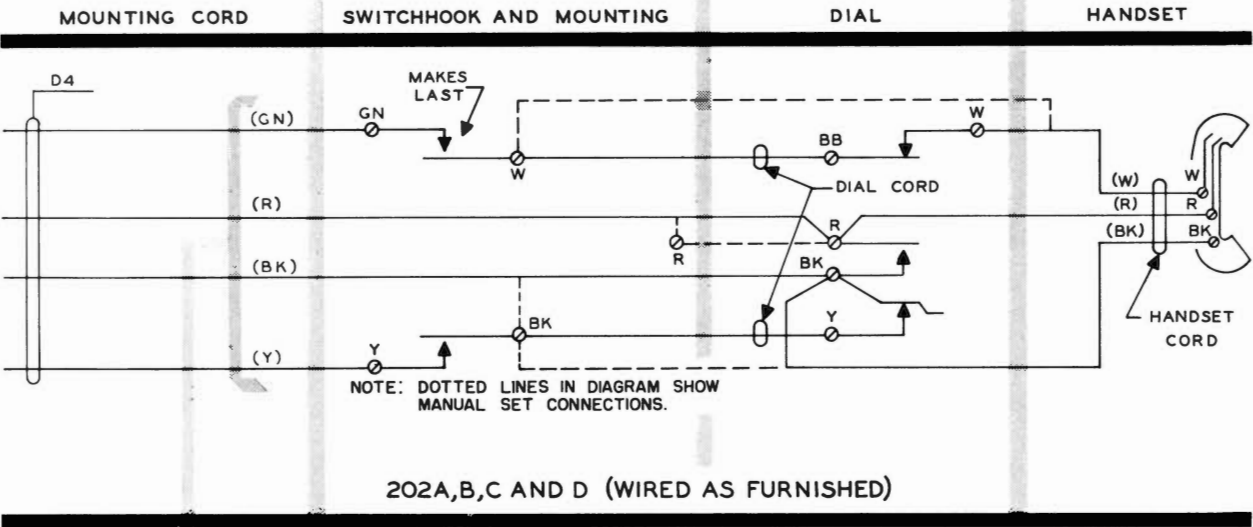


FIG. 6—D1-TYPE HANDSET MOUNTING

ASSOCIATED APPARATUS

TABLE B	Class of Service	Sub. Set
	Individual Lines* 2-Party Flat Rate 2-Party Message Rate (Manual and Dial Ring Party Only)* 4-Party Semiselective Multiparty Divided Code Regular PBX Stations 750A and 755A Keyless Stations	634A, BA 684A, BA
	4-Party Full Selective 8-Party Semiselective	634AT
*No message rate or tip party identification can be provided for party-on-tip stations.		
TABLE C	Class of Service	Sub. Set
	Individual Lines 2-Party Flat Rate* 2-Party Message Rate (Manual and Dial Ring Party Only)* 4-Party Semiselective Multiparty Divided Code Regular PBX Stations 750A and 755A Keyless Stations	634BC 684BC
	*No message rate or tip party identification can be provided for party-on-tip stations. Use only where the additional pair (R and Y) is not required in the subscriber set.	
TABLE D	Class of Service	Sub. Set
	Individual Lines 2-Party Flat Rate* 2-Party Message Rate (Manual and Dial Ring Party Only)* 4-Party Semiselective Multiparty Divided Code Regular PBX Stations 750A and 755A Keyless Stations	634CE
	*No message rate or tip party identification can be provided for party-on-tip stations. Use only where the additional pair (R and Y) is not required in the subscriber set.	

3.00 CIRCUIT DIAGRAMS



3.01 The 202-type set is arranged for, but not equipped with, a 61N filter for radio-frequency suppression. When this filter is required, remove the dial cord between Y of the dial and BK of the switchhook and connect filter as shown in Fig. 7.

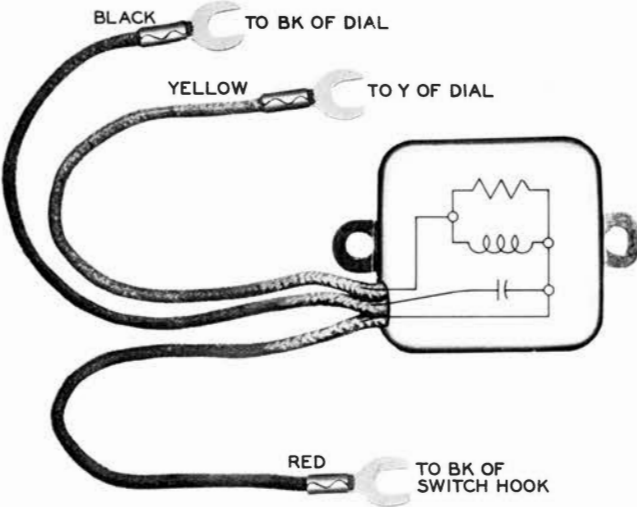


FIG. 7—61N FILTER CONNECTIONS