

STROMBERG- CARLSON



TELEPHONE EQUIPMENT CATALOG

STROMBERG-CARLSON

Telephones



For over sixty-five years the independent industry has relied on Stromberg-Carlson telephones. They are found in modern skyscrapers and underground mines; in city apartments and suburban homes. The complete line includes common battery-dial or manual telephones for either desk or wall; multi-line instruments and special purpose phones; and magneto and iron-clad telephones.

All of the above instruments are described together with ordering information and replacement parts, in this section of the Stromberg-Carlson Telephone Catalog. Additional information may be obtained from the nearest Stromberg-Carlson branch office in Rochester, Chicago, Burlingame, Kansas City, and Atlanta.

TELEPHONES

	Page
Bell Boxes	
1561	127
1261	85
Button-Buzzer Assembly	80
Desk Set Boxes	
1460 and 1560	125
1260	85
Dials	
"C" Series	105
"D" Series	109
"DEL" Series	9
Gai-Phone	79
Handsets	
20, 21, 22, 23 and 24	95
26	97
27	98
31	100
34	6
Hands-Free Telephone	79
Receiver-Amplifier (RA-1000)	80
Ringers	
35 Polarized Ringer	112
61 and 65 Polarized Biased Ringers	113
62 Harmonic Ringers	114
65 Polarized Ringers	115
71 Straight Line Ringers	117
72 Harmonic Ringers	119
73 Harmonic Ringers	121
74 Straight Line Ringers	122
1600 Ringers	11

	Page
Telephone Instruments	
1600 Series Telephones	
1600-W Petite	5
1500 Series Telephones	
1532, 1533, 1534 & M Suspended Type Handset Telephones	57
1533 MK Suspended Type Handset Telephones	59
1543	21
1543-W	15
2-1543	21
2-1543-W	19
1544	25
1553-W	29
1573-W	33
1574-W	39
1575-W	43
1576-W	51
1400 Series Telephones	
1443	83
2-1443	83
1444	83
1447	83
1200 Series Telephones	
1232, 1233, 1234 & M Suspended Type Handset Telephones	90
1233 MK Suspended Type Handset Telephones	92
1243-W	85
2-1243-W	85
1244	85
2-1244	85
1247	85
1248-W, 1258-W & 1268 Magneto Telephones and Desk Set Boxes	73
1270, 1271 & 1272 Convenience Telephones	77
Ironclad Weatherproof & Weather Resistant Telephones	
950D & DD	63
950C & BY	65
890I & L	69
Terminal Boxes	
90A	129
96A, 96B and 96C	131

The *Petite* phone — 1600-W TELEPHONE



The 1600-W Telephone, the *Petite* phone, is a compact, extension type instrument, with the same high efficiency transmission and reception qualities as found in the 1500-W Series Telephone. The *Petite* phone can be used as an extension or as a main station instrument when a wall mounted ringer is added. These telephones are available in five decorator colors with matching "soft-pull" retractile cords and line cords.

The *Petite* phone contains a built-in dial light that glows softly when the handset is on the cradle. The light shines brightly when the handset is removed for ease in dialing. A selector switch, located at the rear of the phone, may be used to turn off the glow light. However, even when the switch is in the off position, the light still will shine brilliantly when the handset is lifted.

Features

HOUSING—The housing is molded of tough thermoplastic material and is only slightly larger than the handset. Convenient finger grips are molded into the housing, front and rear. The available colors are: white, beige, blue, pink and turquoise. Two captive screws hold the housing to the base.

HOOKSWITCH—The hookswitch used in the 1600-W Telephones requires no adjustment. The contact springs are so arranged and wired that clicks are eliminated in the receiver whenever the transmitter cuts in. The clear, thermoplastic button-type plungers are held in the housing by plunger stops.

HANDSET—The handset is identical with the high efficiency handsets used in the 1500 Series Telephones. It incorporates the same transmitter and receiver capsules. The handset employs a three conductor, "soft-pull," small diameter retractile cord.

As in previous models, the transmitter is non-positional. Once dropped into place, the transmitter capsule is held there by the mouthpiece cap.

The receiver capsule is attached to the handset cord via screw terminals on the capsule. Once placed in the receiver cavity, it is held by the receiver cap.

DIAL—The dial face is clear plastic over a translucent lens. Light from a bulb mounted in the base will shine through the dial face. This makes the phone easily visible at night or when the phone is in a darkened room. When the handset is lifted, the intensity of the light increases to full brilliancy.

The clear plastic finger wheel has tapered holes which add comfort to dialing. The clear plastic also adds to the luminosity of the dial when the lamp is on.

The dial mechanism is the same as that used in the 1500 Series Telephones.

LAMP—Both the lamp and lamp socket are mounted on the base of the telephone. They can be removed through the underside of the base without detaching the housing. The lamp is a standard flashlight type that operates on 6 to 8 volts AC.

A selector switch, at the rear of the telephone, controls the on-off (dim only) operation of the lamp when handset is on the cradle. When the phone is in the "Off-Hook" condition, the lamp will always be bright.

TRANSFORMER—A plug-in type transformer ($1\frac{3}{4}$ " high x $1\frac{1}{8}$ " wide x $1\frac{1}{8}$ " deep) must be employed to operate the lamp. This transformer is designed to fit standard house receptacles, and is Underwriters' Laboratory approved.

BASE—All of the componentry is mounted on the aluminum base plate. The network and dial are screw mounted, all other parts are riveted. This permits replacement of the network and easy adjustments or repair on the dial when needed.

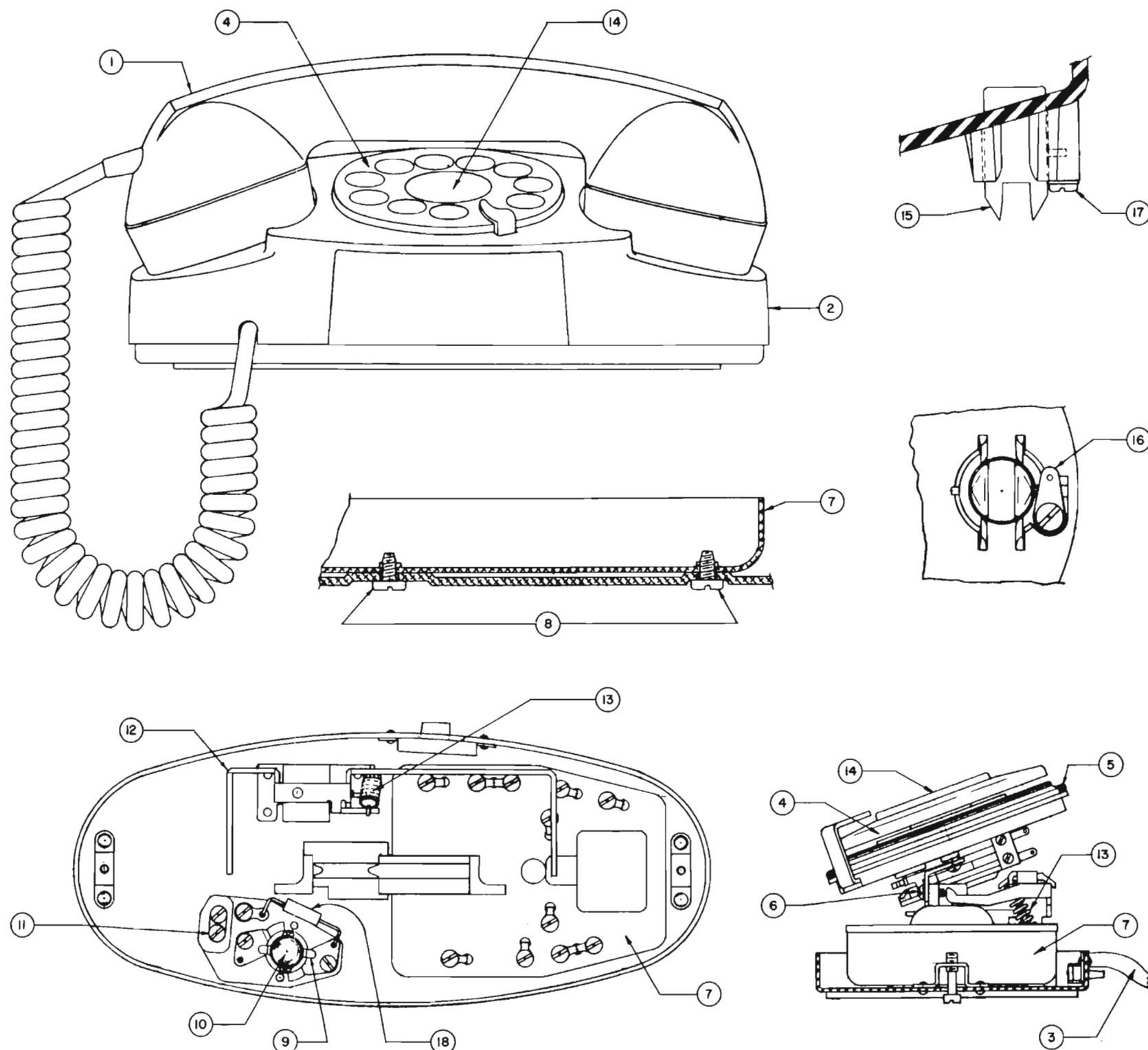
RINGERS—A 1660 Series of ringers have been designed for use with the 1600-W Telephones. The ringer is mounted in a separate, molded, ringer box which measures $5\frac{3}{4}$ " long x $3\frac{1}{4}$ " wide and $1\frac{1}{8}$ " deep.

A toggle protrudes from the side of the box that controls the volume (low or high) of the ringer sound.

Ringers are available for all types of signaling: straight line, harmonic, synchromonic, decimonic, and superimposed. When the *Petite* phone is ordered without ringer (for use as an extension phone) a 17-A Terminal Block must be used. When ordered with a ringer, terminations are completed in the ringer box, eliminating the need of a separate terminal block.

STROMBERG-CARLSON

1600-W TELEPHONE



1600-W TELEPHONE

ORDERING INFORMATION

COMPLETE TELEPHONES—Use stock numbers at the top of chart. Code D following stock number designates Dial.

RINGERS—Available in straight line and all standard tuned frequencies. See pages 10, 11 and 12 for ordering information. When telephone is ordered without ringer, a 17-A Wall Terminal Block is required (see item 19 in chart).

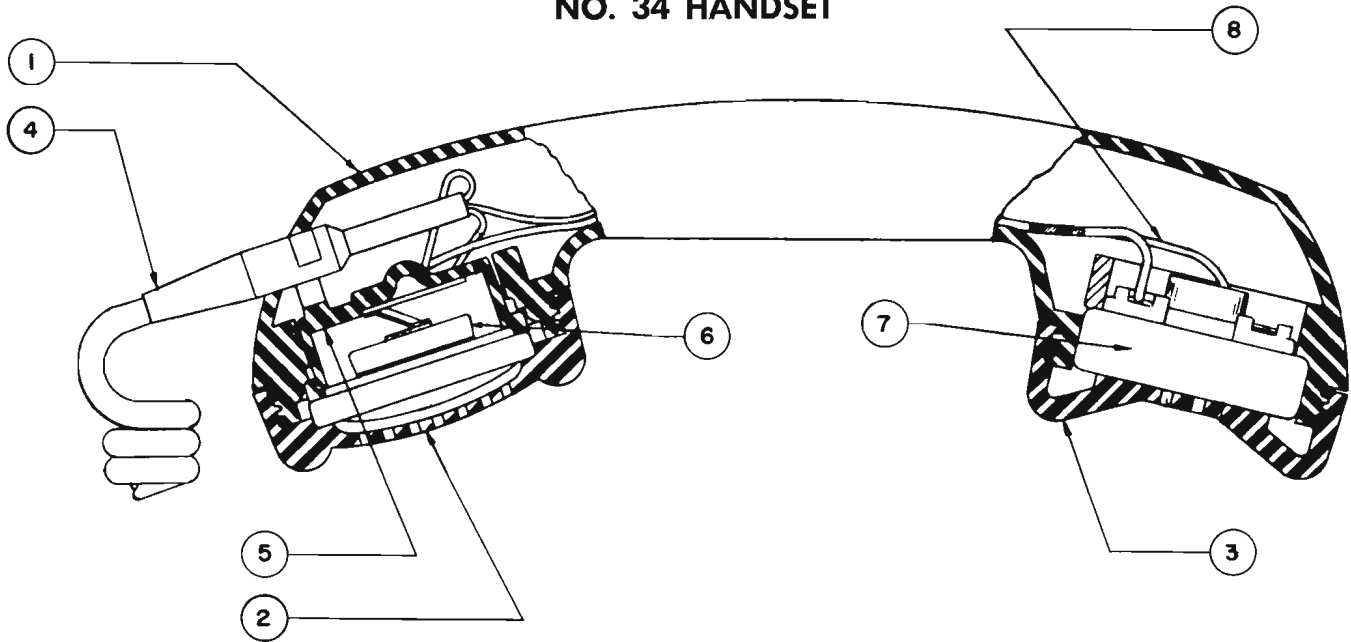
Where dial light feature is required order 6 Volt plug-in Transformer (see item 20 in chart).

REPLACEMENT PARTS—The available replacement parts for 1600-W Telephones are shown in the chart. For breakdown of major assemblies (dial, ringer, handset) see specific page as referenced in the remarks column.

200794-715	D	Turquoise
200794-714	D	Sand Beige
200794-712	D	Rose Pink
200794-711	D	Aqua Blue
200794-710	D	White

						REPLACEMENT PIECE PARTS LIST		
NO.	PARTS	REQ'D.	ITEM	STOCK NO.	DESCRIPTION	REMARKS		
			1		#34 HANDSET ASSEMBLY	See page 6		
		1		200733-310	White			
		1		200733-311	Aqua Blue			
		1		200733-312	Rose Pink			
	1			200733-314	Sand Beige			
1				200733-315	Turquoise			
			2		HOUSING ASSEMBLY			
		1		303936-110	White			
		1		303936-111	Aqua Blue			
		1		303936-112	Rose Pink			
	1			303936-114	Sand Beige			
1				303936-115	Turquoise			
			3		LINE CORD (WDV-4P)	4 conductor, vinyl plastic covered		
		1		200315-410	White			
		1		200315-411	Aqua Blue			
		1		200315-412	Rose Pink			
	1			200315-414	Sand Beige			
1				200315-415	Turquoise			
1	1	1	1	1	4	202135-141	DIAL ASSEMBLY (DEL-409)	See pages 7, 8 and 9
1	1	1	1	1	5	202136-356	GASKET ASSEMBLY	
2	2	2	2	2	6	540135-346	#6-32 x 5/16" B.H.I.M.S.	Dial mounting screws
1	1	1	1	1	7	202136-076	NETWORK & CAN ASSEMBLY	
3	3	3	3	3	8	540379-264	#4 x 3/16" SELF TAPPING PAN HEAD SCREW	Network & can assem. mtg. screws
1	1	1	1	1	9	200285-099	LAMPSOCKET ASSEMBLY	Removable from bottom
1	1	1	1	1	10	200162-029	LAMP	#GE 46 bulb or equivalent
5	5	5	5	5	11	540135-265	#4-40 x 1/4" PAN H.I.M.S.	Terminal screws for lamp assembly
1	1	1	1	1	12	202135-496	OPERATING LEVER ASSEMBLY	
1	1	1	1	1	13	300971-061	SPRING	Connects to operating lever
1	1	1	1	1	14	204785-012	STA. No. CARD PKG. ASSEMBLY	
2	2	2	2	2	15	202135-156	PLUNGER ASSEMBLY	
2	2	2	2	2	16	540035-007	PLUNGER STOP	
2	2	2	2	2	17	540690-267	#4-24 x 3/8" PAN HEAD SCREW	Used to hold plunger stop
1	1	1	1	1	18	554004-270	RESISTOR	1 watt, 27 ohm
					19	202300-106	TERMINAL BLOCK ASSEMBLY (17-A)	For wall connection without ringer
					20	897537-000	TRANSFORMER (6 volt)	For use with dial light feature
					21		1660 RINGER ASSEMBLY	See pages 10, 11 and 12

NO. 34 HANDSET



ORDERING INFORMATION

COMPLETE HANDSETS—Use stock numbers at the top of chart.

REPLACEMENT PARTS—The available replacement parts for the #34 Handset are shown in the chart.

200733-315 Turquoise
200733-314 Sand Beige
200733-312 Rose Pink
200733-311 Aqua Blue
200733-310 White

REPLACEMENT PIECE PARTS LIST

NO.	PARTS	REQ'D.	ITEM	STOCK NO.	DESCRIPTION	REMARKS
			1		HANDLE	
		1		303100-610	White	
		1		303100-611	Aqua Blue	
		1		303100-612	Rose Pink	
	1			303100-614	Sand Beige	
	1			303100-615	Turquoise	
			2		TRANSMITTER CAP	
		1		303110-610	White	
		1		303110-611	Aqua Blue	
		1		303110-612	Rose Pink	
	1			303110-614	Sand Beige	
	1			303110-615	Turquoise	
			3		RECEIVER CAP	
		1		303105-610	White	
		1		303105-611	Aqua Blue	
		1		303105-612	Rose Pink	
	1			303105-614	Sand Beige	
	1			303105-615	Turquoise	
			4		HANDSET CORD (PCK-3P)	3 cond., plastic covered, retractile
		1		200305-810	White	
		1		200305-811	Aqua Blue	
		1		200305-812	Rose Pink	
	1			200305-814	Sand Beige	
	1			200305-815	Turquoise	
1	1	1	5	212423-000	TRANSMITTER CUP ASSEMBLY	
1	1	1	6	211969-000	TRANSMITTER ASSEMBLY	
1	1	1	7	211881-000	RECEIVER ASSEMBLY	
1	1	1	8	210270-000	T-I-K CORD (9" RED)	

STROMBERG-CARLSON

DEL-409 DIAL




The DEL-409 Dial is used exclusively with the 1600-W Telephone. The dial face is of clear plastic over a translucent lens. Light from a bulb mounted in the base of the telephone will shine through the dial face. This makes the phone easily visible at night or in a darkened room.

The clear plastic finger wheel has tapered holes which add comfort to dialing. The clear plastic also adds to the luminosity of the dial when the lamp is on.

The dial mechanism is the same as that used in other Series "D" dials. All cable leads are soldered to the impulse springs at the factory. A bracket is attached to the rear of the dial for easy mounting to the phone.

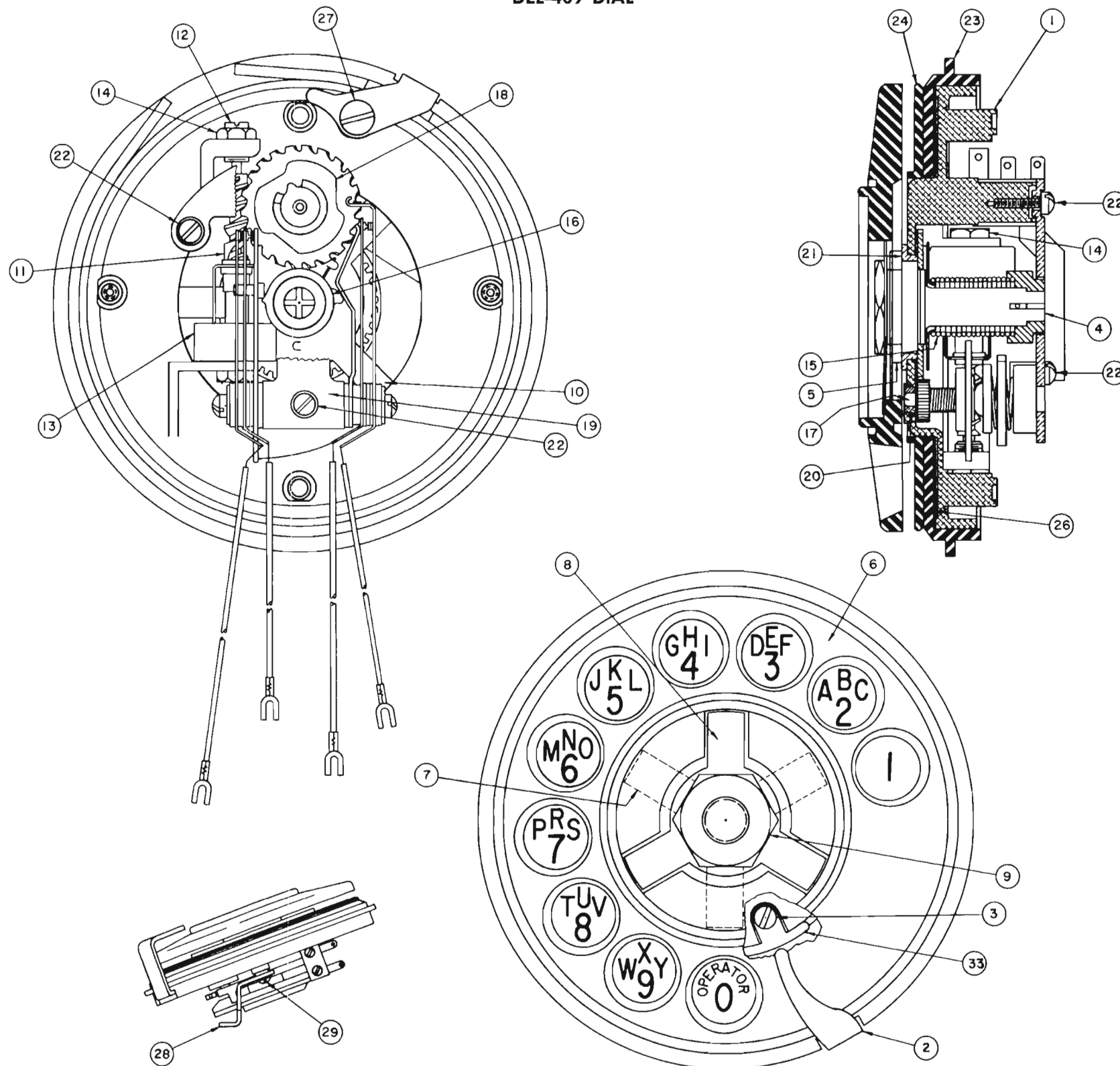
Dial adjustments can be easily made. Simply loosen the screws that hold the dial bracket to the mounting and remove the dial. There are no covers to remove so that adjustments can be made quickly and without interference.

Ordering information of complete dials and piece parts, together with drawings, are shown on the following pages. However, it is a factory recommended practice that the complete dial be returned for major mechanism repair.




STROMBERG-CARLSON

DEL-409 DIAL



DEL-409 DIAL



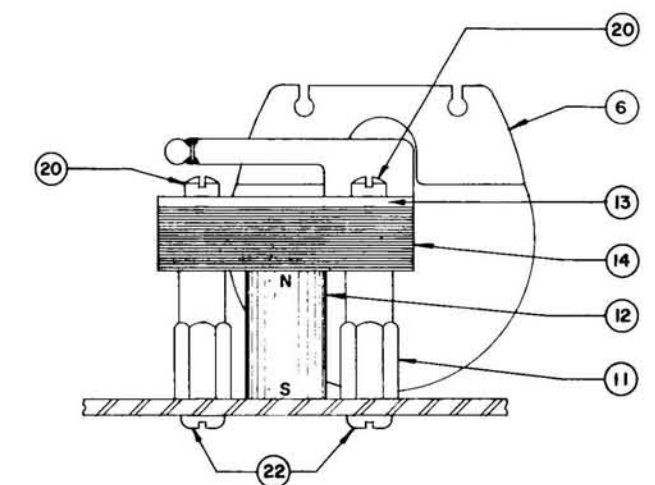
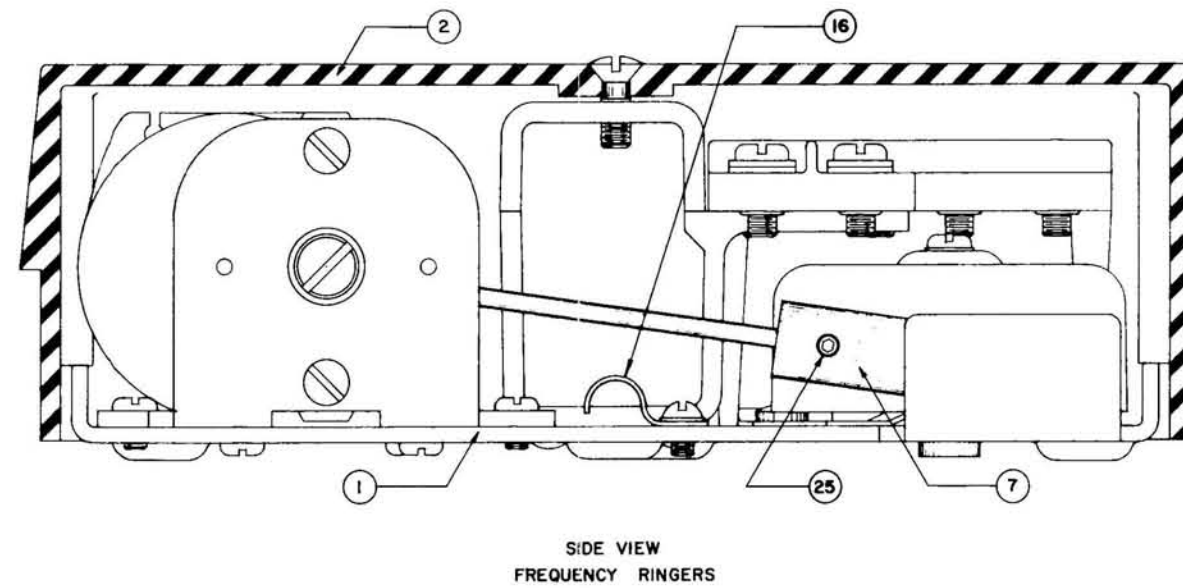
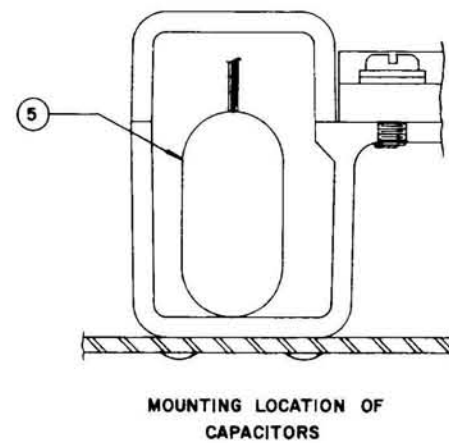
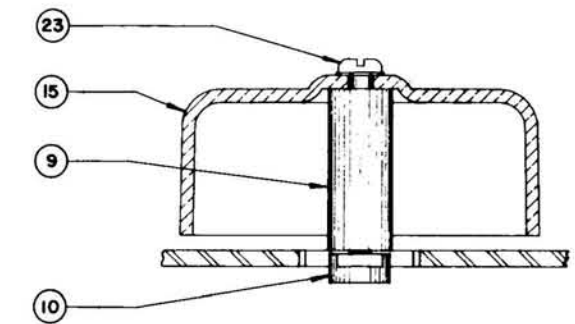
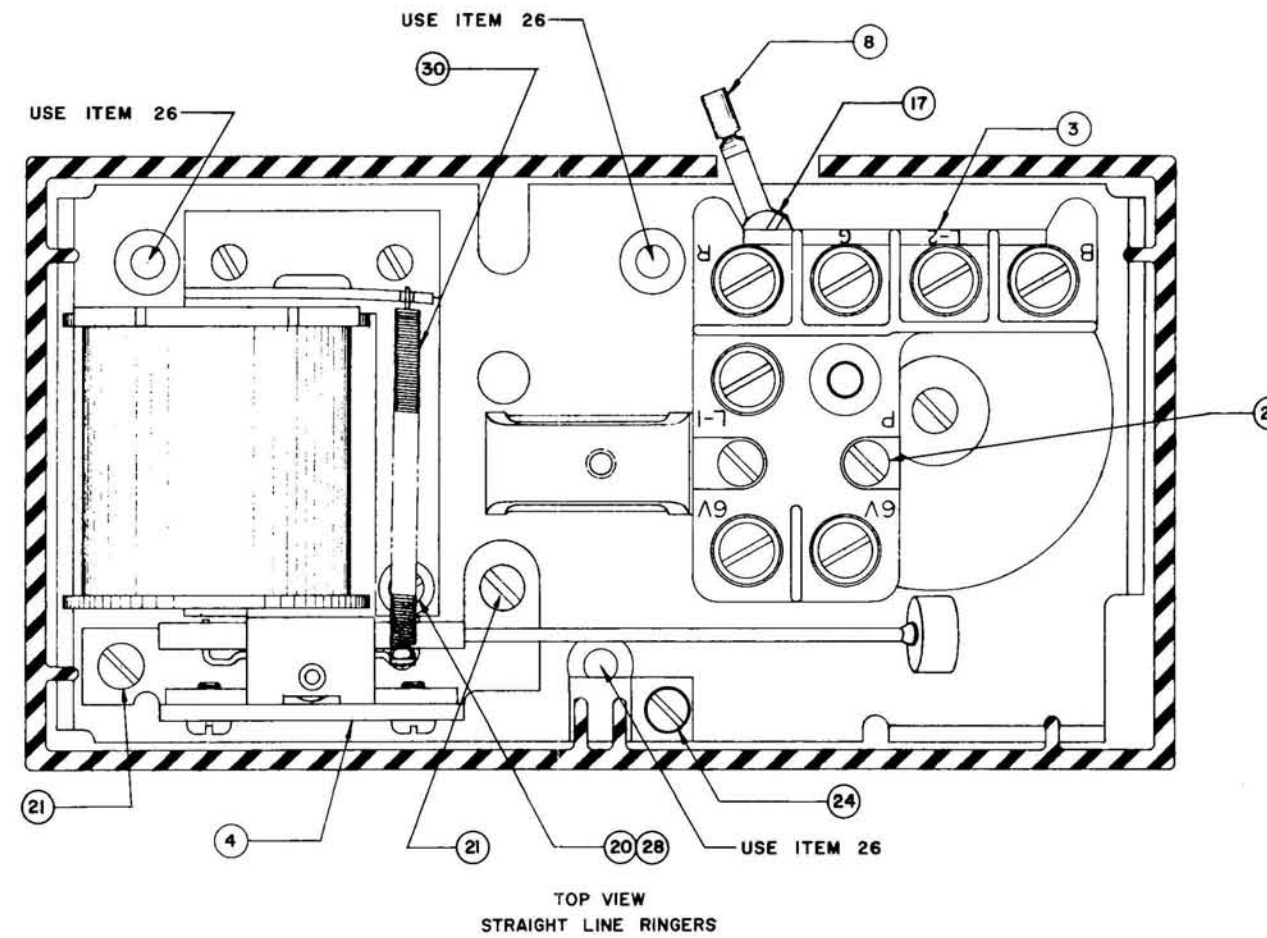
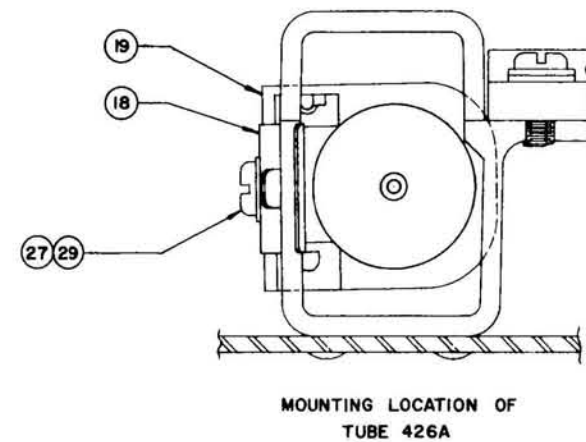
ORDERING INFORMATION

COMPLETE DIAL—Use stock number at the top of chart.

REPLACEMENT PARTS—The available replacement parts for the DEL-409 Dial are shown in the chart. However, it is a factory recommended practice that the complete dial be returned for major mechanism repair.

					REPLACEMENT PIECE PARTS LIST			
NO. PARTS REQ'D.					ITEM	STOCK NO.	DESCRIPTION	REMARKS
				1	1	300000-171	DIAL FRONT	
				1	2	300000-181	FINGER STOP	
				2	3	540138-214	#3-48 x 3/16" R.H.I.M. SCREW	Used with item 25
				1	4	213056-000	SPUR GEAR & SHAFT ASSEMBLY	
				1	5	300000-011	STOP WASHER	
				1	6	300000-091	FINGER WHEEL	Clear plastic
				1	7	300000-041	CLAMPING SPRING	Bottom
				1	8	300000-051	CLAMPING SPRING	Top
				1	9	49814-000	NUT	Holds finger wheel on item 4
				1	10	213059-000	SPRING ANCHOR	
				1	11	212924-000	WORM SHAFT ASSEMBLY	
				1	12	213490-000	WORM SHAFT BEARING	
				1	13	49780-000	CUP & BEARING ASSEMBLY	
				2	14	8927-000	NUT	Used to secure items 11, 12 & 13
				1	15	213070-000	POWER SPRING	
				1	16	213057-000	COMBINATION CAM	
				1	17	213069-000	PINION SHAFT ASSEMBLY	
				1	18	216947-000	IMPULSE CAM ASSEMBLY	
				1	19	200280-129	DIAL SPRING ASSEM. "E" COMB.	
				1	20	49804-000	FRONT BEARING	Used with item 17
				1	21	49779-000	BEARING	Used with item 4
				2	22	501220-000	#3-48 x 1/4" B.H.B.M. SCREW	
				1	23	300000-221	LENS	
				1	24	300000-211	NUMBER PLATE	
				2	25	300000-201	CLIP	Used with number plate & item 3
				1	26	300000-191	PAPER RING	
				1	27	515273-000	#4-36 x 1/4" B.H.I.M. SCREW	Holds finger stop in position
				1	28	300000-231	DIAL BRACKET	
				2	29	213624-000	#4-36 x 3/8" B.H.I.M. SCREW (SEMS)	Holds item 28 to assembly

NO. 1660 RINGERS



NO. 1660 RINGERS



A 1660 Series of ringers have been designed for use with the 1600-W Telephones. These ringers are mounted in separate, molded, ringer boxes that measure 5¼" long x 3¼" wide x 1½" deep.

The ringer box is ivory colored and contains, besides the ringer and gong, terminals for the line cord and station wire. Such an arrangement eliminates the need for separate terminal blocks normally required with each telephone. A toggle protrudes from the side of the box and controls the volume (high or low) of the ringer sound.

Ringers are available for all types of signaling: straight line, harmonic, synchrononic, decimonic, and super-imposed. All ringers have a neoprene bumper attached to the case which shortens the reed travel, thereby prolonging the life of the reed.

Provision is made to mount a ringing tube when super-imposed signaling is used.

Ordering information of complete ringers and piece parts, together with drawings, are shown on the following pages. However, it is a factory recommended practice that the complete ringer be returned for major mechanism repair.

ORDERING INFORMATION

COMPLETE RINGERS—Use stock numbers at the top of chart. The code letters and frequencies are shown for reference only.

REPLACEMENT PARTS—The available replacement parts for 1660 Type Ringers are shown in the chart. However, it is a factory recommended practice that the complete ringer be returned for major mechanism repair.

STROMBERG-CARLSON

5TL	200075-122
5TL	200075-177
5TL	200075-188
60 ~	200075-160
40 ~	200075-140
20 ~	200075-120
66 ~	200075-166
54 ~	200075-154
42 ~	200075-142
30 ~	200075-130
68 3/8 ~	200075-116
50 ~	200075-167
32 1/2 ~	200075-150
25 ~	200075-133
16 3/8 ~	200075-125
	200075-117

ORDERING INFORMATION

COMPLETE RINGERS—Use stock numbers at the top of chart. The code letters and frequencies are shown for reference only.

REPLACEMENT PARTS—The available replacement parts for 1660 Type Ringers are shown in the chart. However, it is a factory recommended practice that the complete ringer be returned for major mechanism repair.

REPLACEMENT PIECE PARTS LIST																			
NUMBER OF PARTS REQUIRED																			
BT	B	A	J	Q	I	P	M	L	K	R	H	G	F	N	E	ITEM	STOCK NO.	DESCRIPTION	REMARKS
1	1	1	1	1	1	1	1	1	1	1	1	1	1	1	1	1	202135-656	BASE ASSEMBLY	
1	1	1	1	1	1	1	1	1	1	1	1	1	1	1	1		303470-206	COVER & SCREW ASSEMBLY	Ivory colored
1	1	1	1	1	1	1	1	1	1	1	1	1	1	1	1		202135-646	TERMINAL BOARD ASSEMBLY	
																		ARMATURE ASSEMBLY	
					1					1					1	5	202135-676		
				1				1	1				1	1			202135-686		
			1									1					202135-696		
					1	1											202135-706		
										1							202136-986		
1	1	1															202135-666		
			1	1		1	1	1			1	1					202858-455	.15 mfd.	
									1				1				202858-465	.22 mfd.	
		1												1		6	202858-475	.47 mfd.	
	1				1					1					1		202858-665	1.0 mfd.	
																		COIL ASSEMBLY	
		1		1	1			1	1	1			1	1	1		219349-000	5900 ohms	
1	1		1			1					1						219350-000	2050 ohms	
						1						1					219351-000	3670 ohms	

Continued on Page 12a

NO. 1660 RINGERS

STL	200075-122
STL	200075-177
STL	200075-188
60 ~	200075-160
40 ~	200075-140
20 ~	200075-120
66 ~	200075-166
54 ~	200075-154
42 ~	200075-142
30 ~	200075-130
16 ~	200075-116
66 1/3 ~	200075-167
50 ~	200075-150
33 1/3 ~	200075-133
25 ~	200075-125
16 1/3 ~	200075-117

ORDERING INFORMATION

COMPLETE RINGERS—Use stock numbers at the top of chart. The code letters and frequencies are shown for reference only.

REPLACEMENT PARTS—The available replacement parts for 1660 Type Ringers are shown in the chart. However, it is a factory recommended practice that the complete ringer be returned for major mechanism repair.

NUMBER OF PARTS REQUIRED																REPLACEMENT PIECE PARTS LIST			
BT	B	A	J	Q	I	P	M	L	K	R	H	G	F	N	E	ITEM	STOCK NO.	DESCRIPTION	REMARKS
										1						7		WEIGHTS	
															1		207719-000		
																	207720-000		
					1										1		207721-000		
									1								207722-000		
															1		207723-000		
				1								1					207724-000		
							1	1									207726-000		
			1								1						207727-000		
1	1	1	1	1	1	1	1	1	1	1	1	1	1	1	1	8	302854-991	BELL LEVER	Loudness control
1	1	1	1	1	1	1	1	1	1	1	1	1	1	1	1	9	302854-981	STAND OFF	
1	1	1	1	1	1	1	1	1	1	1	1	1	1	1	1	10	302855-821	NUT	Used w/item 23 secures gong to base
3	3	3	3	3	3	3	3	3	3	3	3	3	3	3	3	11	207696-000	POST	
1	1	1	1	1	1	1	1	1	1	1	1	1	1	1	1	12	207697-000	MAGNET	
																13		MAGNET CLAMP	
			1	1	1	1	1	1	1	1	1	1	1	1	1		207693-000		Used on frequency ringers
1	1	1															207765-000		Used on straight line ringers
20	20	20	20	20	20	20	20	20	20	20	20	20	20	20	20	14	207666-000	LAMINATION	
1	1	1	1	1	1	1	1	1	1	1	1	1	1	1	1	15	28569-000	GONG (HI)	
1	1	1	1	1	1	1	1	1	1	1	1	1	1	1	1	16	203052-000	CORD CLAMP	
1	1	1	1	1	1	1	1	1	1	1	1	1	1	1	1	17	200182-000	SCREW — SPECIAL	Used to hold loudness control lever
1																18	302855-041	CLIP	Used for mounting item 19
1																19	208252-000	TUBE ASSEMBLY (426-A)	
3	3	3	3	3	3	3	3	3	3	3	3	3	3	3	3	20	540157-289	#4—48 N.F. x ½" FIL. H.I.M. SCREW	
4	4	4	4	4	4	4	4	4	4	4	4	4	4	4	4	21	540135-284	#4—48 N.F. x ⅜" PAN H.I.M. SCREW	Secures items 3 & 4 to base assembly
3	3	3	3	3	3	3	3	3	3	3	3	3	3	3	3	22	540135-285	#4—48 N.F. x ¼" PAN H.I.M. SCREW	Secures item 11 to base assembly
1	1	1	1	1	1	1	1	1	1	1	1	1	1	1	1	23	540383-294	#4—48 N.F. x 1" PAN H.I.M. SCREW (SEMS)	Secures gong to base with item 10
1	1	1	1	1	1	1	1	1	1	1	1	1	1	1	1	24	540386-284	#4—48 N.F. x ⅜" R.H.I.M. SCREW (SEMS)	Secures item 18 to base assembly
			1	1	1	1	1	1	1	1	1	1	1	1	1	25	540313-283	#4—48 N.F. x ⅛" HEX. SOC. I SETSCREW	
3	3	3	3	3	3	3	3	3	3	3	3	3	3	3	3	26	540691-214	#8 x 1" R.H.I. SELF TAPPING SCREW	For wall mounting
1																27	540362-347	#6—32 N.C. ⅜" PAN H.I. SELF TPG. SCREW	Used for mtg. of 426-A tube assem.
1	1	1	1	1	1	1	1	1	1	1	1	1	1	1	1	28	540061-307	#4 SHAKEPROOF WASHER	
1																29	540062-312	#6 SHAKEPROOF WASHER	Used with item 27
1	1	1														30	207766-000	SPRING (BIAS)	

1543-W TELEPHONES



The 1543-W Telephones are the standard models in the 1500 Series. They are available for either manual or dial operation. Dial blanks and adapters are furnished as standard equipment unless the instruments are ordered equipped with dials. The 1543-W Telephones may be equipped with tuned frequency or straight line ringers. When desired, the 1543-W Telephone will be furnished with a two-step hookswitch. Provision can be made to include ringing tubes.

THE HOUSING—The housing for the 1500 Series Telephones is made from a tough thermoplastic. This material has been chosen because of its light weight, its great strength, and its ability to retain its lustre. All operating components of the telephone are conveniently mounted on the base, thereby allowing the housing to serve its proper function—that of a cover only.

THE HANDSET—The handset accentuates the flowing lines of the housing to achieve the perfect combination in modern design. Transmission is improved by the simple expedient of bringing the mouthpiece closer to the subscriber's lips.

The transmitter capsule has a long life brought about by the use of new age-stabilized carbon in the capsule. As in the previous models, the transmitter capsule is non-positional; connection is established through precious metal spring contacts. Once dropped into place, it is held firmly by the mouthpiece.

The receiver capsule in the 1500 Series is connected by screws to the spade terminals of two cords running through the handle of the handset. After connection, the receiver is held rigidly by the earcap.

THE DIAL—The dial with the clear plastic fingerwheel and extended number plate adds beauty and practicality to the 1500 Series Telephones. On the extended number plate, the letters and digits are located outside the periphery of the fingerwheel. This provides greater visibility and, at the same time, keeps the letters and digits from being scratched or marred during dialing.

THE RINGER—The 1543-W Telephones use single coil, high impedance ringers which are advantageous on heavily loaded lines. The ringing capacitor is mounted on the ringer base, thus making it an integral part of the ringer assembly. Perfectly mated ringers and capacitors can be replaced as a unit.

Ringers are available in four groups—Straight Line, Harmonic, Synchronic, and Decimonic. Provision is made for including standard ringing tubes, employed in superimposed ringing systems.

THE HOOKSWITCH—The hookswitch in the 1500 Series Telephones operates without any complicated linkages and is completely independent of the housing. The precious metal twin contacts are protected by a transparent dust cover. A separate coil spring restores the hookswitch.

TWO-STEP HOOKSWITCH—The two-step hookswitch is also available in the 1543-W Telephones. Known as the "Farmer's Friend," this arrangement allows a subscriber to monitor his own line to determine if it is busy, without connecting his transmitter to the line. This has the further advantage in dial systems of permitting a party line subscriber to determine if the line is free without mutilating the dial pulses of a call already in progress.

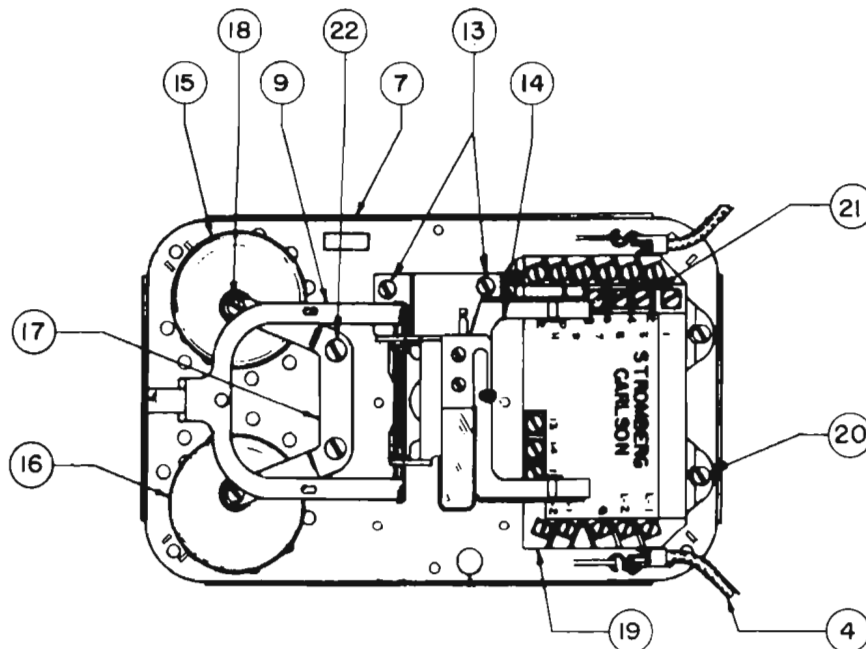
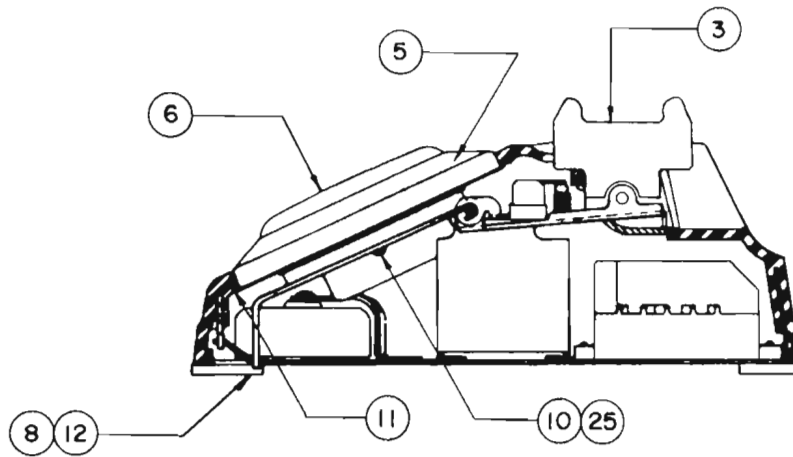
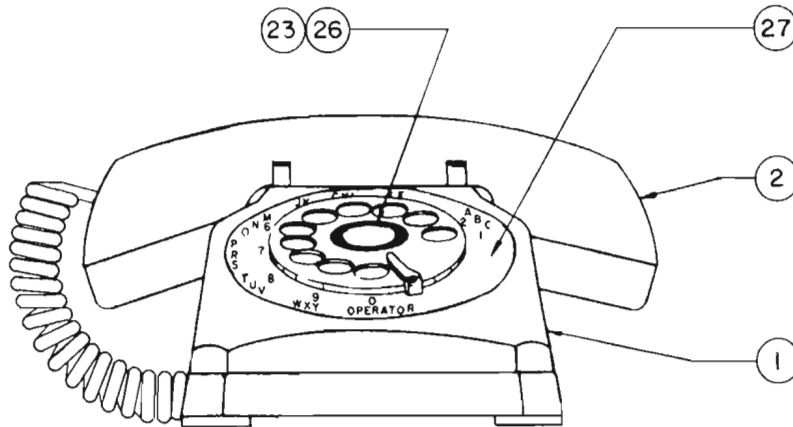
THE CONNECTING BLOCK—The No. 17A connecting block is used on all but the multi-line telephones. Designations "R," "G," "Y," and "B" are clearly marked on the base. Openings are provided for interconnecting the line and stations, for bringing line cord and station wires through the cover, and for bringing station wires through the back of the block. Mounting screws are included in the assembly.

NETWORK—In addition to the normal induction coil and capacitors provided in all telephones, the 1543-W network contains fully automatic equalization elements acting as a progressively variable volume limiter—balancing the level in accordance with changes in the loop. Electronic semi-conductors whose resistance varies in proportion to the direct current voltage received over different loop resistances make the network self-adjusting. Thus the 1543-W is truly a full range telephone.

CORDS—Both the handset cord and the line cords on the 1500 Series Telephones have vinyl insulated tinsel conductors encased in a vinyl plastic jacket. The vinyl plastic jacket provides a better color match and offers less resistance in pulling.

STROMBERG-CARLSON

1543-W TELEPHONES



1543-W TELEPHONES

ORDERING INFORMATION

COMPLETE TELEPHONES—Use stock numbers at top of chart. Codes M & D following stock numbers designate Manual or Dial. For specific dial requirements, see Series "D" Dials, pages 109-110.

RINGERS—Available in straight line and all standard tuned frequencies. See pages 117-122 for ordering information.

REPLACEMENT PARTS—The available replacement parts for the 1543-W Telephones are shown in the chart. For breakdown of major assemblies (dials, ringers, handsets) see specific pages as referenced in the remarks column.

STROMBERG-CARLSON

NUMBER OF PARTS REQUIRED																				REPLACEMENT PIECE PARTS LIST			
																				ITEM	STOCK NO.	DESCRIPTION	REMARKS
																				1		HOUSING ASSEMBLY	
																					213124-000	Desert Beige	
																					213008-000	French Blue	
																					213125-000	Chestnut Brown	
																					212113-000	Dove Gray	
																					212587-000	Olive Green	
																					212586-000	Antique Ivory	
																					212588-000	Chinese Red	
																					213009-000	Canary Yellow	
																					218910-000	White	
																					218908-000	Aqua Blue	
																					218909-000	Rose Pink	
																					207752-000	Black	
																					2	HANDSET ASSEMBLY	
																					211396-000	# 27-C Black	See pages 98-99
																					211397-000	# 27-D Black	
																					213772-000	French Blue	
																					213774-000	Chestnut Brown	
																					200730-101	# 31 Desert Beige	See pages 100-101
																					200730-104	Dove Gray	
																					200730-105	Olive Green	
																					200730-106	Antique Ivory	
																					200730-107	Chinese Red	
																					200730-108	Canary Yellow	
																					200730-110	White	
																					200730-111	Aqua Blue	
																					200730-112	Rose Pink	
																					3	PLUNGERS	
																					211121-000	Black	
																					213202-000	Desert Beige	
																					213201-000	French Blue	
																					213203-000	Chestnut Brown	
																					212118-000	Dove Gray	
																					213138-000	Olive Green	
																					213139-000	Antique Ivory	
																					213140-000	Chinese Red	
																					213200-000	Canary Yellow	
																					218901-000	White	
																					218899-000	Aqua Blue	
																					218900-000	Rose Pink	

1543-W TELEPHONES

ORDERING INFORMATION

COMPLETE TELEPHONES—Use stock numbers at top of chart. Codes M & D following stock numbers designate Manual or Dial. For specific dial requirements, see Series "D" Dials, pages 109-110.

RINGERS—Available in straight line and all standard tuned frequencies. See pages 117-122 for ordering information.

REPLACEMENT PARTS—The available replacement parts for the 1543-W Telephones are shown in the chart. For breakdown of major assemblies (dials, ringers, handsets) see specific pages as referenced in the remarks column.

STROMBERG-CARLSON

200830-499 M Black 200830-399 D Black 200830-299 M Black 200830-199 D Black 200790-112 D Rose Pink 200790-111 D Aqua Blue 200790-110 D White 200790-108 D Canary Yellow 200790-107 D Chinese Red 200790-106 D Antique Ivory 200790-104 D Olive Green 200790-103 D Dove Gray 200790-102 D Chestnut Brown 200790-101 D French Blue 200790-212 M Desert Beige 200790-211 M Rose Pink 200790-210 M Aqua Blue 200790-208 M White 200790-207 M Canary Yellow 200790-206 M Chinese Red 200790-205 M Antique Ivory 200790-204 M Olive Green 200790-203 M Dove Gray 200790-202 M Chestnut Brown 200790-201 M French Blue 200790-200 M Desert Beige																				NUMBER OF PARTS REQUIRED				REPLACEMENT PIECE PARTS LIST			
				ITEM	STOCK NO.	DESCRIPTION				REMARKS																	
1 1 1 1				4		LINE CORD																					
					200315-309	WDV-3J Black																					
					200315-301	WDV-3J Desert Beige																					
					200315-302	WDV-3J French Blue																					
					200315-303	WDV-3J Chestnut Brown																					
					200315-304	WDV-3J Dove Gray																					
					200315-305	WDV-3J Olive Green																					
					200315-306	WDV-3J Antique Ivory																					
					200315-307	WDV-3J Chinese Red																					
					200315-308	WDV-3J Canary Yellow																					
					200315-310	WDV-3J White																					
					200315-311	WDV-3J Aqua Blue																					
					200315-312	WDV-3J Rose Pink																					
1 1				5		ADAPTER																					
					208122-000	Black																					
					213153-000	Desert Beige																					
					213152-000	French Blue																					
					213154-000	Chestnut Brown																					
					212448-000	Dove Gray																					
					213148-000	Olive Green																					
					213149-000	Antique Ivory																					
					213150-000	Chinese Red																					
					213151-000	Canary Yellow																					
					218820-000	White																					
					218821-000	Aqua Blue																					
					218822-000	Rose Pink																					
1 1				6		DIAL BLANK ASSEMBLY																					
					208137-000	Black																					
					213167-000	Desert Beige																					
					213166-000	French Blue																					
					213168-000	Chestnut Brown																					
					212450-000	Dove Gray																					
					213162-000	Olive Green																					
					213163-000	Antique Ivory																					
					213164-000	Chinese Red																					
					213165-000	Canary Yellow																					
					218866-000	White																					
					218867-000	Aqua Blue																					
					218868-000	Rose Pink																					

1543-W TELEPHONES

200830-499	M	Black
200830-399	D	Black
200830-299	M	Black
200830-199	D	Black
200790-112	D	Rose Pink
200790-111	D	Aqua Blue
200790-110	D	White
200790-108	D	Canary Yellow
200790-107	D	Chinese Red
200790-106	D	Antique Ivory
200790-105	D	Olive Green
200790-104	D	Dove Gray
200790-103	D	Chestnut Brown
200790-102	D	French Blue
200790-101	D	Desert Beige
200790-211	M	Rose Pink
200790-210	M	Aqua Blue
200790-208	M	White
200790-207	M	Canary Yellow
200790-206	M	Chinese Red
200790-205	M	Antique Ivory
200790-204	M	Olive Green
200790-203	M	Dove Gray
200790-202	M	Chestnut Brown
200790-201	M	French Blue
200790-200	M	Desert Beige

ORDERING INFORMATION

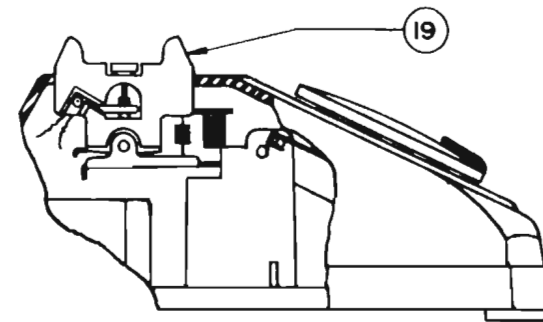
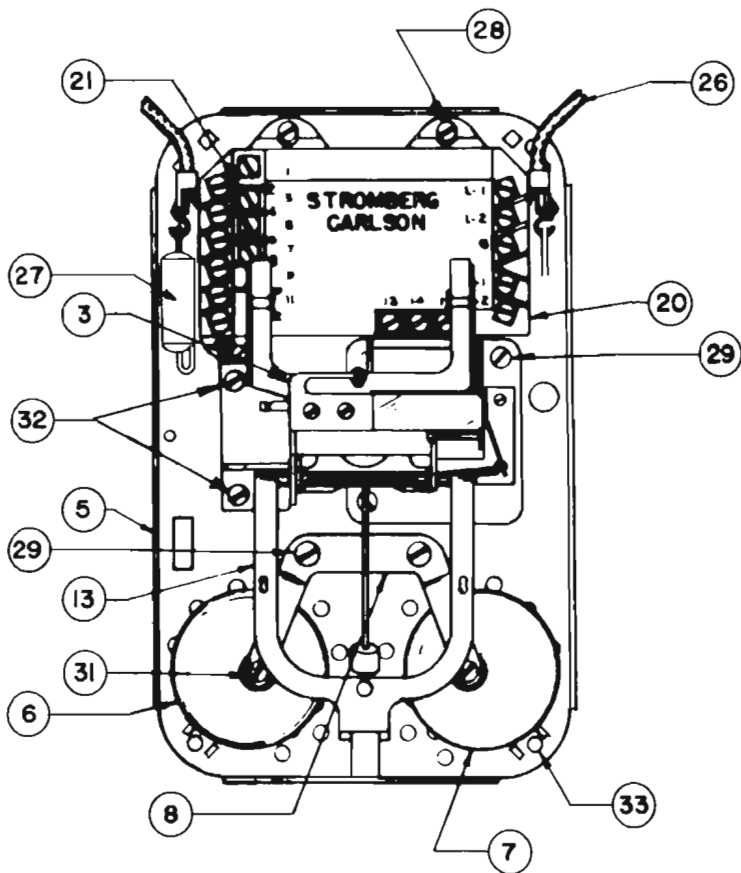
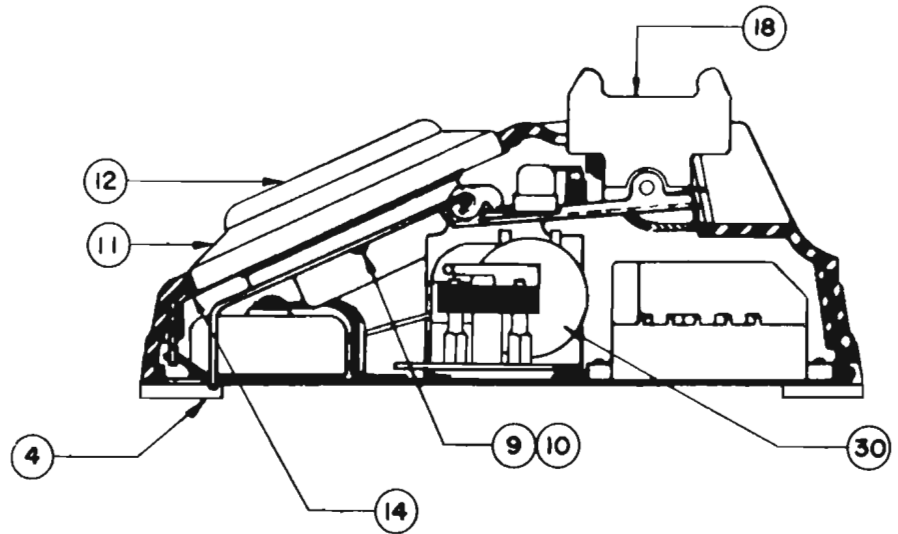
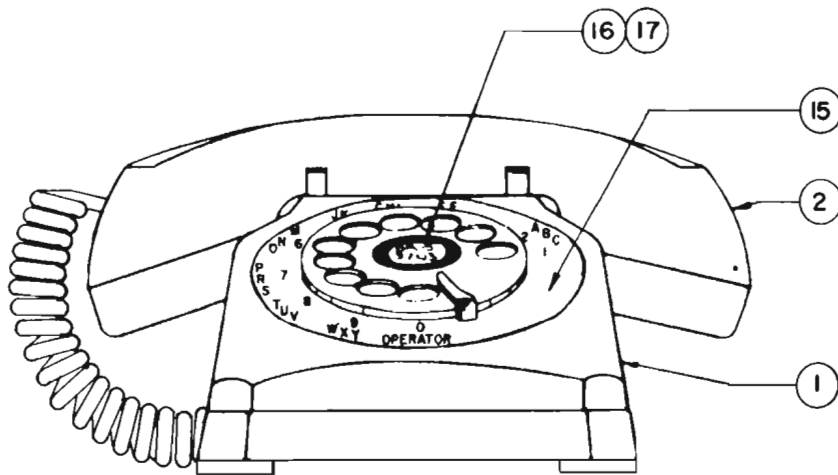
COMPLETE TELEPHONES—Use stock numbers at top of chart. Codes M & D following stock numbers designate Manual or Dial. For specific dial requirements, see Series "D" Dials, pages 109-110.

RINGERS—Available in straight line and all standard tuned frequencies. See pages 117-122 for ordering information.

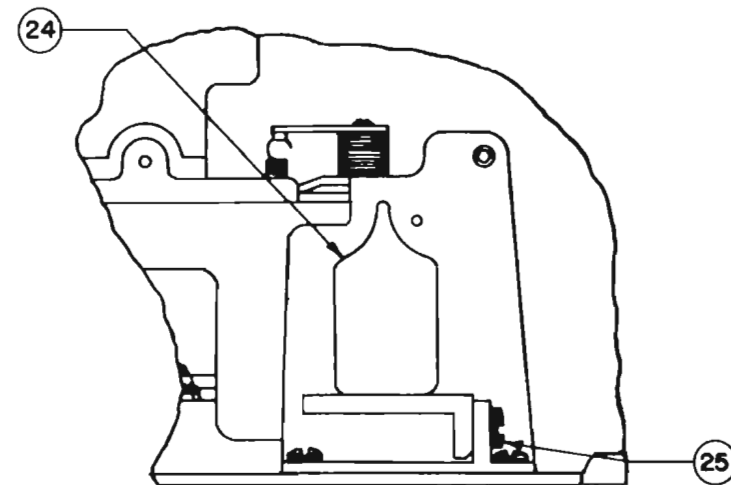
REPLACEMENT PARTS—The available replacement parts for the 1543-W Telephones are shown in the chart. For breakdown of major assemblies (dials, ringers, handsets) see specific pages as referenced in the remarks column.

NUMBER OF PARTS REQUIRED																											
ITEM	STOCK NO.	DESCRIPTION		REMARKS																							
7	207678-000	BASE																									
8	300970-541	FOOT ASSEMBLY																									
9	207673-000	DIAL BRACKET																									
10	208248-000	#4-40 x 3/4" B.H.I.M. SELF-TAPPING SCREW																									
11	207677-000	GASKET ASSEMBLY																									
12	540351-025	EYELET																									
13	540383-345	#6-32 x 1/4" PAN HEAD SCREW (SEMS)																									
14	202133-366	HOOKSWITCH ASSEMBLY																									
15	207744-000	GONG (HI)																									
16	207745-000	GONG (LO)																									
17	207741-000	GONG BRACKET																									
18	207683-000	SCREW & LOCKWASHER ASSEM. (GONG)																									
19	210640-RA	NETWORK																									
20	213811-000	#6-32 x 3/8" B.H.I.M.S. (SEMS)																									
21	35814-000	CONNECTOR																									
22	213821-000	#6-32 x 3/8" B.H.I.M.S. (SEMS)																									
23	211346-000	STA. NO. CARD PKG. ASSEM. (MANUAL)																									
24	202300-106	TERMINAL BLOCK ASSEM. #17A (WALL)		Not shown																							
25	213624-000	#4-36 x 3/8" B.H.I.M.S. (SEMS)																									
26	204785-012	STA. NO. CARD PKG. ASSEM. (DIAL)																									
27		DIALS SERIES "D"		See pages 109-110																							
	213092-000	DE-212 Black																									
	218739-000	DE-323 White																									
	218740-000	DE-324 Aqua Blue																									
	218741-000	DE-325 Rose Pink																									
	213100-000	DE-321 Desert Beige																									
	213099-000	DE-320 French Blue																									
	213101-000	DE-322 Chestnut Brown																									
	213094-000	DE-315 Dove Gray																									
	213095-000	DE-316 Olive Green																									
	213096-000	DE-317 Antique Ivory																									
	213097-000	DE-318 Chinese Red																									
	213098-000	DE-319 Canary Yellow																									
28		RINGERS		Not shown—see pages 117-122																							

2-1543-W TELEPHONES



TWO-STEP HOOKSWITCH



FULL SIZE VIEW
SHOWING 426A TUBE


2-1543-W TELEPHONES

ORDERING INFORMATION

COMPLETE TELEPHONES—Use stock numbers at top of chart. Codes M & D following stock numbers designate Manual or Dial. For specific dial requirements, see Series "D" Dials, pages 109-110. The 2-1543-W Telephones are available, on special order, in all colors except French Blue and Chestnut Brown.

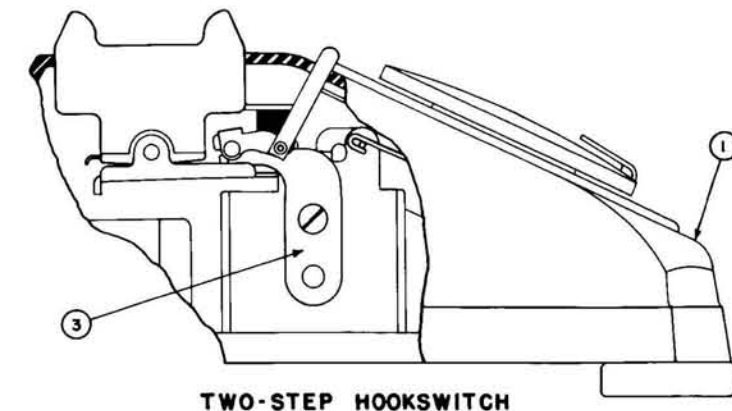
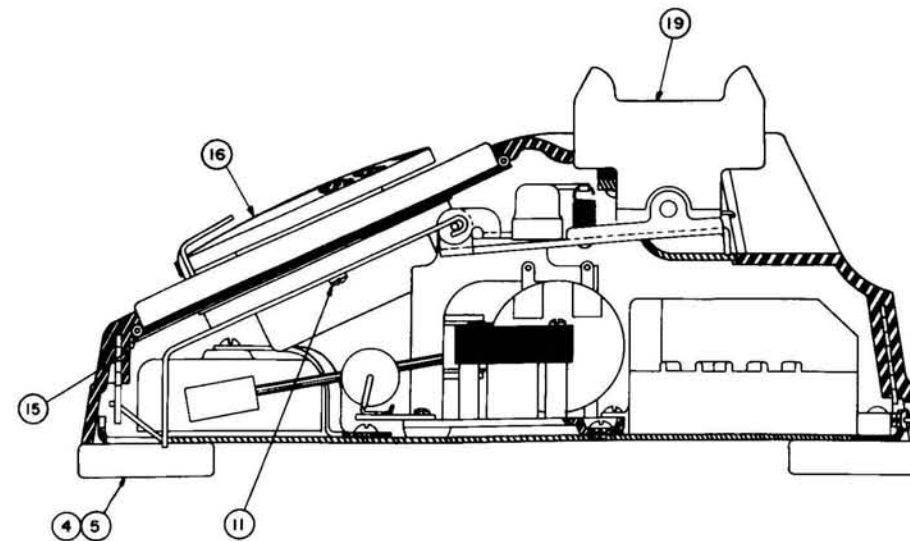
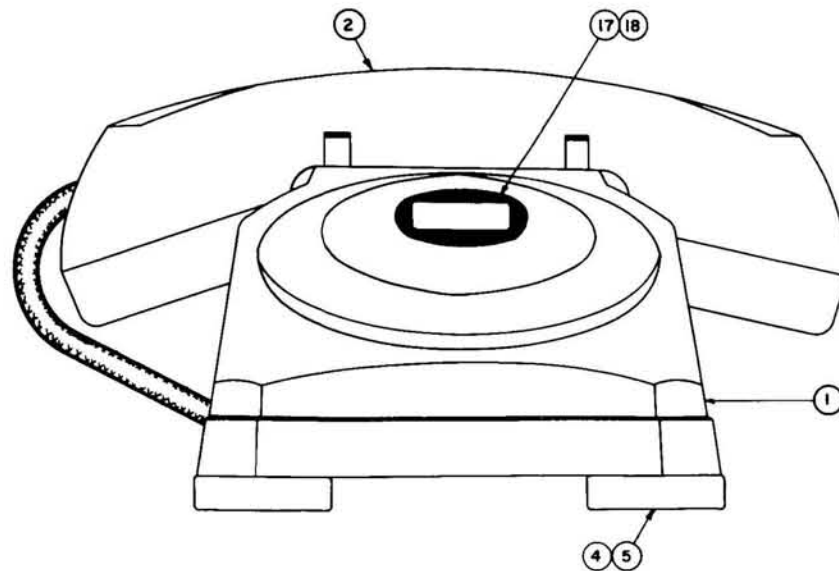
RINGERS—Available in straight line and all standard tuned frequencies. See pages 117-122 for ordering information.

REPLACEMENT PARTS—The available replacement parts for the 2-1543-W Telephones are shown in the chart. For breakdown of major assemblies (dials, ringers, handsets) see specific pages as referenced in the remarks column.

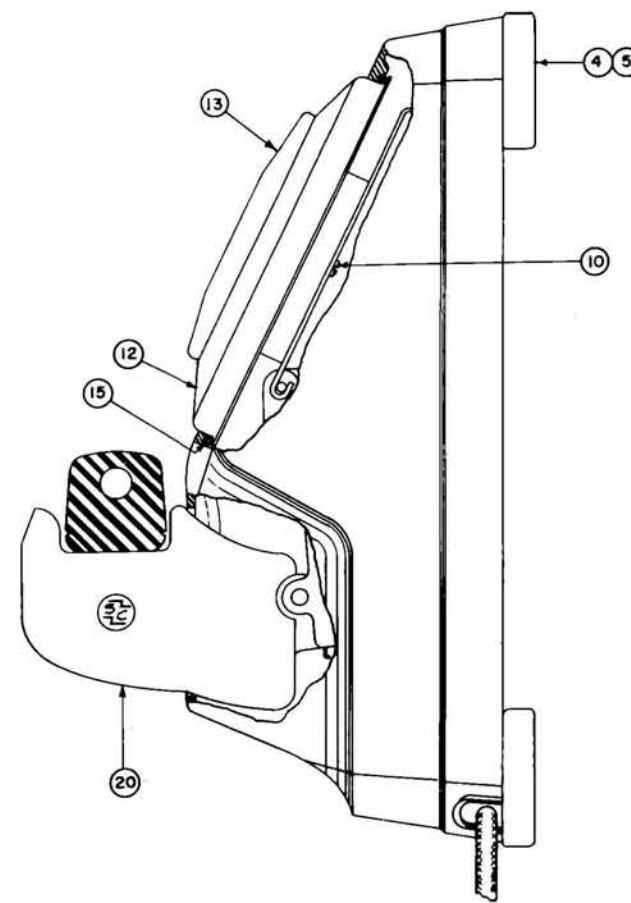
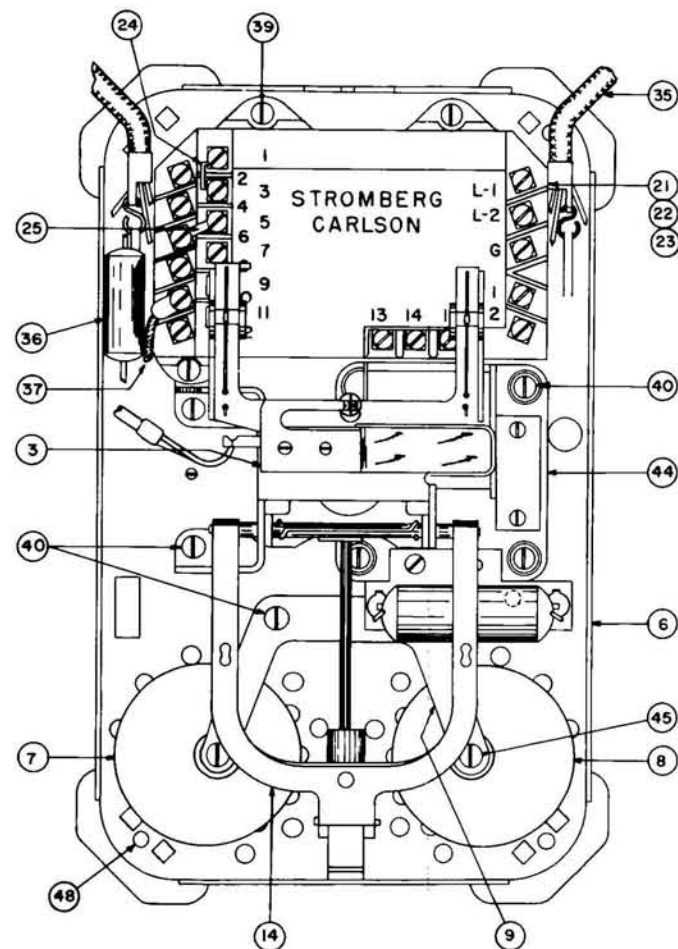


					REPLACEMENT PIECE PARTS LIST			
NO. PARTS REQ'D.					ITEM	STOCK NO.	DESCRIPTION	REMARKS
	1	1	1	1	1	207752-000	HOUSING ASSEMBLY	
					2		HANDSET ASSEMBLY	See pages 98-99
	1	1				211396-000	27-C	
			1	1		211397-000	27-D	
	1	1	1	1	3	202133-366	HOOKSWITCH ASSEM. (Less Plungers)	
	4	4	4	4	4	300970-541	FOOT ASSEMBLY	
	1	1	1	1	5	207678-000	BASE	
	1	1	1	1	6	207744-000	GONG (HI)	
	1	1	1	1	7	207745-000	GONG (LO)	
	1	1	1	1	8	207741-000	GONG BRACKET	
	2		2		9	208248-000	#4-40 x 3/4" B.H.I.M. SELF-TAPPING SCREW	
		2		2	10	213624-000	#4-36 x 3/8" B.H.I.M.S. (SEMS)	Used for mounting dial
	1		1		11	208122-000	ADAPTER	
	1		1		12	208137-000	DIAL BLANK ASSEMBLY	
	1	1	1	1	13	207673-000	BRACKET (DIAL & DIAL BLANK)	
	1	1	1	1	14	207677-000	GASKET ASSEMBLY	
		1		1	15	213092-000	DIAL-DE-212	See pages 109-110
	1		1		16	211346-000	STA. NO. CARD PKG. ASSEM. (MANUAL)	
		1		1	17	204785-012	STA. NO. CARD PKG. ASSEM. (DIAL)	
	1	1	1	1	18	211121-000	PLUNGER (DESK)	
	1	1	1	1	19	205030-609	PLUNGER (2-STEP ASSEM.) (DESK)	
	1	1	1	1	20	210640-RA	NETWORK	
	2	2	2	2	21	35814-000	CONNECTOR	
	2	2	2	2	22	202300-106	TERMINAL BLOCK ASSEM. #17-A (WALL)	Not shown
					23	526207-000	#6 WASHER (SHAKEPROOF)	Not shown—used with 426-A tube
					24	208252-000	426-A TUBE (W.E.) (3 CONDUCTOR)	
					25	163146-000	#6-32 x 3/8" B.H.I.M. SELF-TAPPING SCREW	Used with 426-A tube
	1	1	1	1	26	200315-309	LINE CORD (WDV-3J)	
	1	1	1	1	27	211439-000	CAPACITOR ASSEMBLY	
	3	3	3	3	28	213811-000	#6-32 x 3/8" B.H.I.M.S. (SEMS)	
	4	4	4	4	29	213821-000	#6-32 x 3/16" B.H.I.M.S. (SEMS)	
					30		RINGER	See pages 117-122
	2	2	2	2	31	207683-000	SCREW & LOCK WASHER ASSEM. (GONG)	
	2	2	2	2	32	540383-345	#6-32 x 1/4" PAN HEAD SCREW (SEMS)	
	4	4	4	4	33	540351-025	EYELET	

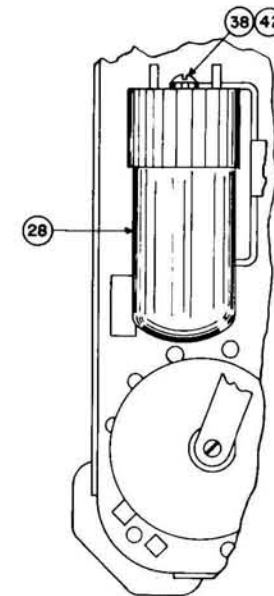
FORMER 1543 TELEPHONES



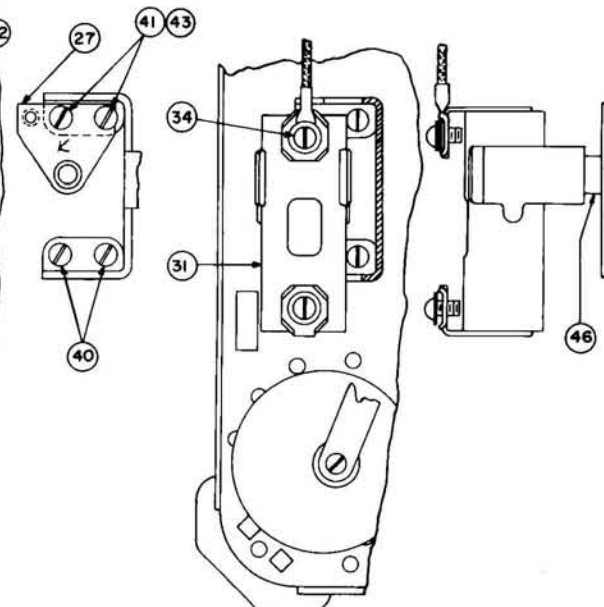
TWO-STEP HOOKSWITCH



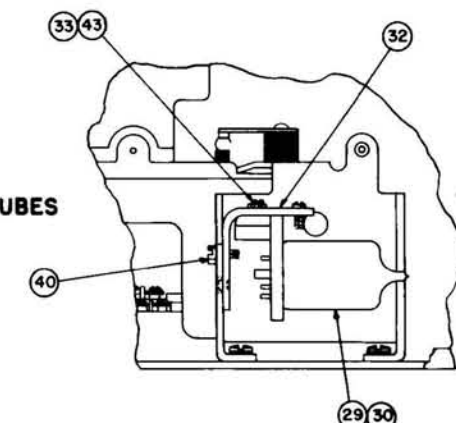
W.E. 333-A TUBE



RARE GAS RELAY



W.E. 425 & 426 TUBES



FORMER 1543 TELEPHONES

ORDERING INFORMATION

REPLACEMENT PARTS—The stock numbers shown at the top of the chart are for reference only. Complete telephones are no longer available. Replacement parts for the former 1543 Telephones are shown in the chart. For breakdown of major assemblies (dials, ringers, handsets) see specific pages as referenced in the remarks column.

STROMBERG-CARLSON

200830-899 M 1543																										200830-799 D 1543																										200830-699 M 1543																										200830-599 D 1543																										200870-899 M 2-1543																										200870-799 D 2-1543																										200870-699 M 2-1543																										211632-000 D 2-1543																										211615-000 D 2-1543																										211547-000 M 2-1543-W																										211531-000 D 2-1543-W																										210867-000 M 2-1543																										210852-000 D 2-1543																										210837-000 D 2-1543																										210822-000 D 2-1543																										211581-000 M 2-1543																										211564-000 D 1543-W																										211178-000 M 1543-W																										212655-000 M 1543-W																										212001-000 D G-1543																										211500-000 M G-1543																										211485-000 D 1543																										211470-000 D 1543																										211452-000 D 1543																										210788-000 M 1543																										210773-000 D 1543																										210758-000 D 1543																										210741-000 M 1543																									
NUMBER OF PARTS REQUIRED																																																																																																																																		REPLACEMENT PIECE PARTS LIST																																																																																																																																																																																																																																																																																																																																																																																																																																																																																																																																																																																																																					
																																																																																																																																		ITEM	STOCK NO.	DESCRIPTION		REMARKS																																																																																																																																																																																																																																																																																																																																																																																																																																																																																																																																																																																																																	
1 1 1 1																																																																																																																																		1		HOUSING ASSEMBLY																																																																																																																																																																																																																																																																																																																																																																																																																																																																																																																																																																																																																			
																																																																																																																																			207752-000	Black																																																																																																																																																																																																																																																																																																																																																																																																																																																																																																																																																																																																																			
1 1 1 1 1 1 1 1 1 1 1 1 1 1 1 1																																																																																																																																			209327-000	Black																																																																																																																																																																																																																																																																																																																																																																																																																																																																																																																																																																																																																			
																																																																																																																																			212113-000	Dove Gray																																																																																																																																																																																																																																																																																																																																																																																																																																																																																																																																																																																																																			
																																																																																																																																		2		HANDSET ASSEMBLY																																																																																																																																																																																																																																																																																																																																																																																																																																																																																																																																																																																																																			
1 1 1 1 1 1 1 1 1 1 1 1 1 1 1 1																																																																																																																																			210281-000	Black #26-A		See page 97																																																																																																																																																																																																																																																																																																																																																																																																																																																																																																																																																																																																																	
1 1																																																																																																																																			211361-000	Black #26-C																																																																																																																																																																																																																																																																																																																																																																																																																																																																																																																																																																																																																			
																																																																																																																																			211362-000	Black #26-D																																																																																																																																																																																																																																																																																																																																																																																																																																																																																																																																																																																																																			
																																																																																																																																			213693-000	Dove Gray #26-F																																																																																																																																																																																																																																																																																																																																																																																																																																																																																																																																																																																																																			
																																																																																																																																			210289-000	Black #27-A		See pages 98, 99																																																																																																																																																																																																																																																																																																																																																																																																																																																																																																																																																																																																																	
1 1																																																																																																																																			211396-000	Black #27-C																																																																																																																																																																																																																																																																																																																																																																																																																																																																																																																																																																																																																			
																																																																																																																																		3		HOOKSWITCH ASSEMBLY																																																																																																																																																																																																																																																																																																																																																																																																																																																																																																																																																																																																																			
																																																																																																																																			214053-000	With Black Plungers																																																																																																																																																																																																																																																																																																																																																																																																																																																																																																																																																																																																																			
1 1 1 1 1 1 1 1 1 1 1 1 1 1 1 1																																																																																																																																			214054-000	With Black Plungers																																																																																																																																																																																																																																																																																																																																																																																																																																																																																																																																																																																																																			
																																																																																																																																			217048-000	With Dove Gray Plungers																																																																																																																																																																																																																																																																																																																																																																																																																																																																																																																																																																																																																			
1 1 1 1 1 1 1 1 1 1 1 1 1 1 1 1																																																																																																																																			202133-366	Without Plungers																																																																																																																																																																																																																																																																																																																																																																																																																																																																																																																																																																																																																			
4 4 4 4 4 4 4 4 4 4 4 4 4 4 4 4																																																																																																																																		4	207667-000	FOOT ASSEMBLY																																																																																																																																																																																																																																																																																																																																																																																																																																																																																																																																																																																																																			
																																																																																																																																		5	300970-541	FOOT ASSEMBLY																																																																																																																																																																																																																																																																																																																																																																																																																																																																																																																																																																																																																			
1 1 1 1 1 1 1 1 1 1 1 1 1 1 1 1																																																																																																																																		6	207678-000	BASE ASSEMBLY																																																																																																																																																																																																																																																																																																																																																																																																																																																																																																																																																																																																																			
1 1 1 1 1 1 1 1 1 1 1 1 1 1 1 1																																																																																																																																		7	207744-000	GONG (HI)																																																																																																																																																																																																																																																																																																																																																																																																																																																																																																																																																																																																																			
1 1 1 1 1 1 1 1 1 1 1 1 1 1 1 1																																																																																																																																		8	207745-000	GONG (LO)																																																																																																																																																																																																																																																																																																																																																																																																																																																																																																																																																																																																																			
1 1 1 1 1 1 1 1 1 1 1 1 1 1 1 1																																																																																																																																		9	207741-000	GONG BRACKET																																																																																																																																																																																																																																																																																																																																																																																																																																																																																																																																																																																																																			
2 2 2 2 2 2 2 2 2 2 2 2 2 2 2 2																																																																																																																																		10	208248-000	#4-40 x 3/4" B.H.I.M. SELF TAPPING SCREW		Used for dial blank mounting																																																																																																																																																																																																																																																																																																																																																																																																																																																																																																																																																																																																																	
2 2 2 2 2 2 2 2 2 2 2 2 2 2 2 2																																																																																																																																		11	213624-000	#4-36 x 3/8" B.H.I.M.S. (SEMS)		Used for dial mounting																																																																																																																																																																																																																																																																																																																																																																																																																																																																																																																																																																																																																	
																																																																																																																																		12		ADAPTER																																																																																																																																																																																																																																																																																																																																																																																																																																																																																																																																																																																																																			
2 2 1 1 1 1 1 1 1 1 1 1 1 1 1 1																																																																																																																																			208122-000	Black																																																																																																																																																																																																																																																																																																																																																																																																																																																																																																																																																																																																																			
																																																																																																																																			212448-000	Dove Gray																																																																																																																																																																																																																																																																																																																																																																																																																																																																																																																																																																																																																			
																																																																																																																																		13		DIAL BLANK ASSEMBLY																																																																																																																																																																																																																																																																																																																																																																																																																																																																																																																																																																																																																			
2 2 1 1 1 1 1 1 1 1 1 1 1 1 1 1																																																																																																																																			208137-000	Black																																																																																																																																																																																																																																																																																																																																																																																																																																																																																																																																																																																																																			
																																																																																																																																			212450-000	Dove Gray																																																																																																																																																																																																																																																																																																																																																																																																																																																																																																																																																																																																																			
1 1 1 1 1 1 1 1 1 1 1 1 1 1 1 1																																																																																																																																		14	207673-000	DIAL AND DIAL BLANK BRACKET																																																																																																																																																																																																																																																																																																																																																																																																																																																																																																																																																																																																																			
1 1 1 1 1 1 1 1 1 1 1 1 1 1 1 1																																																																																																																																		15	207677-000	GASKET ASSEMBLY		Dial and dial blank																																																																																																																																																																																																																																																																																																																																																																																																																																																																																																																																																																																																																	
																																																																																																																																		16		DIALS																																																																																																																																																																																																																																																																																																																																																																																																																																																																																																																																																																																																																			
																																																																																																																																				Series "C"		See pages 105, 106																																																																																																																																																																																																																																																																																																																																																																																																																																																																																																																																																																																																																	
																																																																																																																																			207760-000	CE-210 Black		Large with numbers only																																																																																																																																																																																																																																																																																																																																																																																																																																																																																																																																																																																																																	
																																																																																																																																			207761-000	CE-211 Black		Void—not replaced																																																																																																																																																																																																																																																																																																																																																																																																																																																																																																																																																																																																																	
																																																																																																																																			207762-000	CE-212 Black		Large Metropolitan																																																																																																																																																																																																																																																																																																																																																																																																																																																																																																																																																																																																																	
																																																																																																																																			212862-000	CE-315 Gray		Large Metropolitan																																																																																																																																																																																																																																																																																																																																																																																																																																																																																																																																																																																																																	
																																																																																																																																				Series "D"		See pages 109, 110																																																																																																																																																																																																																																																																																																																																																																																																																																																																																																																																																																																																																	
1 1 1 1 1 1 1 1 1 1 1 1 1 1 1 1																																																																																																																																			213092-000	DE-212 Black		Large Metropolitan																																																																																																																																																																																																																																																																																																																																																																																																																																																																																																																																																																																																																	
1 1 1 1 1 1 1 1 1 1 1 1 1 1 1 1																																																																																																																																		17	211346-000	STA. NO. CARD PKG. ASSEM. (MANUAL)		Used also on the "C" series dials																																																																																																																																																																																																																																																																																																																																																																																																																																																																																																																																																																																																																	
1 1 1 1 1 1 1 1 1 1 1 1 1 1 1 1																																																																																																																																		18	204785-000	STA. NO. CARD PKG. ASSEM. (DIAL)		Used on "D" series dials only																																																																																																																																																																																																																																																																																																																																																																																																																																																																																																																																																																																																																	

FORMER 1543 TELEPHONES

ORDERING INFORMATION

REPLACEMENT PARTS—The stock numbers shown at the top of the chart are for reference only. Complete telephones are no longer available. Replacement parts for the former 1543 Telephones are shown in the chart. For breakdown of major assemblies (dials, ringers, handsets) see specific pages as referenced in the remarks column.

STROMBERG-CARLSON

NUMBER OF PARTS REQUIRED		REPLACEMENT PIECE PARTS LIST	
ITEM	STOCK NO.	DESCRIPTION	REMARKS
19		PLUNGERS (DESK)	
	211121-000	Black	
	205030-609	Black (2-step assem.)	
	212118-000	Dove Gray	
20		PLUNGERS (WALL)	Used when phone is wall mounted
	211147-000	Black	
	212119-000	Dove Gray	
21	210640-000	COIL CAPACITOR ASSEMBLY	Replaced by 210640-RA
22	210558-000	COIL CAPACITOR ASSEMBLY	
23	210640-RA	NETWORK	
24	35184-000	CONNECTOR	
25	41566-000	CONNECTOR	
26	202300-106	TERMINAL BLOCK ASSEM. #17-A (WALL)	Not shown
27	41617-000	TERMINAL BOARD ASSEMBLY	
28	37029-000	333-A TUBE (W.E.)	
29	208251-000	425-A TUBE (W.E.) (4 COND.)	
30	208252-000	426-A TUBE (W.E.) (3 COND.)	
31	202723-000	RARE GAS RELAY	
32	214158-000	BRACKET ASSEMBLY	
33	163146-000	#6-32 x 3/8" B.H.I.M. SELF TAPPING SCREW	
34	214182-000	#8-32 x 1/4" R.H.I.M. SELF TAPPING SCREW	
35		LINE CORD	
	211304-000	WDR-3J Black	
	208244-000	WDN-3J Black	
	212867-000	WDG-3J Gray	
	200315-309	WDV-3J Black	
36	211439-000	CAPACITOR ASSEMBLY	
37	44184-000	T-E CORD ASSEMBLY (6" Red)	
38	505203-000	#8-32 x 1/4" R.H.I.M.S.	
39	213811-000	#6-32 x 3/8" B.H.I.M.S. (SEMS)	
40	213821-000	#6-32 x 3/8" B.H.I.M.S. (SEMS)	
41	503772-000	#6-32 x 3/8" B.H.I.M.S.	
42	526466-000	#8 LOCKWASHER (SHKPRF. INT. TOOTH)	
43	526207-000	#6 WASHER (SHKPRF.)	
44		RINGERS	See pages 117-122
45	207683-000	SCREW AND LOCKWASHER ASSEM. (GONG)	
46	201793-000	SPACER	
47	540383-345	#6-32 x 1/4" PAN HEAD SCREW (SEMS)	Not shown, for die-cast hookswitch
48	540351-025	EYELET	
49	207687-000	DIAL CABLE	For series "C" dials only, not shown
50	203052-000	CLAMP-DIAL CABLE	For series "C" dials only, not shown

THE 1544 TELEPHONE

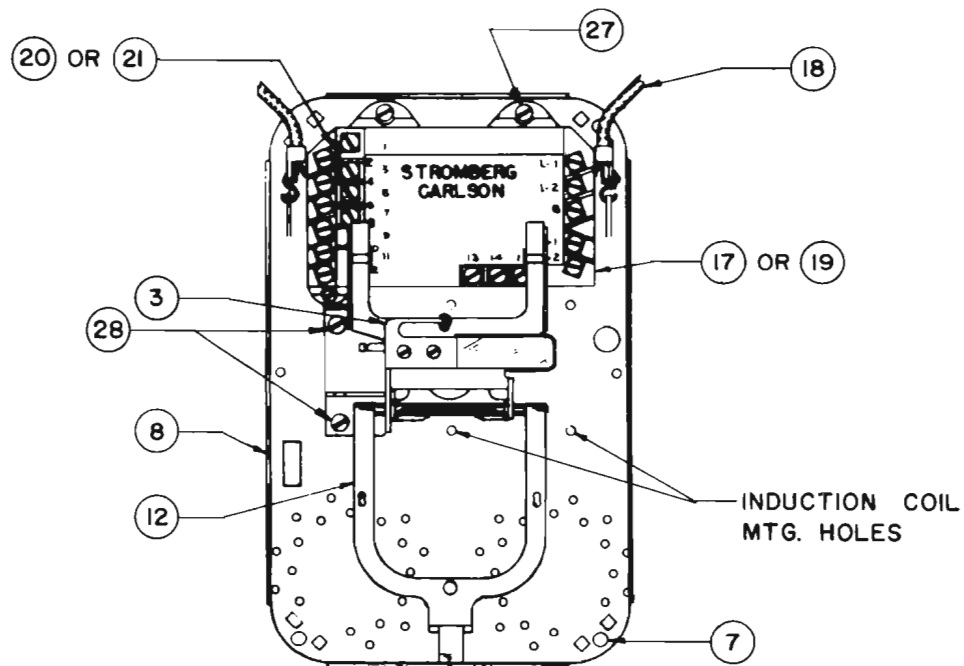
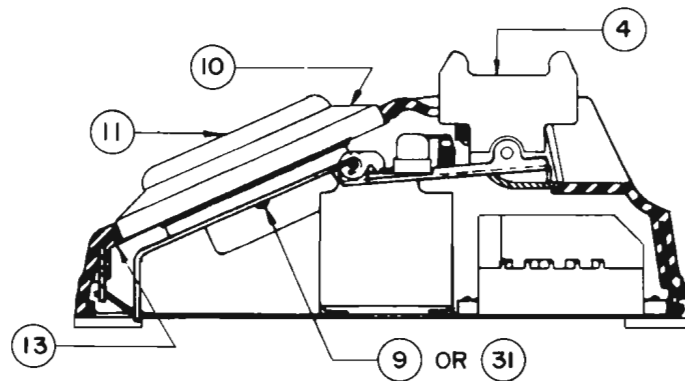
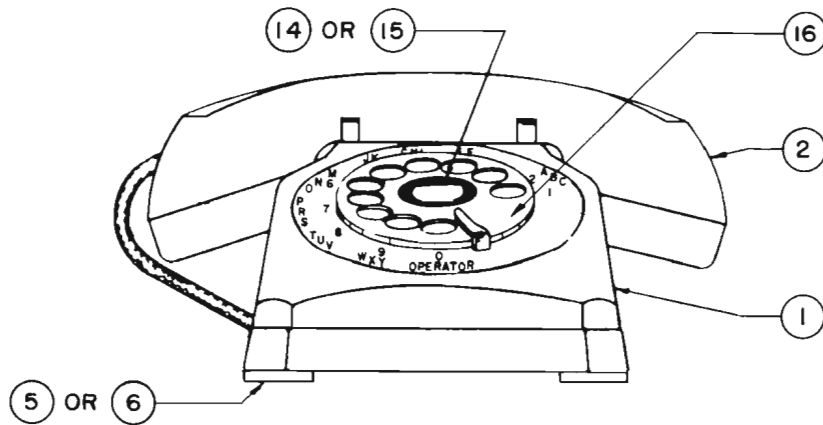
The 1544 Telephone is sometimes used to make a two-piece set, comprised of a telephone and a desk set box. The telephone is the same as the 1543-W, but without the ringer and coil-capacitor unit. Like the 1543-W, the 1544 Telephone may be used in either dial or manual systems. The telephone may be used on a desk or installed on a wall. A more common use of the 1544 Telephone is as an extension set. Another use is as a PBX Operator's telephone. (See 1544-P and 1544-C.)

**The 1544 and 1544-B Telephones
for Magneto Service**

The 1544 Telephone is used with magneto desk set boxes which contain an induction coil, ringer and hand generator. The 1544-B Telephone which includes an induction coil is provided for use with magneto desk set boxes which contain a ringer and hand generator, but no induction coil.

STROMBERG-CARLSON

THE 1544 TELEPHONE



1544 TELEPHONES

ORDERING INFORMATION

COMPLETE TELEPHONES—Use stock numbers at top of chart. Codes M & D following stock numbers designate Manual or Dial. For specific dial requirements, see Series C & D Dials, pages 103-110. The stock numbers marked with an * are obsolete and are no longer available as complete telephones.

REPLACEMENT PARTS—The available replacement parts for both the current and obsolete telephones are shown in the charts. For breakdown of major assemblies (dial, handset) see specific pages as referenced in the remarks column.

219460-000 D 1544-PG 211759-000 D 1544-K 211753-000 D 1544-K 211758-000 D 1544-K 211752-000 D 1544-C 211757-000 D 1544-C 211751-000 D 1544-P 211750-000 M 1544-P 211756-000 M 1544-P 211749-000 D 1544-B 211755-000 M 1544 211754-000 D 1544 210913-000 D 1544-K* 210912-000 D 1544-C* 210911-000 D 1544-K* 210821-000 D 1544-K* 210819-000 D 1544-K* 210818-000 D 1544-C* 210820-000 D 1544-C* 210817-000 D 1544-C* 210816-000 M 1544-P* 211368-000 M 1544-P* 210815-000 D 1544* 210814-000 M 1544*																				ORDERING INFORMATION			
COMPLETE TELEPHONES —Use stock numbers at top of chart. Codes M & D following stock numbers designate Manual or Dial. For specific dial requirements, see Series C & D Dials, pages 103-110. The stock numbers marked with an * are obsolete and are no longer available as complete telephones.																							
REPLACEMENT PARTS —The available replacement parts for both the current and obsolete telephones are shown in the charts. For breakdown of major assemblies (dial, handset) see specific pages as referenced in the remarks column.																							
NUMBER OF PARTS REQUIRED																				REPLACEMENT PIECE PARTS LIST			
																				ITEM	STOCK NO.	DESCRIPTION	REMARKS
																				1		HOUSING ASSEMBLY	
1	1	1	1	1	1	1	1	1	1	1	1	1	1	1	1	1	1	1	1	207752-000	Black		
																				212113-000	Gray		
																				2		HANDSET ASSEMBLY	
																				210281-000	#26-A Black	See page 97	
																				210282-000	#26-B Black		
																				211361-000	#26-C Black	Replaced by 200730-109 (#31)	
																				211748-000	#26-E Black		
1	1	1	1	1	1	1	1	1	1	1	1	1	1	1	1	1	1	1	1	212714-000	#26-G Gray	Replaced by 200730-104 (#31)	
																				200730-109	#31 Black	See pages 100-101	
1																				200730-104	#31 Gray		
																				3		HOOKSWITCH ASSEMBLY	
1	1	1	1	1	1	1	1	1	1	1	1	1	1	1	1	1	1	1	1	214053-000	With Black Plungers	Replaced by 202133-366 & 211121-000	
																				217048-000	With Gray Plungers	Replaced by 202133-366 & 212118-000	
1	1	1	1	1	1	1	1	1	1											202133-366	Without Plungers		
																				4		PLUNGERS	
																				211121-000	Black		
2																				212118-000	Gray		
																				5	207667-000	FOOT ASSEMBLY	Replaced by 300970-541 & 540351-025
4	4	4	4	4	4	4	4	4	4											6	300970-541	FOOT ASSEMBLY	
4	4	4	4	4	4	4	4	4	4											7	540351-025	EYELET	
1	1	1	1	1	1	1	1	1	1	1	1	1	1	1	1	1	1	1	1	8	207678-000	BASE ASSEMBLY	
																				9	208248-000	#4-40 x 3/4" B.H.I.M. SELF TAPPING SCREW	
																				10	208122-000	ADAPTER	
																				11	208137-000	DIAL BLANK ASSEMBLY	
1	1	1	1	1	1	1	1	1	1	1	1	1	1	1	1	1	1	1	1	12	207673-000	DIAL BRACKET	
1	1	1	1	1	1	1	1	1	1	1	1	1	1	1	1	1	1	1	1	13	207677-000	GASKET ASSEMBLY	
																				14	211346-000	STA. NO. CARD PKG. ASSEMBLY (MANUAL)	Also used on Series "C" Dials
1	1	1	1	1	1	1														15	204785-012	STA. NO. CARD PKG. ASSEMBLY (DIAL)	
																				16		DIALS	
																						Series "C"	See pages 105-106
																					207760-000	CE-210	
																					207761-000	CE-211	Void—not replaced
																					207762-000	CE-212	
																						Series "D"	See pages 109-110
																					213090-000	DE-210	
																					213092-000	DE-212	
																					213094-000	DE-315	

STROMBERG-CARLSON

1544 TELEPHONES

ORDERING INFORMATION

COMPLETE TELEPHONES—Use stock numbers at top of chart. Codes M & D following stock numbers designate Manual or Dial. For specific dial requirements, see Series C & D Dials, pages 103-110. The stock numbers marked with an * are obsolete and are no longer available as complete telephones.

REPLACEMENT PARTS—The available replacement parts for both the current and obsolete telephones are shown in the charts. For breakdown of major assemblies (dial, handset) see specific pages as referenced in the remarks column.

NUMBER OF PARTS REQUIRED																				REPLACEMENT PIECE PARTS LIST					
1	1	1				1	1	1	1	1	1	1	1	1	1	1	1	1	1	ITEM	STOCK NO.	DESCRIPTION	REMARKS		
1	1	1				1	1	1	1	1	1	1	1	1	1	1	1	1	1	17	208669-000	TERMINAL CASE ASSEMBLY			
																				18		LINE CORD			
						1															211304-000	WDR-3J			
1																					219461-000	WDN-6KG			
	1	1				1	1			1		1	1	1			1	1			217115-000	WDN-6F			
														1	1	1					208664-000	WDN-4J			
																			1	1	208665-000	WDN-4K			
																		1			208244-000	WDN-3J			
																					211747-000	WDR-4K			
																					211746-000	WDR-4J			
			1	1						1											19	210558-000	COIL CAPACITOR ASSEMBLY		
			1	1						1					1	1	1				20	35814-000	CONNECTOR		
			1	1						1					1	1	1				21	41566-000	CONNECTOR		
			1	1						1					1	1	1			2	2	22	202300-106	TERMINAL BLOCK ASSEM. #17A (WALL)	Not shown
																							T-I-E CORD ASSEMBLY	Not shown	
																			1	1	23	44161-000	3" Brown		
			1	1						1					1	1	1				24	44184-000	6" Red		
1			1	1	1	1				1					1	1	1	1	1		25	44170-000	9" White		
1			1	1	1	1				1					1	1	1	1	1		26	800659-000	9" Brown		
3	3	3	3	3	3	3	3	3	3	3	3	3	3	3	3	3	3	3	3	3	27	213811-000	#6-32 x 3/8" B.H.I.M.S. (SEMS)		
4	4	4	4	4	4	4	4	4	4	4	4	4	4	4	4	4	4	4	4	4	28	213821-000	#6-32 x 3/16" B.H.I.M.S. (SEMS)		
						2													2		29	505172-000	#8-32 x 1/4" B.H.I.M.S.	Not shown. Used to mt. induction coil	
						1													1		30	208828-000	INDUCTION COIL ASSEMBLY	Not shown. Used on 1544-B only	
2	2	2	2	2	2			2		2	2	2	2	2	2	2	2		2		31	213624-000	#4-36 x 3/8" B.H.I.M.S. (SEMS)		
										1	1	1	1	1	1	1	1		1		32	207687-000	DIAL CABLE	Not shown. For Series "C" dials only	
										1	1	1	1	1	1	1	1		1		33	203052-000	CLAMP-DIAL CABLE	Not shown. For Series "C" dials only	
2	2	2	2	2	2	2	2	2	2												34	540383-345	#6-36 x 1/4" PAN HEAD SCREW (SEMS)	Not shown. Used for mtg. 202133-366	

ORDERING INFORMATION

COMPLETE TELEPHONES—Use stock numbers at top of chart. Codes M & D following stock numbers designate Manual or Dial. For specific dial requirements, see Series C & D Dials, pages 103-110. The stock numbers marked with an * are obsolete and are no longer available as complete telephones.

REPLACEMENT PARTS—The available replacement parts for both the current and obsolete telephones are shown in the charts. For breakdown of major assemblies (dial, handset) see specific pages as referenced in the remarks column.

1553-W WALL TELEPHONE

Modern in design, the 1553-W Wall Type Telephone can be quickly installed on any wall. Only two screws are needed to mount this instrument.

Besides black and white, this telephone instrument is available in the following colors, with matching Coiled Kords:

Canary Yellow	Antique Ivory
Desert Beige	Dove Gray
Chinese Red	Rose Pink
Olive Green	Aqua Blue

**Features**

HOUSING—Made of a durable, color fast thermoplastic, the housing will withstand abuse without chipping or cracking. Because the color is made into the housing, it will not fade nor peel away. The housing is held securely in place by means of a metal hook, located on the top underside of the housing, that links the housing to the baseplate, and a captive screw through the bottom front of the housing into the baseplate. Removal and replacement of the housing is thereby simplified.

HANDSET—Made of the same material as the housing, this handset features the high efficiency "W" type transmission network that has been so widely acclaimed in other Stromberg-Carlson telephones. All handsets are furnished with Coiled Kords in matching color.

HOOKSWITCH AND CRADLE—The cradle has been conveniently placed in the center of the instrument making the handset easily accessible to both right handed and left handed persons.

The hookswitch has a unique feature of being able to operate either as a single step hookswitch or as a two-step hookswitch. The shifting of a coil spring from one side of the hookswitch bracket to the other side and the addition of a capacitor (Stock No. 211439-000) to terminals on the coil-capacitor unit will convert the standard arrangement to a two-step operation.

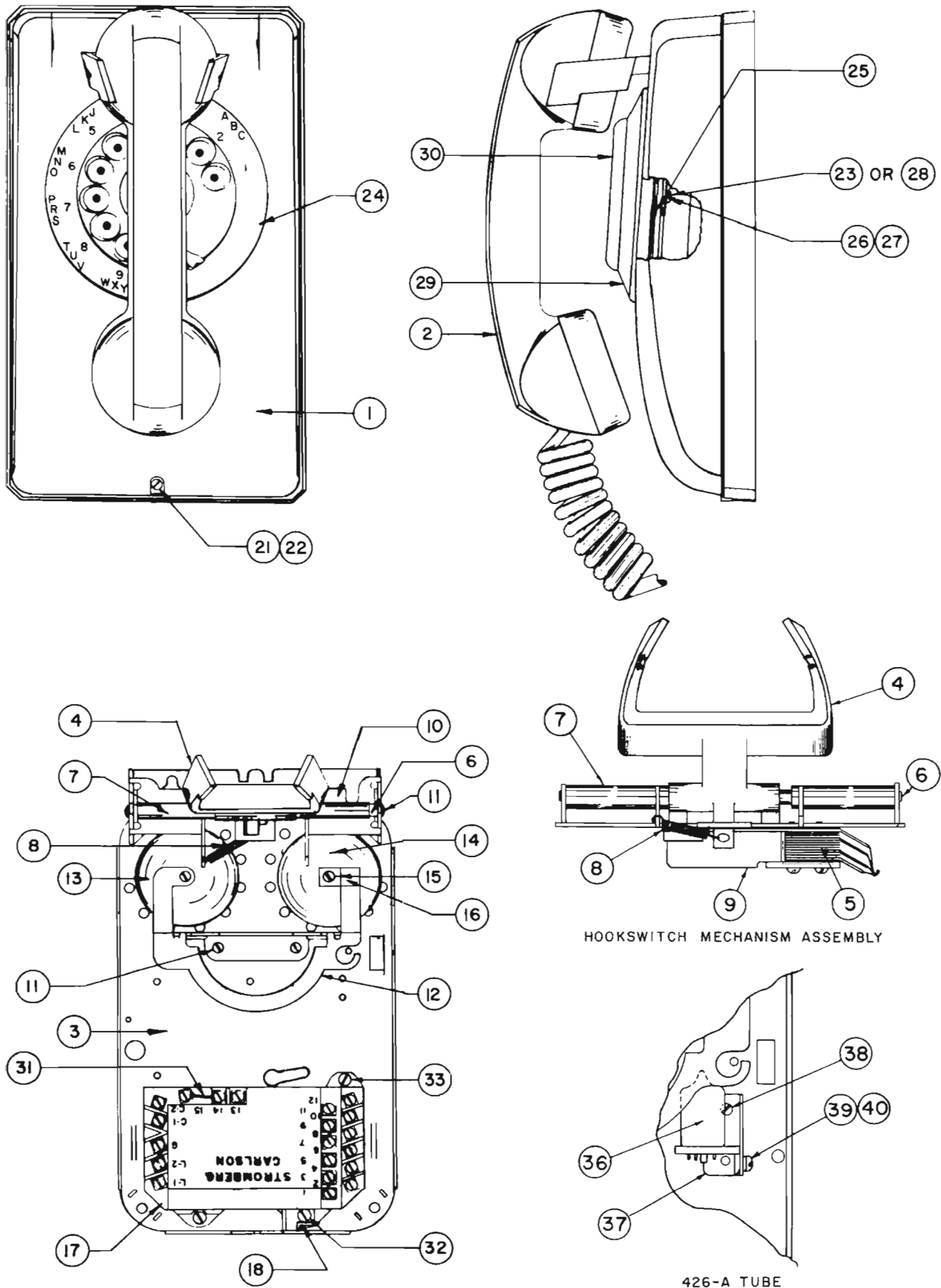
DIAL—The Stromberg-Carlson dial has a new face, adding to its present attraction and to ease of operation. Its finger wheel is of clear plastic and features tapered finger holes for comfort while dialing.

Dial blanks are made from thermoplastic and are available in the same selection of colors as are the housings.

RINGERS—Like the other 1500 Series Telephones, the 1553-W Telephones use the same ringers. When a 1553-W Telephone is shipped, the ringer is packaged separately. This permits a smaller inventory on instruments with respect to ringers.

STROMBERG-CARLSON

1553-W WALL TELEPHONE



1553-W WALL TELEPHONE

ORDERING INFORMATION

COMPLETE TELEPHONES—Use stock numbers at the top of chart. Codes M or D following stock number designate Manual or Dial. For special dial requirements, see Series "D" Dials pages 109-110.

RINGERS—Available in straight line and all standard tuned frequencies. See pages 121-122 for ordering information.

REPLACEMENT PARTS—The available replacement parts for 1553-W Wall Telephones are shown in the chart. For breakdown of major assemblies (dials, ringers, handsets) see specific page as referenced in the remarks column.

ORDERING INFORMATION

COMPLETE TELEPHONES—Use stock numbers at the top of chart. Codes M or D following stock number designate Manual or Dial. For special dial requirements, see Series "D" Dials pages 109-110.

RINGERS—Available in straight line and all standard tuned frequencies. See pages 121-122 for ordering information.

REPLACEMENT PARTS—The available replacement parts for 1553-W Wall Telephones are shown in the chart. For breakdown of major assemblies (dials, ringers, handsets) see specific page as referenced in the remarks column.

STROMBERG-CARLSON

200791-412	M	Rose Pink
200791-411	M	Aqua Blue
200791-410	M	White
200791-409	M	Black
200791-408	M	
200791-407	M	Canary Yellow
200791-406	M	Chinese Red
200791-405	M	Antique Ivory
200791-404	M	Olive Green
200791-401	M	Dove Gray
200791-312	D	Desert Beige
200791-311	D	Rose Pink
200791-310	D	Aqua Blue
200791-309	D	White
200791-308	D	Black
200791-307	D	Canary Yellow
200791-306	D	Chinese Red
200791-305	D	Antique Ivory
200791-304	D	Olive Green
200791-301	D	Dove Gray
	D	Desert Beige

NUMBER OF PARTS REQUIRED																							

Continued on Page 30a

1553-W WALL TELEPHONE

ORDERING INFORMATION

COMPLETE TELEPHONES—Use stock numbers at the top of chart. Codes M or D following stock number designates Manual or Dial. For special dial requirements, see Series "D" Dials pages 109-110.

RINGERS—Available in straight line and all standard tuned frequencies. See pages 121-122 for ordering information.

REPLACEMENT PARTS—The available replacement parts for 1553-W Wall Telephones are shown in the chart. For breakdown of major assemblies (dials, ringers, handsets) see specific page as referenced in the remarks column.

STROMBERG-CARLSON

200791-412	M	Rose Pink
200791-411	M	Aqua Blue
200791-410	M	White
200791-409	M	Black
200791-408	M	Canary Yellow
200791-407	M	Chinese Red
200791-406	M	Antique Ivory
200791-405	M	Olive Green
200791-404	M	Dove Gray
200791-401	M	Desert Beige
200791-312	D	Rose Pink
200791-311	D	Aqua Blue
200791-310	D	White
200791-309	D	Black
200791-308	D	Canary Yellow
200791-307	D	Chinese Red
200791-306	D	Antique Ivory
200791-305	D	Olive Green
200791-304	D	Dove Gray
200791-301	D	Desert Beige

NUMBER OF PARTS REQUIRED																REPLACEMENT PIECE PARTS LIST			
																ITEM	STOCK NO.	DESCRIPTION	REMARKS
																	213095-000	DE-316 Olive Green	
																	213096-000	DE-317 Antique Ivory	
																	213097-000	DE-318 Chinese Red	
																	213098-000	DE-319 Canary Yellow	
																	213092-000	DE-212 Black	
																	218739-000	DE-323 White	
																	218740-000	DE-324 Aqua Blue	
																	218741-000	DE-325 Rose Pink	
1	1	1	1	1	1	1	1	1	1	1	1	1	1	1	1	25	207677-000	GASKET ASSEMBLY	
1	1	1	1	1	1	1	1	1	1	1	1	1	1	1	1	26	300970-421	DIAL & DIAL BLANK BRACE	
2	2	2	2	2	2	2	2	2	2	2	2	2	2	2	2	27	300970-441	EYELET	
2	2	2	2	2	2	2	2	2	2	2	2	2	2	2	2	28	540362-273	#4-40 x 7/8" B.H.I.M. SELF TAPPING SCREW	
																29		ADAPTOR	
																	213153-000	Desert Beige	
																	212448-000	Dove Gray	
																	213148-000	Olive Green	
																	213149-000	Antique Ivory	
																	213150-000	Chinese Red	
																	213151-000	Canary Yellow	
																	208122-000	Black	
																	218820-000	White	
																	218821-000	Aqua Blue	
																	218822-000	Rose Pink	
1																30		DIAL BLANK ASSEMBLY	
																	213167-000	Desert Beige	
																	212450-000	Dove Gray	
																	213162-000	Olive Green	
																	213163-000	Antique Ivory	
																	213164-000	Chinese Red	
																	213165-000	Canary Yellow	
																	208128-000	Black	
																	218823-000	White	
																	218824-000	Aqua Blue	
																	218865-000	Rose Pink	
4	4	4	4	4	4	4	4	4	4	4	3	3	3	3	3	31	35814-000	CONNECTOR (NETWORK)	Not shown
1	1	1	1	1	1	1	1	1	1	1	1	1	1	1	1	32	503972-000	#6-32 x 7/16" B.H.I.M.S.	
2	2	2	2	2	2	2	2	2	2	2	2	2	2	2	2	33	213811-000	#6-32 x 3/8" B.H.I.M.S. (SEMS)	
2	2	2	2	2	2	2	2	2	2	2	2	2	2	2	2	34	522122-000	#8-32 x 1 1/4" R.H.I.M.S.	Not shown—for Wall Mounting
																35		RINGER ASSEMBLY	Not shown—see pages 121-122
																		RINGING TUBE PKG. ASSEMBLY	When equipped with BT type ringer
																36	208252-000	426-A Tube	
																37	300970-401	Bracket (tube mounting)	
																38	213821-000	#6-32 x 3/16" B.H.I.M.S. (Sems)	
																39	163146-000	#6-32 x 3/8" B.H.I.M. Self Tapping Screw	
																40	520207-000	#6 Shakeproof Washer	
																41	204785-090	TWO-STEP CONVERSION PKG. ASSEMBLY	Not shown

1573-W TWO-LINE TELEPHONE



The Stromberg-Carlson 1573-W Telephone is a two-line telephone equipped with a holding feature on both of its lines. The same telephone instrument provides intercommunication or local PX service over a third line. This telephone will be useful in all applications where a single instrument is desired with connection to two outside lines and with or without a third line for local intercommunicating service. Outside calls can be originated, answered, or held while maintaining connection on another line.

General Design

The 1573-W Telephone is an adaptation of the 1543-W Telephone, modified to provide line selection and hold keys. The handset and coil-capacitor unit are identical to those of the 1500 Series Telephones. The standard housing and base have been slightly modified so that the entire switching mechanism can be mounted on the base-plate of the telephone. One line selecting and two hold keys extend through the front of the telephone housing. Two other buttons are mounted on the housing: the red button is a recall button used to signal an operator or regain access to dial central office equipment when one line is on hold, the chrome plated button is used to establish a path for intercommunication over line three.

The 1573-W Telephone may be used with either a dial or manual central office or PBX system. No ringers are provided inside the telephone. Signaling is provided by using the new 1561 Bell Box, or similar bell, or buzzer apparatus.

The Stromberg-Carlson 2-10 or 4-20 Dial System is available for connection to the third line when a selective signaling and secret conversation system is desired for intercommunication.

Color

All 1573-WA Telephones are available in the same decorator colors as the 1543-W and 1553-W instruments.

Optional Feature

It is now possible to use the 1573-WA Telephone as a three-line instrument with the Hold feature on all three lines.

The mechanism to provide this holding feature to the third line is contained in one plunger. A kit is available consisting of the aforementioned plunger, a resistor, which is wired to the plunger, and necessary hardware and instructions for mounting this kit. This arrangement provides the user with the same holding facility as are on the other two lines.

To hold a call on the third line, simply lift the button on the left hookswitch plunger. In resuming conversation on the third line, depress the button to its normal position.

There is no possibility of a call being left in a held condition because the line will be restored upon replacement of the handset.

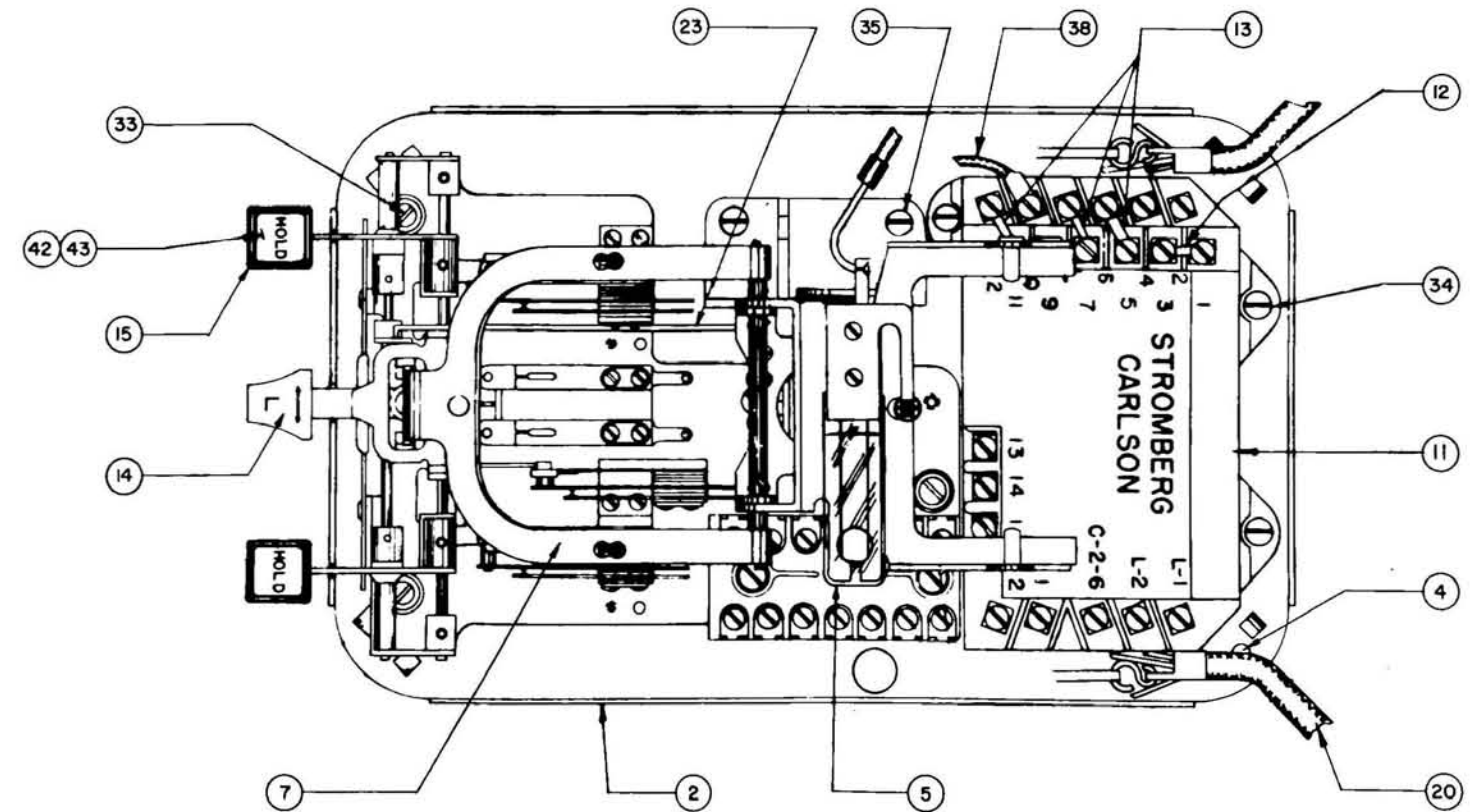
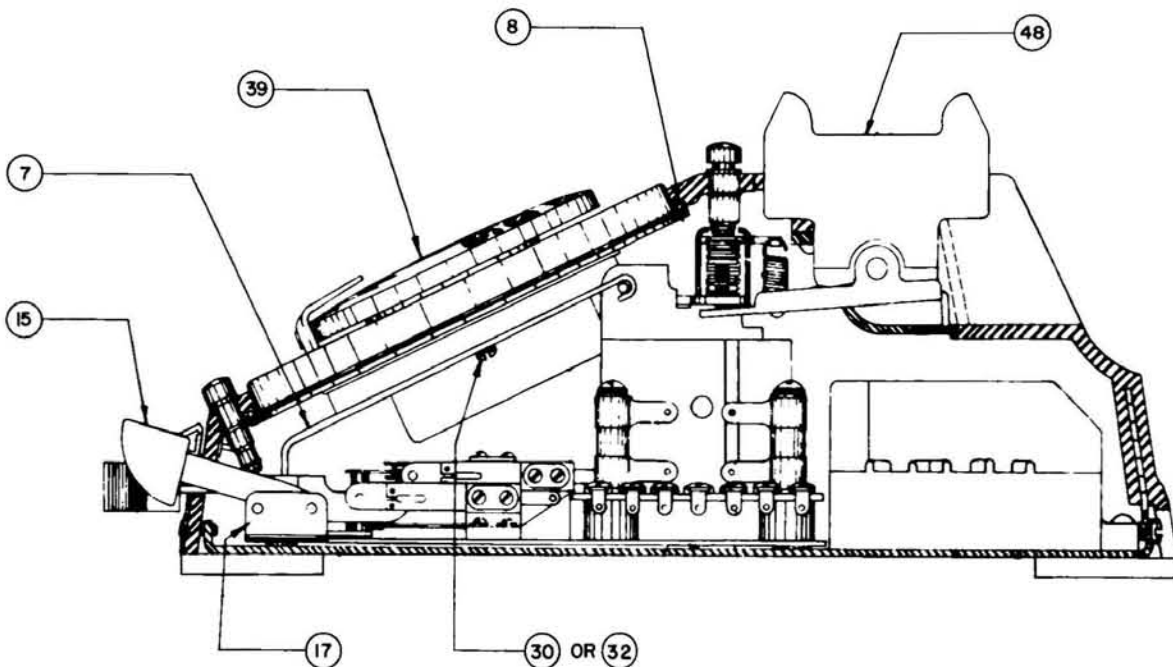
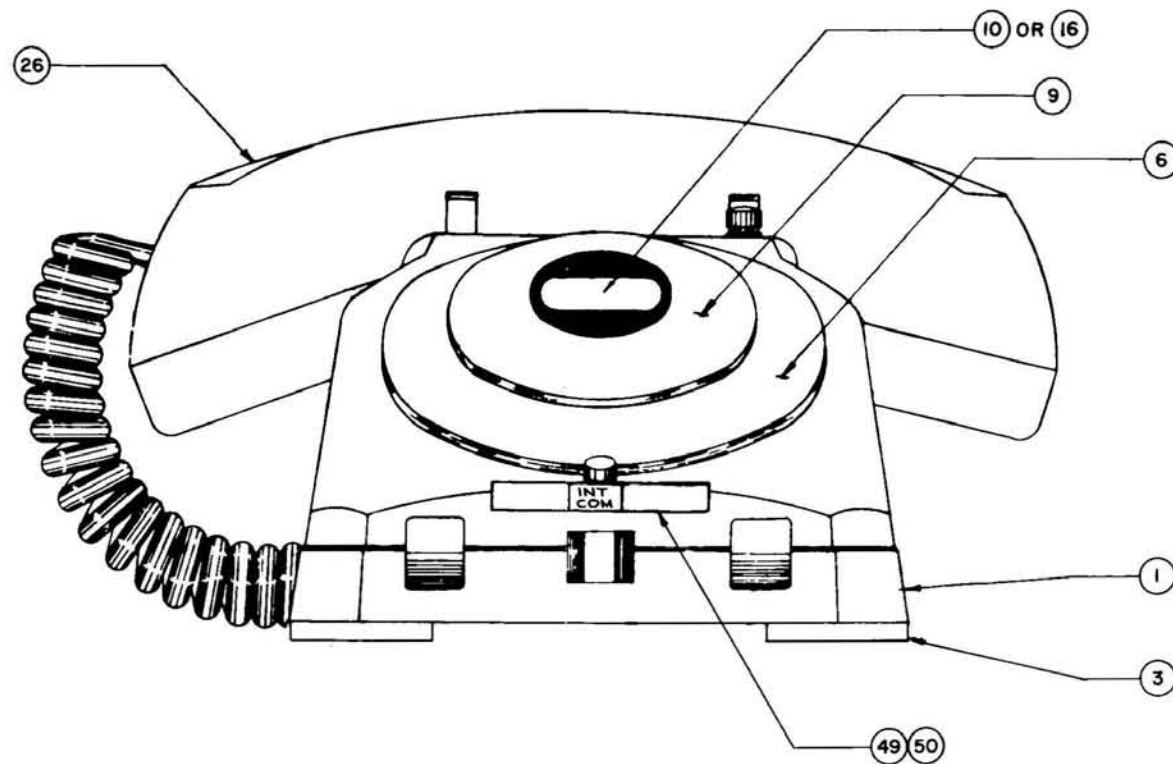
Stock No.	Description
204785-023	Package assembly, gray
204785-034	Package assembly, black
Contains the Following	
202131-406	Plunger switch assembly, gray
202131-516	Plunger switch assembly, black



Holding a connection is accomplished by pulling up the knob in the plunger. A slight push or replacement of the handset will remove the "Hold" condition.

STROMBERG-CARLSON

1573 TELEPHONES



1573 TELEPHONES

NUMBER OF PARTS REQUIRED																								ITEM	STOCK NO.	
																									1	209731
																										214190
1	1																									205030
		1	1																							205030
																										205030
																										205030
																										205030
																										205030
																										205030
																										205030
																										205030
																										205030
																										205030
																										205030
																										205030
																										205030
																										205030
																										205030
																										205030
																										205030
																										205030
																										205030
																										205030
																										205030
																										205030
																										205030
																										205030
																										205030
																										205030
																										205030
																										205030
																										205030
																										205030
																										205030
																										205030
																										205030
																										205030
																										205030
																										205030
																										205030
																										205030
																										205030
																										205030
																										205030
																										205030
																										205030
																										205030

Continued on Page 34a

ORDERING INFORMATION

COMPLETE TELEPHONES—Use stock numbers at top of chart. Codes M & D following stock numbers designate Manual or Dial. For specific dial requirements, see Series C & D Dials, pages 105-110. The stock numbers marked with an * are obsolete and are no longer available as complete telephones.

REPLACEMENT PARTS—The available replacement parts for both the current and obsolete telephones are shown in the chart. For breakdown of major assemblies (dial, handset) see specific pages as referenced in the remarks column.

1573 TELEPHONES

219330-000	M	G-1573-WA	Gray
219329-000	D	G-1573-WA	Gray
219328-000	M	1573-WA	Gray
219327-000	D	1573-WA	Gray
219029-000	D	1573-WA	Black
219028-000	D	1573-WA	Black
219027-000	D	1573-WA	Rose Pink
219026-000	D	1573-WA	Aqua Blue
219025-000	D	1573-WA	White
219024-000	D	1573-WA	Canary Yellow
219023-000	D	1573-WA	Chinese Red
219022-000	D	1573-WA	Antique Ivory
219021-000	D	1573-WA	Olive Green
219020-000	D	1573-WA	Chestnut Brown
219039-000	M	1573-WA	French Blue
219038-000	M	1573-WA	Beige
219037-000	M	1573-WA	Rose Pink
219036-000	M	1573-WA	Aqua Blue
219035-000	M	1573-WA	White
219034-000	M	1573-WA	Canary Yellow
219033-000	M	1573-WA	Chinese Red
219032-000	M	1573-WA	Antique Ivory
219031-000	M	1573-WA	Olive Green
219030-000	M	1573-WA	Chestnut Brown
218465-000	M	1573-WA	French Blue
218464-000	D	G-1573-WA	Beige
218463-000	M	G-1573-WA	Gray*
218462-000	D	1573-WA	Gray*
216333-000	M	1573-WA	Black*
216332-000	D	1573-WA	Black*
216331-000	D	1573-A	Black*
216330-000	M	1573-A	Black*
216529-000	D	G-1573-A	Black*
210905-000	M	G-1573-A	Gray*
210904-000	D	1573-A	Gray*
210903-000	D	1573	Black*
210902-000	M	1573	Black*
210901-000	M	1573	Black*

ORDERING INFORMATION

COMPLETE TELEPHONES—Use stock numbers at top of chart. Codes M & D following stock numbers designate Manual or Dial. For specific dial requirements, see Series C & D Dials, pages 105-110. The stock numbers marked with an * are obsolete and are no longer available as complete telephones.

REPLACEMENT PARTS—The available replacement parts for both the current and obsolete telephones are shown in the chart. For breakdown of major assemblies (dial, handset) see specific pages as referenced in the remarks column.

NUMBER OF PARTS REQUIRED																				REPLACEMENT PIECE PARTS LIST																																																																																																																																																																																																																																																																																																																																																																																																																																																																																																																																																																																																																																																																																																																																																																																									
																				ITEM	STOCK NO.	DESCRIPTION	REMARKS																																																																																																																																																																																																																																																																																																																																																																																																																																																																																																																																																																																																																																																																																																																																																																																						
																				9		DIAL BLANK ASSEMBLY																																																																																																																																																																																																																																																																																																																																																																																																																																																																																																																																																																																																																																																																																																																																																																																							
	1																				208137-000	Black																																																																																																																																																																																																																																																																																																																																																																																																																																																																																																																																																																																																																																																																																																																																																																																							
1																					212450-000	Gray																																																																																																																																																																																																																																																																																																																																																																																																																																																																																																																																																																																																																																																																																																																																																																																							
																					213167-000	Desert Beige																																																																																																																																																																																																																																																																																																																																																																																																																																																																																																																																																																																																																																																																																																																																																																																							
																					213166-000	French Blue																																																																																																																																																																																																																																																																																																																																																																																																																																																																																																																																																																																																																																																																																																																																																																																							
																					213168-000	Chestnut Brown																																																																																																																																																																																																																																																																																																																																																																																																																																																																																																																																																																																																																																																																																																																																																																																							
																					213162-000	Olive Green																																																																																																																																																																																																																																																																																																																																																																																																																																																																																																																																																																																																																																																																																																																																																																																							
																					213163-000	Antique Ivory																																																																																																																																																																																																																																																																																																																																																																																																																																																																																																																																																																																																																																																																																																																																																																																							
																					213164-000	Chinese Red																																																																																																																																																																																																																																																																																																																																																																																																																																																																																																																																																																																																																																																																																																																																																																																							
																					213165-000	Canary Yellow																																																																																																																																																																																																																																																																																																																																																																																																																																																																																																																																																																																																																																																																																																																																																																																							
																					218823-000	White																																																																																																																																																																																																																																																																																																																																																																																																																																																																																																																																																																																																																																																																																																																																																																																							
																					218824-000	Aqua Blue																																																																																																																																																																																																																																																																																																																																																																																																																																																																																																																																																																																																																																																																																																																																																																																							
																					218865-000	Rose Pink																																																																																																																																																																																																																																																																																																																																																																																																																																																																																																																																																																																																																																																																																																																																																																																							
1	1																				10	211346-000	STA. NO. CARD PKG. ASSEM. (MANUAL)	Used on Series "C" Dials																																																																																																																																																																																																																																																																																																																																																																																																																																																																																																																																																																																																																																																																																																																																																																																					
																					11		COIL CAPACITOR ASSEMBLY																																																																																																																																																																																																																																																																																																																																																																																																																																																																																																																																																																																																																																																																																																																																																																																						
																						211155-000																																																																																																																																																																																																																																																																																																																																																																																																																																																																																																																																																																																																																																																																																																																																																																																							
1	1	1	1	1	1	1	1	1	1	1	1	1	1	1	1	1	1	1	1	1		210640-RA		Replaces 210640-000																																																																																																																																																																																																																																																																																																																																																																																																																																																																																																																																																																																																																																																																																																																																																																																					
																						210558-000																																																																																																																																																																																																																																																																																																																																																																																																																																																																																																																																																																																																																																																																																																																																																																																							
3	3	3	3	3	3	3	3	3	3	3	3	3	3	3	3	3	3	3	3	3	3	3	3	3	3	3	3	3	3	3	3	3	3	3	3	3	3	3	3	3	3	3	3	3	3	3	3	3	3	3	3	3	3	3	3	3	3	3	3	3	3	3	3	3	3	3	3	3	3	3	3	3	3	3	3	3	3	3	3	3	3	3	3	3	3	3	3	3	3	3	3	3	3	3	3	3	3	3	3	3	3	3	3	3	3	3	3	3	3	3	3	3	3	3	3	3	3	3	3	3	3	3	3	3	3	3	3	3	3	3	3	3	3	3	3	3	3	3	3	3	3	3	3	3	3	3	3	3	3	3	3	3	3	3	3	3	3	3	3	3	3	3	3	3	3	3	3	3	3	3	3	3	3	3	3	3	3	3	3	3	3	3	3	3	3	3	3	3	3	3	3	3	3	3	3	3	3	3	3	3	3	3	3	3	3	3	3	3	3	3	3	3	3	3	3	3	3	3	3	3	3	3	3	3	3	3	3	3	3	3	3	3	3	3	3	3	3	3	3	3	3	3	3	3	3	3	3	3	3	3	3	3	3	3	3	3	3	3	3	3	3	3	3	3	3	3	3	3	3	3	3	3	3	3	3	3	3	3	3	3	3	3	3	3	3	3	3	3	3	3	3	3	3	3	3	3	3	3	3	3	3	3	3	3	3	3	3	3	3	3	3	3	3	3	3	3	3	3	3	3	3	3	3	3	3	3	3	3	3	3	3	3	3	3	3	3	3	3	3	3	3	3	3	3	3	3	3	3	3	3	3	3	3	3	3	3	3	3	3	3	3	3	3	3	3	3	3	3	3	3	3	3	3	3	3	3	3	3	3	3	3	3	3	3	3	3	3	3	3	3	3	3	3	3	3	3	3	3	3	3	3	3	3	3	3	3	3	3	3	3	3	3	3	3	3	3	3	3	3	3	3	3	3	3	3	3	3	3	3	3	3	3	3	3	3	3	3	3	3	3	3	3	3	3	3	3	3	3	3	3	3	3	3	3	3	3	3	3	3	3	3	3	3	3	3	3	3	3	3	3	3	3	3	3	3	3	3	3	3	3	3	3	3	3	3	3	3	3	3	3	3	3	3	3	3	3	3	3	3	3	3	3	3	3	3	3	3	3	3	3	3	3	3	3	3	3	3	3	3	3	3	3	3	3	3	3	3	3	3	3	3	3	3	3	3	3	3	3	3	3	3	3	3	3	3	3	3	3	3	3	3	3	3	3	3	3	3	3	3	3	3	3	3	3	3	3	3	3	3	3	3	3	3	3	3	3	3	3	3	3	3	3	3	3	3	3	3	3	3	3	3	3	3	3	3	3	3	3	3	3	3	3	3	3	3	3	3	3	3	3	3	3	3	3	3	3	3	3	3	3	3	3	3	3	3	3	3	3	3	3	3	3	3	3	3	3	3	3	3	3	3	3	3	3	3	3	3	3	3	3	3	3	3	3	3	3	3	3	3	3	3	3	3	3	3	3	3	3	3	3	3	3	3	3	3	3	3	3	3	3	3	3	3	3	3	3	3	3	3	3	3	3	3	3	3	3	3	3	3	3	3	3	3	3	3	3	3	3	3	3	3	3	3	3	3	3	3	3	3	3	3	3	3	3	3	3	3	3	3	3	3	3	3	3	3	3	3	3	3	3	3	3	3	3	3	3	3	3	3	3	3	3	3	3	3	3	3	3	3	3	3	3	3	3	3	3	3	3	3	3	3	3	3	3	3	3	3	3	3	3	3

1573 TELEPHONES

219330-000	M	G-1573-WA	Gray
219329-000	D	G-1573-WA	Gray
219328-000	M	1573-WA	Black
219327-000	D	1573-WA	Black
219029-000	D	1573-WA	Black
219028-000	D	1573-WA	Black
219027-000	D	1573-WA	Rose Pink
219026-000	D	1573-WA	Aqua Blue
219025-000	D	1573-WA	White
219024-000	D	1573-WA	Canary Yellow
219023-000	D	1573-WA	Chinese Red
219022-000	D	1573-WA	Antique Ivory
219021-000	D	1573-WA	Olive Green
219020-000	D	1573-WA	Chestnut Brown
219039-000	M	1573-WA	French Blue
219038-000	M	1573-WA	Beige
219037-000	M	1573-WA	Rose Pink
219036-000	M	1573-WA	Aqua Blue
219035-000	M	1573-WA	White
219034-000	M	1573-WA	Canary Yellow
219033-000	M	1573-WA	Chinese Red
219032-000	M	1573-WA	Antique Ivory
219031-000	M	1573-WA	Olive Green
219030-000	M	1573-WA	Chestnut Brown
218465-000	D	1573-WA	French Blue
218464-000	D	G-1573-WA	Beige
218463-000	M	G-1573-WA	Gray*
218462-000	D	1573-WA	Gray*
216533-000	M	1573-WA	Black*
216532-000	D	1573-WA	Black*
216531-000	D	1573-A	Black*
216530-000	M	1573-A	Black*
216529-000	D	G-1573-A	Black*
210905-000	M	G-1573-A	Gray*
210904-000	D	G-1573-A	Gray*
210903-000	D	1573	Black*
210902-000	D	1573	Black*
	M	1573	Black*

ORDERING INFORMATION

COMPLETE TELEPHONES—Use stock numbers at top of chart. Codes M & D following stock numbers designate Manual or Dial. For specific dial requirements, see Series C & D Dials, pages 105-110. The stock numbers marked with an * are obsolete and are no longer available as complete telephones.

REPLACEMENT PARTS—The available replacement parts for both the current and obsolete telephones are shown in the chart. For breakdown of major assemblies (dial, handset) see specific pages as referenced in the remarks column.

[illegible]

1573 TELEPHONES

219330-000	M	G-1573-WA	Gray
219329-000	D	G-1573-WA	Gray
219328-000	M	1573-WA	Black
219327-000	D	1573-WA	Black
219029-000	D	1573-WA	Black
219028-000	D	1573-WA	Black
219027-000	D	1573-WA	Rose Pink
219026-000	D	1573-WA	Aqua Blue
219025-000	D	1573-WA	White
219024-000	D	1573-WA	Canary Yellow
219023-000	D	1573-WA	Chinese Red
219022-000	D	1573-WA	Antique Ivory
219021-000	D	1573-WA	Olive Green
219020-000	D	1573-WA	Chestnut Brown
219039-000	M	1573-WA	French Blue
219038-000	M	1573-WA	Beige
219037-000	M	1573-WA	Rose Pink
219036-000	M	1573-WA	Aqua Blue
219035-000	M	1573-WA	White
219034-000	M	1573-WA	Canary Yellow
219033-000	M	1573-WA	Chinese Red
219032-000	M	1573-WA	Antique Ivory
219031-000	M	1573-WA	Olive Green
219030-000	M	1573-WA	Chestnut Brown
218465-000	M	G-1573-WA	Beige
218464-000	D	G-1573-WA	Gray*
218463-000	M	1573-WA	Gray*
218462-000	D	1573-WA	Black*
216332-000	D	1573-A	Black*
216331-000	M	1573-A	Black*
216330-000	M	1573-A	Black*
216329-000	D	G-1573-A	Gray*
210905-000	M	G-1573-A	Gray*
210904-000	D	1573	Black*
210903-000	D	1573	Black*
210902-000	M	1573	Black*

ORDERING INFORMATION

COMPLETE TELEPHONES—Use stock numbers at top of chart. Codes M & D following stock numbers designate Manual or Dial. For specific dial requirements, see Series C & D Dials, pages 105-110. The stock numbers marked with an * are obsolete and are no longer available as complete telephones.

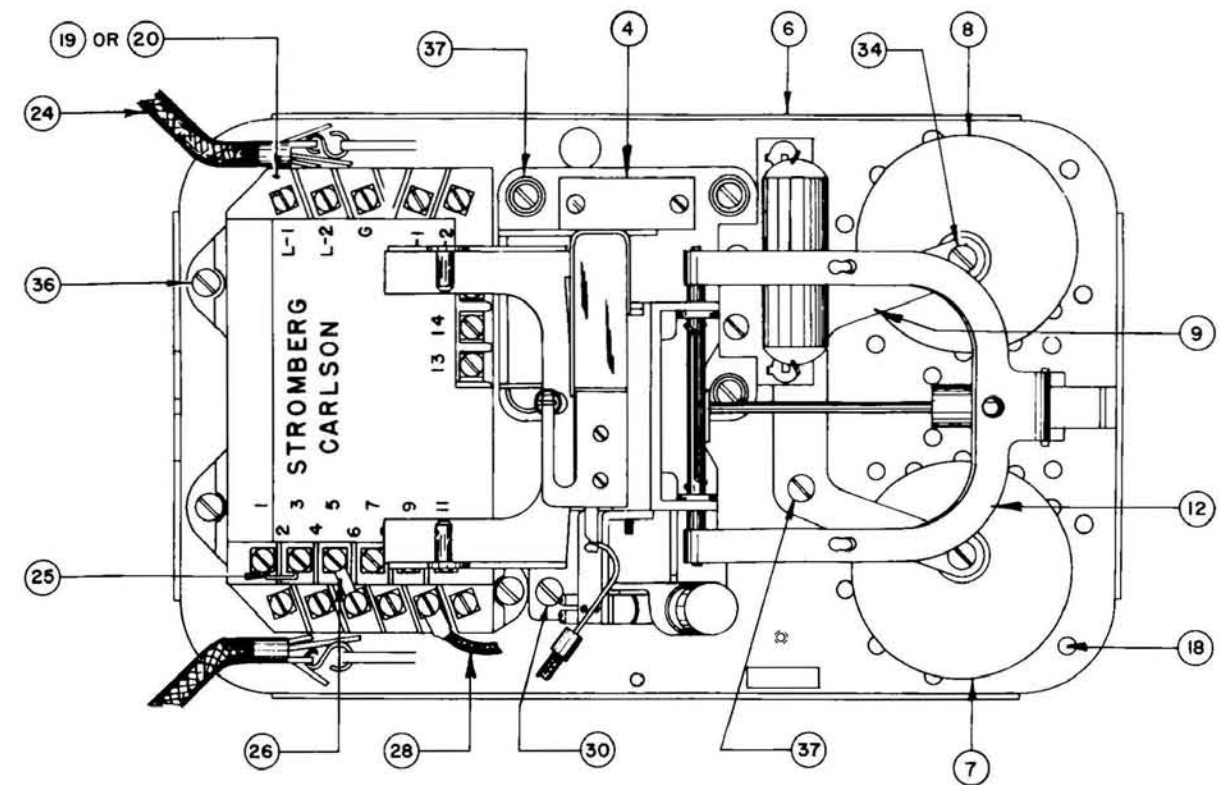
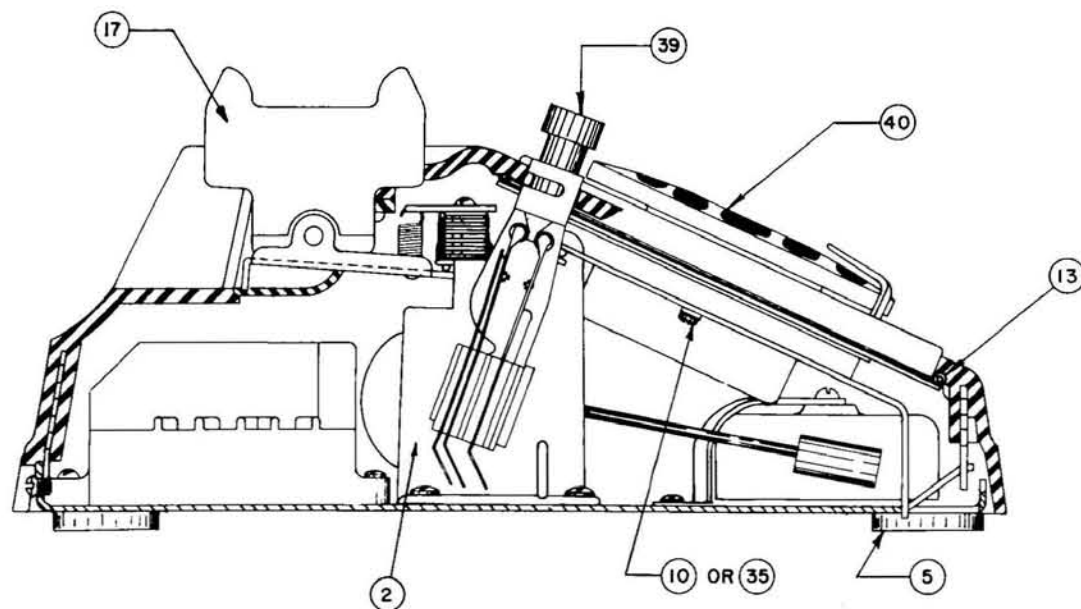
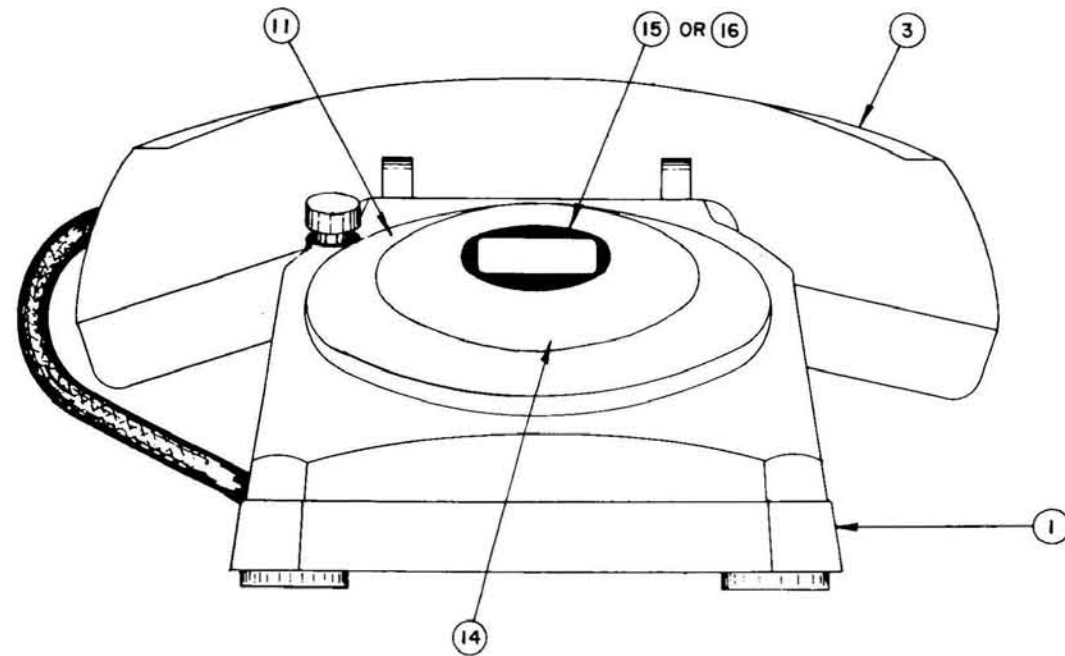
REPLACEMENT PARTS—The available replacement parts for both the current and obsolete telephones are shown in the chart. For breakdown of major assemblies (dial, handset) see specific pages as referenced in the remarks column.

[illegible]

1573 TELEPHONES

[illegible]

1574-W KEY TELEPHONE



1574-W KEY TELEPHONE



The 1574-W telephone is very much like a standard telephone in over-all appearance. The one feature that makes the 1574-W telephone different from the standard instrument is the incorporation of a twist or push type key into the housing. This key is normally used as a transfer key to transfer ringing from one telephone to another, it may be used for other purposes as desired.

KEY SPECIFICATION—May have up to 4 form A's, 4 form B's, 2 form C's or 2 form D's spring combinations or a combination of any two in either the push or twist type key. Springs are insulated to withstand a breakdown of 500 volts RMS.

ORDERING INFORMATION

COMPLETE TELEPHONE—The stock numbers shown at the top of the chart are for reference only. The stock number marked with an * is obsolete and parts only are available. When ordering a 1574-W Telephone, specify the following —

1. Code No. (1574-W)
2. Code and stock number of key required.
3. Color (black is standard, other colors are available upon request).
4. Ringer required (71, 73 or 74) see pages 117, 121, 122.
5. Manual or Dial.

REPLACEMENT PARTS—The available replacement parts for both the current and obsolete telephones are shown in the chart. For breakdown of major assemblies (handsets, dials, ringers) see specific pages as referenced in the remarks column.

200831-000
212573-000*

STROMBERG-CARLSON

				REPLACEMENT PIECE PARTS LIST			
NO. PARTS REQ'D.				ITEM	STOCK NO.	DESCRIPTION	REMARKS
		1	1	1	212570-000	HOUSING ASSEMBLY	
				2		HOOKEWITCH ASSEMBLY	
			1		218273-000	With Plungers	
		1			202133-366	Without Plungers	
				3		HANDSET ASSEMBLY	
			1		211361-000	26-C	See page 97
		1			211397-000	27-D	See pages 98-99
				4		RINGERS	See pages 117, 121, 122
				5		FOOT ASSEMBLY	
			4		207667-000	Old Style	Replaced by 300970-541
		4			300970-541	New Style	
		1	1	6	207678-000	BASE	
		1	1	7	207744-000	GONG (HI)	
		1	1	8	207745-000	GONG (LO)	
		1	1	9	207741-000	GONG BRACKET	
				10	208248-000	#4-40 x 3/4" B.H.I.M. SELF-TAPPING SCREW	(2) When not eqpd. with dial
				11	208122-000	ADAPTOR-DIAL BLANK	(1) When not eqpd. with dial
		1	1	12	207673-000	DIAL BRACKET	
		1	1	13	207677-000	GASKET ASSEMBLY	
				14	208137-000	DIAL BLANK ASSEMBLY	(1) When not eqpd. with dial
				15	211346-000	STA. NO. CARD PKG. ASSEM. (MANUAL)	(1) When not eqpd. with dial
				16	204785-012	STA. NO. CARD PKG. ASSEM. (DIAL)	(1) When eqpd. with dial
		2		17	211121-000	PLUNGER	
		4		18	540351-025	EYELET	
		1		19	210640-RA	NETWORK	
			1	20	210558-000	COIL CAPACITOR ASSEMBLY	
		1		21	300970-561	BUSHING	Not shown
				22	207687-000	DIAL CABLE (4 COND.)	Not shown—used with 212573-000
				23	203052-000	DIAL CABLE CLAMP	Not shown—used with 212573-000
		1	1	24	211304-000	LINE CORD (WDR-3J)	
		2	1	25	35814-000	CONNECTOR	
			3	26	41566-000	CONNECTOR	

Continued on Page 40a

1574-W KEY TELEPHONES

ORDERING INFORMATION

COMPLETE TELEPHONE—The stock numbers shown at the top of the chart are for reference only. The stock number marked with an * is obsolete and parts only are available. When ordering a 1574-W Telephone, specify the following —

1. Code No. (1574-W)
2. Code and stock number of key required.
3. Color (black is standard, other colors are available upon request).
4. Ringer required (71, 73 or 74) see pages 117, 121, 122.
5. Manual or Dial.

REPLACEMENT PARTS—The available replacement parts for both the current and obsolete telephones are shown in the chart. For breakdown of major assemblies (handsets, dials, ringers) see specific pages as referenced in the remarks column.



				REPLACEMENT PIECE PARTS LIST		
NO.	PARTS	REQ'D.	ITEM	STOCK NO.	DESCRIPTION	REMARKS
	1	1	27	202300-106	TERMINAL BLOCK ASSEM. #17-A (WALL)	Not shown
	1	1	28	44184-000	T-I-E CORD (6" RED)	
		1	29	212619-000	#6-32 x 3/4" B.H.I.M.S.	Not shown
	2		30	540383-345	#6-32 x 1/4" PAN HEAD SCREW (SEMS)	
	1		31	505372-000	#8-32 x 3/8" B.H.I.M.S.	Not shown
			32	515872-000	#4-36 x 3/4" B.H.I.M.S.	Not shown
	2	2	33	521942-000	SCREW (TERM. BLOCK)	Not shown
	2	2	34	207683-000	SCREW & LOCKWASHER ASSEMBLY	
			35	213624-000	#4-36 x 3/8" B.H.I.M.S. (SEMS)	(2) When eqpd. with dial
	3	3	36	213811-000	#6-32 x 3/8" B.H.I.M.S. (SEMS)	
	5	9	37	213821-000	#6-32 x 3/8" B.H.I.M.S. (SEMS)	
	1	1	38	163132-000	WASHER 3/8" dia. outside, 13/4" inside SHKP.	Not shown
			39		KEY ASSEMBLY	
	1			212569-000	361-A	for 212573-000 only
				216909-000	361-CC	
				217046-000	363-CC	
				216745-000	363-DD	
	1			200157-019	361-A	1-A Push Non-Lock
				200157-029	361-CC	2-C Push Non-Lock
				200157-039	363-CC	2-C Twist-Lock
				200157-049	363-DD	2-D Twist-Lock
				200157-059	363-BB	2-B Twist-Lock
			40		DIALS	for 200831-000
					Series "C"	
					See pages 105-106	
				206950-000	CE-207	
				206951-000	CE-208	
				206952-000	CE-209	
				207760-000	CE-210	
				207761-000	CE-211	
				207762-000	CE-212	
					Series "D"	See pages 109-110
	1			213092-000	DE-212	

THE 1575-W SERIES MULTI-LINE TELEPHONE



The 1575-W Series Multi-Line Telephone is the station equipment for use with the Stromberg-Carlson 6K-1 System. In this desk instrument, similar in size and general appearance to all the 1500 Series Telephones, is the equivalent of a small switchboard. Each subscriber, with or without assistance from an operator, can originate and receive calls on from one to five central office, PBX, intercommunicating, or private lines. The subscriber will also be able to hold calls on from one to five central office or PBX lines. In addition each user can, if the instrument is so

equipped, signal and talk over local or intercommunicating lines while holding central office calls. The user may then tell the called party that he should pick up the held incoming call, or obtain information from within the plant to relay back to the caller on the held outside line.

The many possibilities for the 1575-W Series Telephones as a component of the 6K-1 System are described in more detail under Interior Systems in Section C of this catalog.

General Design

Its general design is similar to the 1543-W Standard Telephone and the 1573-W Two-Line Telephone. Five line keys, each with its associated lamp for visual indication, are arranged across the front of the housing.

The No. 96 Terminal Box is part of the 1575-W Series Telephones and provides convenient terminals for connection to the distribution cable.

The handset is the same as that used on the 1543-W Telephone. The same dials that are available for the 1543-W can be used with the 1575-W telephones.

The six keys on the 1575-W telephones can be arranged to furnish many combinations of service. The maximum number of lines to central office or PBX is five. When holding, intercommunication, or signaling keys are desired, the number of line keys are correspondingly reduced. This telephone replaces the cumbersome method of providing multi-line service with key boxes or push buttons with ordinary telephones.

Color

All 1575-WA1 and -WB1 Telephones are available in the same decorator colors as the 1543-W and the 1553-W instruments.



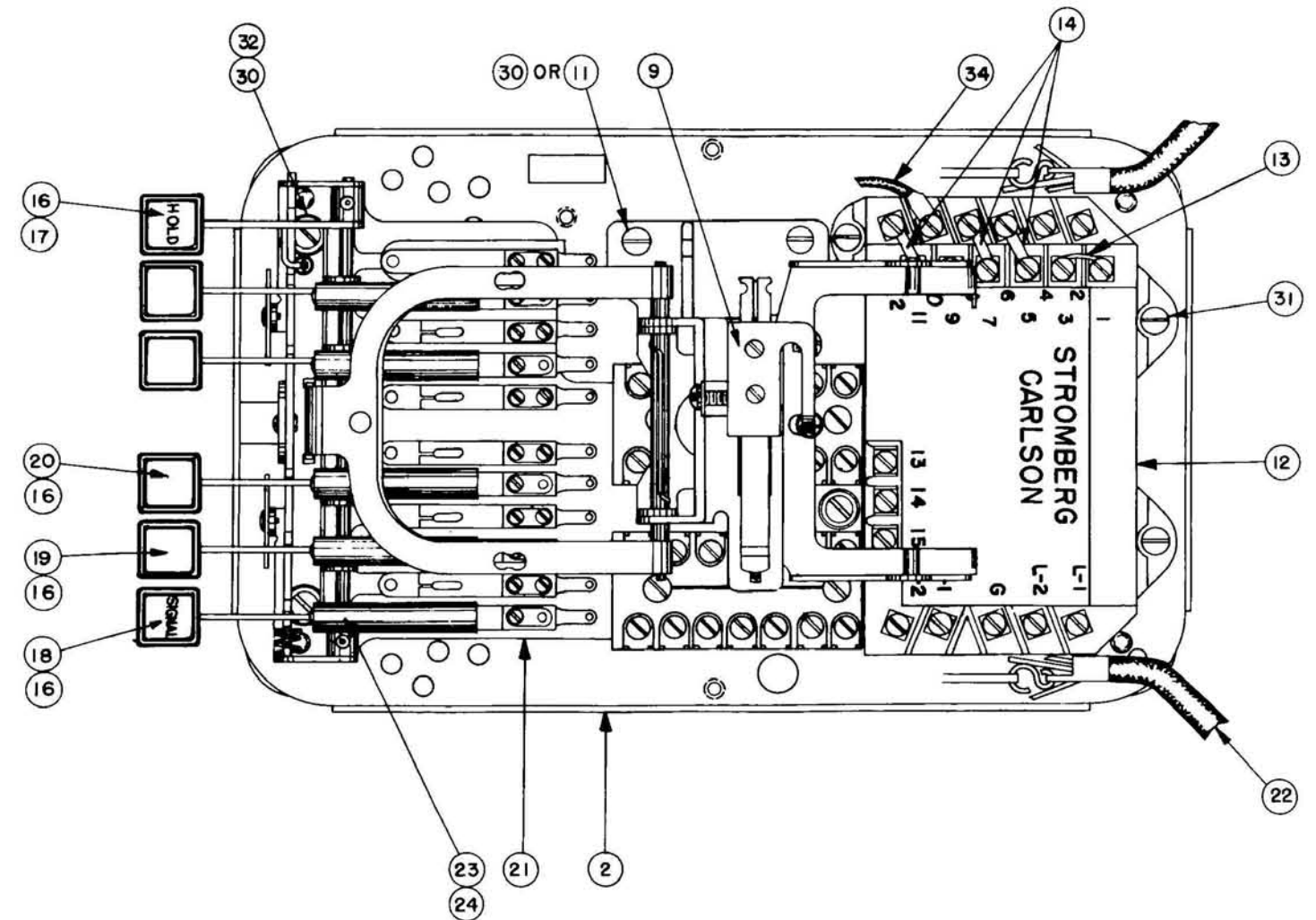
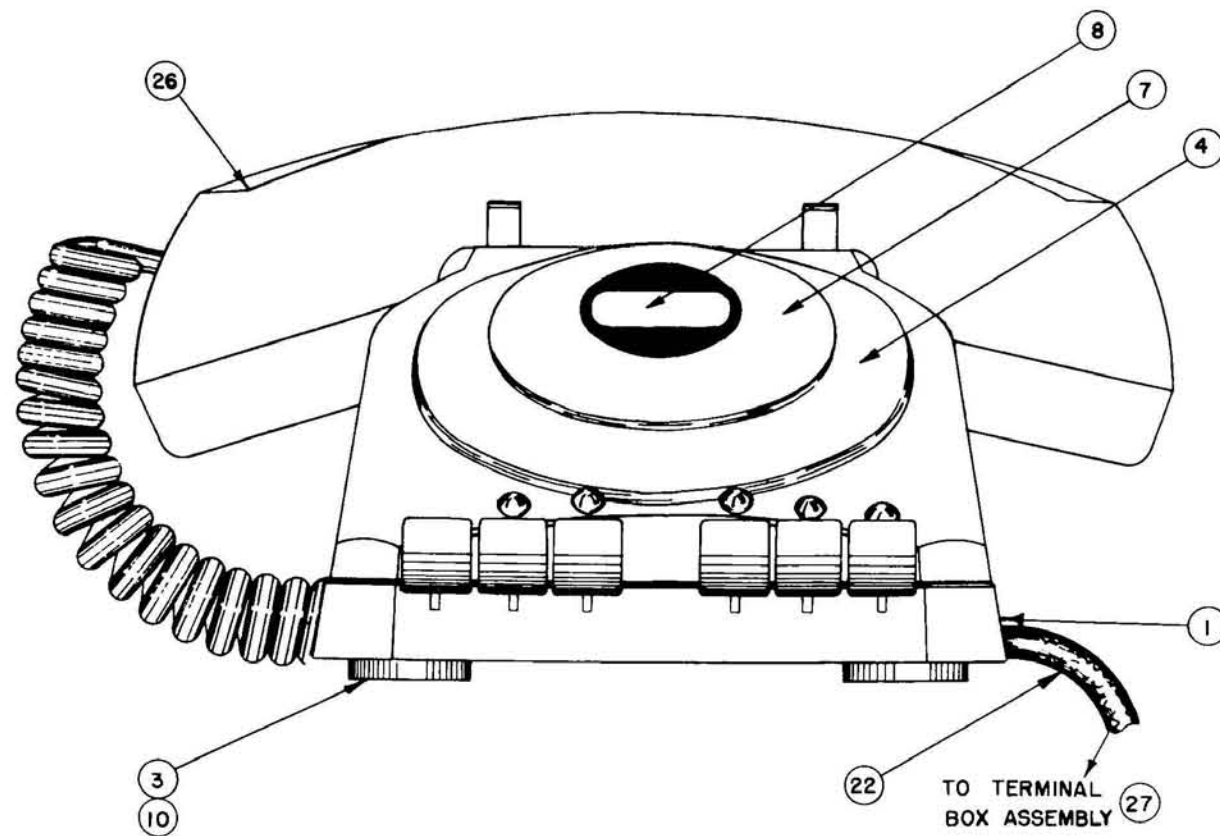
Manual Exclusion offers privacy to the user by excluding other telephones from the line in use. Because this feature is plunger mounted, replacing the handset will restore the line to normal.



The 1575-W Telephones offer the complete Key System for business. Holding, transferring, making or receiving calls are all accomplished through the use of the keys. Lamp signals show status of line.

STROMBERG-CARLSON

1575-W MULTI-LINE TELEPHONES



1575-W MULTI-LINE TELEPHONES

219119-000	D	1575-WBI	Rose Pink
219099-000	D	1575-WBI	Rose Pink
219118-000	D	1575-WAI	Rose Pink
219098-000	M	1575-WBI	Rose Pink
219117-000	M	1575-WAI	Rose Pink
219097-000	D	1575-WBI	Rose Pink
219116-000	D	1575-WAI	Aqua Blue
219096-000	M	1575-WBI	Aqua Blue
219115-000	M	1575-WBI	Aqua Blue
219095-000	D	1575-WAI	Aqua Blue
219114-000	D	1575-WBI	Aqua Blue
219094-000	M	1575-WAI	White
219113-000	M	1575-WBI	White
219093-000	D	1575-WAI	White
219112-000	D	1575-WBI	White
219092-000	M	1575-WAI	Canary Yellow
219111-000	M	1575-WBI	Canary Yellow
219091-000	D	1575-WAI	Canary Yellow
219110-000	D	1575-WBI	Chinese Red
219090-000	M	1575-WAI	Chinese Red
219109-000	M	1575-WBI	Chinese Red
219089-000	D	1575-WAI	Chinese Red
219108-000	D	1575-WBI	Antique Ivory
219088-000	M	1575-WAI	Antique Ivory
219107-000	M	1575-WBI	Antique Ivory
219087-000	D	1575-WAI	Antique Ivory
219106-000	D	1575-WBI	Olive Green
219086-000	M	1575-WAI	Olive Green
219105-000	M	1575-WBI	Olive Green
219085-000	D	1575-WAI	Olive Green
219104-000	D	1575-WBI	Olive Green
219084-000	M	1575-WAI	Chestnut Brown
219103-000	M	1575-WBI	Chestnut Brown
219083-000	D	1575-WAI	Chestnut Brown
219102-000	D	1575-WBI	Chestnut Brown
219082-000	M	1575-WAI	French Blue
219101-000	M	1575-WBI	French Blue
219081-000	D	1575-WAI	French Blue
219100-000	D	1575-WBI	Desert Beige
219080-000	M	1575-WAI	Desert Beige
219326-000	M	1575-WBI	Desert Beige
219325-000	D	1575-WAI	Desert Beige
219324-000	M	1575-WBI	Dove Gray
218592-000	D	1575-WAI	Dove Gray
218591-000	M	1575-WBI	Dove Gray
218590-000	D	1575-WAI	Dove Gray
218589-000	M	1575-WBI	Gray*
216857-000	M	1575-WAI	Gray*
216856-000	D	1575-WBI	Gray*
216855-000	M	1575-WAI	Gray*
216854-000	D	1575-WBI	Gray*
211146-000	M	1575-WAI	Gray*
211144-000	D	1575-WBI	Gray*
211143-000	D	1575-WAI	Gray*
211142-000	M	1575-WBI	Black*
211141-000	D	1575-WAI	Black*
211140-000	M	1575-WBI	Black*
211139-000	D	1575-WAI	Black*
211138-000	M	1575-WBI	Black*
211137-000	D	1575-WAI	Black*
211136-000	M	1575-WBI	Black*

ORDERING INFORMATION

COMPLETE TELEPHONES—Use stock numbers at top of chart. Codes M & D following stock numbers designate Manual or Dial. For specific dial requirements see Series "C" and "D" Dials, pages 105-110. Stock numbers marked with an * are obsolete and are no longer available as complete telephones.

REPLACEMENT PARTS—The replacement parts for both the current and obsolete telephones are shown in the chart. For breakdown of major assemblies (dials, handsets) see specific pages as referenced in the remarks column.

[illegible]

1575-W MULTI-LINE TELEPHONES

STROMBERG-CARLSON

219119-000	D	1575-WBI	Rose Pink
219099-000	D	1575-WBI	Rose Pink
219118-000	D	1575-WBI	Rose Pink
219098-000	M	1575-WBI	Rose Pink
219117-000	M	1575-WBI	Rose Pink
219097-000	D	1575-WBI	Rose Pink
219116-000	D	1575-WBI	Rose Pink
219096-000	M	1575-WBI	Rose Pink
219115-000	M	1575-WBI	Rose Pink
219095-000	D	1575-WBI	Rose Pink
219114-000	D	1575-WBI	Rose Pink
219094-000	M	1575-WBI	Rose Pink
219113-000	M	1575-WBI	Rose Pink
219093-000	D	1575-WBI	Rose Pink
219112-000	D	1575-WBI	Rose Pink
219092-000	M	1575-WBI	Rose Pink
219111-000	M	1575-WBI	Rose Pink
219091-000	D	1575-WBI	Rose Pink
219110-000	D	1575-WBI	Rose Pink
219090-000	M	1575-WBI	Rose Pink
219109-000	M	1575-WBI	Rose Pink
219089-000	D	1575-WBI	Rose Pink
219108-000	D	1575-WBI	Rose Pink
219088-000	M	1575-WBI	Rose Pink
219107-000	M	1575-WBI	Rose Pink
219087-000	D	1575-WBI	Rose Pink
219106-000	D	1575-WBI	Rose Pink
219086-000	M	1575-WBI	Rose Pink
219105-000	M	1575-WBI	Rose Pink
219085-000	D	1575-WBI	Rose Pink
219104-000	D	1575-WBI	Rose Pink
219084-000	M	1575-WBI	Rose Pink
219103-000	M	1575-WBI	Rose Pink
219083-000	D	1575-WBI	Rose Pink
219102-000	D	1575-WBI	Rose Pink
219082-000	M	1575-WBI	Rose Pink
219101-000	M	1575-WBI	Rose Pink
219081-000	D	1575-WBI	Rose Pink
219100-000	D	1575-WBI	Rose Pink
219080-000	M	1575-WBI	Rose Pink
219326-000	M	1575-WBI	Rose Pink
219325-000	D	1575-WBI	Rose Pink
219324-000	M	1575-WBI	Rose Pink
219323-000	D	1575-WBI	Rose Pink
218592-000	M	1575-WBI	Rose Pink
218591-000	D	1575-WBI	Rose Pink
218590-000	M	1575-WBI	Rose Pink
216857-000	M	1575-WBI	Rose Pink
216856-000	D	1575-WBI	Rose Pink
216855-000	M	1575-WBI	Rose Pink
216854-000	D	1575-WBI	Rose Pink
211146-000	M	1575-WBI	Rose Pink
211144-000	D	1575-WBI	Rose Pink
211143-000	M	1575-WBI	Rose Pink
211120-000	D	1575-WBI	Rose Pink
211118-000	M	1575-WBI	Rose Pink
211117-000	D	1575-WBI	Rose Pink
211116-000	M	1575-WBI	Rose Pink
211115-000	D	1575-WBI	Rose Pink
211114-000	M	1575-WBI	Rose Pink
211113-000	D	1575-WBI	Rose Pink
211112-000	M	1575-WBI	Rose Pink
211111-000	D	1575-WBI	Rose Pink
211110-000	M	1575-WBI	Rose Pink
211109-000	D	1575-WBI	Rose Pink
211108-000	M	1575-WBI	Rose Pink
211107-000	D	1575-WBI	Rose Pink
211106-000	M	1575-WBI	Rose Pink
211105-000	D	1575-WBI	Rose Pink
211104-000	M	1575-WBI	Rose Pink
211103-000	D	1575-WBI	Rose Pink
211102-000	M	1575-WBI	Rose Pink
211101-000	D	1575-WBI	Rose Pink
211100-000	M	1575-WBI	Rose Pink
211099-000	D	1575-WBI	Rose Pink
211098-000	M	1575-WBI	Rose Pink
211097-000	D	1575-WBI	Rose Pink
211096-000	M	1575-WBI	Rose Pink
211095-000	D	1575-WBI	Rose Pink
211094-000	M	1575-WBI	Rose Pink
211093-000	D	1575-WBI	Rose Pink
211092-000	M	1575-WBI	Rose Pink
211091-000	D	1575-WBI	Rose Pink
211090-000	M	1575-WBI	Rose Pink
211089-000	D	1575-WBI	Rose Pink
211088-000	M	1575-WBI	Rose Pink
211087-000	D	1575-WBI	Rose Pink
211086-000	M	1575-WBI	Rose Pink
211085-000	D	1575-WBI	Rose Pink
211084-000	M	1575-WBI	Rose Pink
211083-000	D	1575-WBI	Rose Pink
211082-000	M	1575-WBI	Rose Pink
211081-000	D	1575-WBI	Rose Pink
211080-000	M	1575-WBI	Rose Pink
211079-000	D	1575-WBI	Rose Pink
211078-000	M	1575-WBI	Rose Pink
211077-000	D	1575-WBI	Rose Pink
211076-000	M	1575-WBI	Rose Pink
211075-000	D	1575-WBI	Rose Pink
211074-000	M	1575-WBI	Rose Pink
211073-000	D	1575-WBI	Rose Pink
211072-000	M	1575-WBI	Rose Pink
211071-000	D	1575-WBI	Rose Pink
211070-000	M	1575-WBI	Rose Pink
211069-000	D	1575-WBI	Rose Pink
211068-000	M	1575-WBI	Rose Pink
211067-000	D	1575-WBI	Rose Pink
211066-000	M	1575-WBI	Rose Pink
211065-000	D	1575-WBI	Rose Pink
211064-000	M	1575-WBI	Rose Pink
211063-000	D	1575-WBI	Rose Pink
211062-000	M	1575-WBI	Rose Pink
211061-000	D	1575-WBI	Rose Pink
211060-000	M	1575-WBI	Rose Pink
211059-000	D	1575-WBI	Rose Pink
211058-000	M	1575-WBI	Rose Pink
211057-000	D	1575-WBI	Rose Pink
211056-000	M	1575-WBI	Rose Pink
211055-000	D	1575-WBI	Rose Pink
211054-000	M	1575-WBI	Rose Pink
211053-000	D	1575-WBI	Rose Pink
211052-000	M	1575-WBI	Rose Pink
211051-000	D	1575-WBI	Rose Pink
211050-000	M	1575-WBI	Rose Pink
211049-000	D	1575-WBI	Rose Pink
211048-000	M	1575-WBI	Rose Pink
211047-000	D	1575-WBI	Rose Pink
211046-000	M	1575-WBI	Rose Pink
211045-000	D	1575-WBI	Rose Pink
211044-000	M	1575-WBI	Rose Pink
211043-000	D	1575-WBI	Rose Pink
211042-000	M	1575-WBI	Rose Pink
211041-000	D	1575-WBI	Rose Pink
211040-000	M	1575-WBI	Rose Pink
211039-000	D	1575-WBI	Rose Pink
211038-000	M	1575-WBI	Rose Pink
211037-000	D	1575-WBI	Rose Pink
211036-000	M	1575-WBI	Rose Pink
211035-000	D	1575-WBI	Rose Pink
211034-000	M	1575-WBI	Rose Pink
211033-000	D	1575-WBI	Rose Pink
211032-000	M	1575-WBI	Rose Pink
211031-000	D	1575-WBI	Rose Pink
211030-000	M	1575-WBI	Rose Pink
211029-000	D	1575-WBI	Rose Pink
211028-000	M	1575-WBI	Rose Pink
211027-000	D	1575-WBI	Rose Pink
211026-000	M	1575-WBI	Rose Pink
211025-000	D	1575-WBI	Rose Pink
211024-000	M	1575-WBI	Rose Pink
211023-000	D	1575-WBI	Rose Pink
211022-000	M	1575-WBI	Rose Pink
211021-000	D	1575-WBI	Rose Pink
211020-000	M	1575-WBI	Rose Pink
211019-000	D	1575-WBI	Rose Pink
211018-000	M	1575-WBI	Rose Pink
211017-000	D	1575-WBI	Rose Pink
211016-000	M	1575-WBI	Rose Pink
211015-000	D	1575-WBI	Rose Pink
211014-000	M	1575-WBI	Rose Pink
211013-000	D	1575-WBI	Rose Pink
211012-000	M	1575-WBI	Rose Pink
211011-000	D	1575-WBI	Rose Pink
211010-000	M	1575-WBI	Rose Pink
211009-000	D	1575-WBI	Rose Pink
211008-000	M	1575-WBI	Rose Pink
211007-000	D	1575-WBI	Rose Pink
211006-000	M	1575-WBI	Rose Pink
211005-000	D	1575-WBI	Rose Pink
211004-000	M	1575-WBI	Rose Pink
211003-000	D	1575-WBI	Rose Pink
211002-000	M	1575-WBI	Rose Pink
211001-000	D	1575-WBI	Rose Pink
211000-000	M	1575-WBI	Rose Pink

ORDERING INFORMATION

COMPLETE TELEPHONES—Use stock numbers at top of chart. Codes M & D following stock numbers designate Manual or Dial. For specific dial requirements see Series "C" and "D" Dials, pages 105-110. Stock numbers marked with an * are obsolete and are no longer available as complete telephones.

REPLACEMENT PARTS—The replacement parts for both the current and obsolete telephones are shown in the chart. For breakdown of major assemblies (dials, handsets) see specific pages as referenced in the remarks column.

NUMBER OF PARTS REQUIRED																																								REPLACEMENT PIECE PARTS LIST			
																																								ITEM	STOCK NO.	DESCRIPTION	REMARKS
																																								7		DIAL BLANK ASSEMBLY	
																																									208137-000	Black	
																																									213167-000	Desert Beige	
																																									213166-000	French Blue	
																																									213168-000	Chestnut Brown	
																																									212450-000	Dove Gray	
																																									213162-000	Olive Green	
																																									213163-000	Antique Ivory	
																																									213164-000	Chinese Red	
																																									213165-000	Canary Yellow	
																																									218823-000	White	
																																									218824-000	Aqua Blue	
																																									218865-000	Rose Pink	
																																								8		STA. NO. CARD PKG. ASSEMBLY	
																																									211346-000	Manual	Used on manual & "C" Series Dials
																																									204785-012	Dial	Used on "D" Series Dials
																																								9		HOOKEWITCH ASSEMBLY	
																																									214055-000	Black with Plungers	
																																									217065-000	Gray with Plungers	
																																									202133-386	Without Plungers	
																																								10		EYELET	
																																								11		#6-32 x 1/4" PAN HEAD SCREW (SEMS)	For mtg. 202133-386 Hookswitch
																																								12		COIL CAPACITOR ASSEMBLY	
																																									218498-000		
																																									211155-000		
																																								13		CONNECTOR	
																																								14		CONNECTOR	
																																								15		KNOB ASSEMBLY	
																																									209721-000	Black	
																																									214188-000	Gray	
																																									219010-000	Desert Beige	
																																									219011-000	French Blue	
																																									219012-000	Chestnut Brown	
																																									219013-000	Olive Green	
																																									219014-000	Antique Ivory	
																																									219015-000	Chinese Red	
																																									219016-000	Canary Yellow	
																																									219017-000	White	
																																									219018-000	Aqua Blue	
																																									219019-000	Rose Pink	

Continued on Page 45c

1575-W MULTI-LINE TELEPHONES

[illegible]

Continued on Page 46a

219119-000	D	1575-WBI	Rose Pink
219099-000	D	1575-WAI	Rose Pink
219118-000	M	1575-WBI	Rose Pink
219098-000	M	1575-WAI	Rose Pink
219117-000	D	1575-WBI	Rose Pink
219097-000	D	1575-WAI	Rose Pink
219116-000	M	1575-WBI	Aqua Blue
219096-000	M	1575-WAI	Aqua Blue
219115-000	M	1575-WBI	Aqua Blue
219095-000	D	1575-WAI	Aqua Blue
219114-000	D	1575-WBI	Aqua Blue
219094-000	M	1575-WAI	White
219113-000	M	1575-WBI	White
219093-000	D	1575-WAI	White
219112-000	M	1575-WBI	White
219092-000	M	1575-WAI	Canary Yellow
219111-000	M	1575-WBI	Canary Yellow
219091-000	D	1575-WAI	Canary Yellow
219110-000	D	1575-WBI	Canary Yellow
219090-000	M	1575-WAI	Chinese Red
219109-000	M	1575-WBI	Chinese Red
219089-000	D	1575-WAI	Chinese Red
219108-000	D	1575-WBI	Chinese Red
219088-000	M	1575-WAI	Antique Red
219107-000	M	1575-WBI	Antique Ivory
219087-000	D	1575-WAI	Antique Ivory
219106-000	M	1575-WBI	Antique Ivory
219086-000	M	1575-WAI	Olive Green
219105-000	M	1575-WBI	Olive Green
219085-000	D	1575-WAI	Olive Green
219104-000	D	1575-WBI	Olive Green
219084-000	M	1575-WAI	Chestnut Brown
219103-000	M	1575-WBI	Chestnut Brown
219083-000	D	1575-WAI	Chestnut Brown
219102-000	D	1575-WBI	Chestnut Brown
219082-000	M	1575-WAI	French Blue
219101-000	M	1575-WBI	French Blue
219081-000	D	1575-WAI	French Blue
219100-000	D	1575-WBI	French Blue
219080-000	M	1575-WAI	Desert Beige
219326-000	M	1575-WBI	Desert Beige
219323-000	D	1575-WAI	Desert Beige
219324-000	M	1575-WBI	Desert Beige
219323-000	D	1575-WAI	Dove Gray
218592-000	M	1575-WBI	Dove Gray
218591-000	D	1575-WAI	Dove Gray
218590-000	M	1575-WBI	Dove Gray
218589-000	D	1575-WAI	Gray*
216857-000	M	G-1575-WBI	Gray*
216857-000	D	G-1575-WAI	Gray*
216855-000	M	G-1575-WBI	Gray*
216854-000	D	G-1575-WAI	Gray*
211146-000	M	G-1575-WBI	Gray*
211144-000	D	G-1575-WAI	Gray*
211143-000	D	1575-AI	Gray*
211143-000	D	1575-8	Black*
211120-000	M	1575-8	Black*
211118-000	D	1575-8	Black*
211117-000	M	1575-A	Black*
		1575-A	Black*

— ORDERING INFORMATION

COMPLETE TELEPHONES—Use stock numbers at top of chart. Codes M & D following stock numbers designate Manual or Dial. For specific dial requirements see Series "C" and "D" Dials, pages 105-110. Stock numbers marked with an * are obsolete and are no longer available as complete telephones.

REPLACEMENT PARTS—The replacement parts for both the current and obsolete telephones are shown in the chart. For breakdown of major assemblies (dials, handsets) see specific pages as referenced in the remarks column.

[illegible]

1575-W MULTI-LINE TELEPHONES

[illegible]

ORDERING INFORMATION

COMPLETE TELEPHONES—Use stock numbers at top of chart. Codes M & D following stock numbers designate Manual or Dial. For specific dial requirements see Series "C" and "D" Dials, pages 105-110. Stock numbers marked with an * are obsolete and are no longer available as complete telephones.

REPLACEMENT PARTS—The replacement parts for both the current and obsolete telephones are shown in the chart. For breakdown of major assemblies (dials, handsets) see specific pages as referenced in the remarks column.

REPLACEMENT PIECE PARTS LIST			
ITEM	STOCK NO.	DESCRIPTION	REMARKS
37		MANUAL EXCLUSION PLUNGER ASSEMBLY	Not shown—use (1) when equipped
	216853-000	Dove Gray	
	205030-401	Desert Beige	
	205030-402	French Blue	
	205030-403	Chestnut Brown	
	205030-405	Olive Green	
	205030-406	Antique Ivory	
	205030-407	Chinese Red	
	205030-408	Canary Yellow	
	205030-410	White	
	205030-411	Aqua Blue	
	205030-412	Rose Pink	
38		PLUNGER	
	212118-000	Dove Gray	
	213202-000	Desert Beige	
	213201-000	French Blue	
	213203-000	Chestnut Brown	
	213138-000	Olive Green	
	213139-000	Antique Ivory	
	213140-000	Chinese Red	
	213200-000	Canary Yellow	
	218901-000	White	
	218899-000	Aqua Blue	
	218900-000	Rose Pink	
39	216721-000	MANUAL EXCLUSION RELAY BOX	Not shown—for manual exclusion
40	212764-000	AUDIBLE SIGNAL PKG. ASSEMBLY	Not shown

1576-W THREE-LINE TELEPHONE

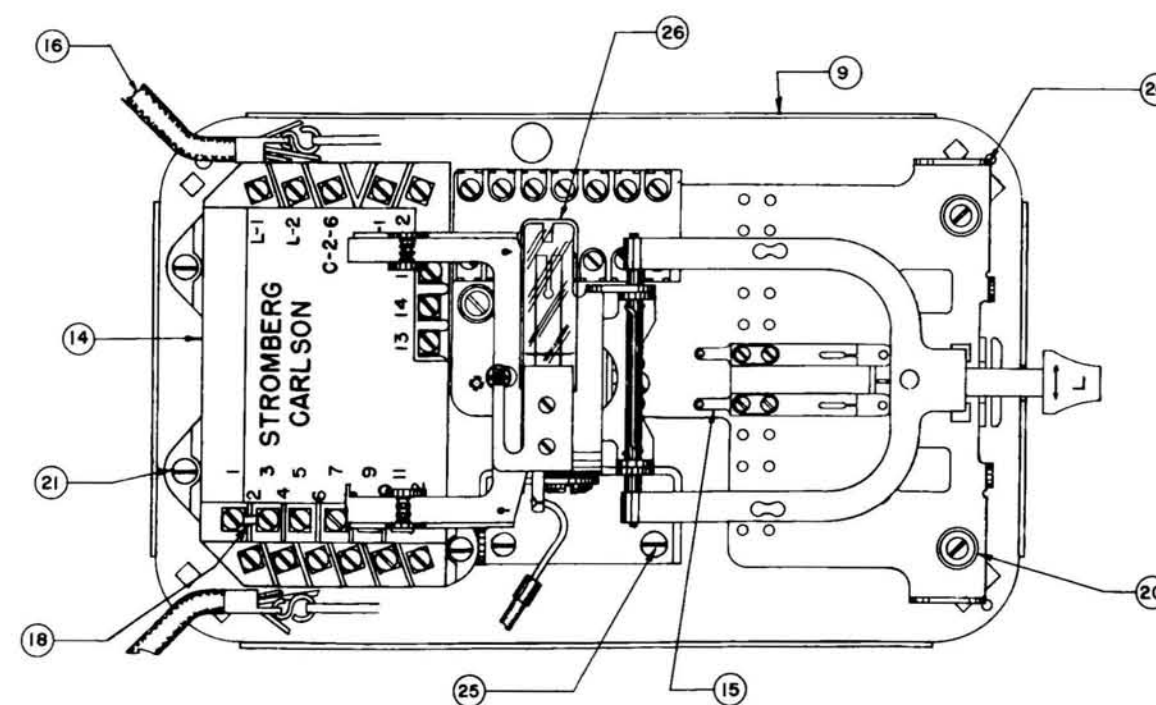
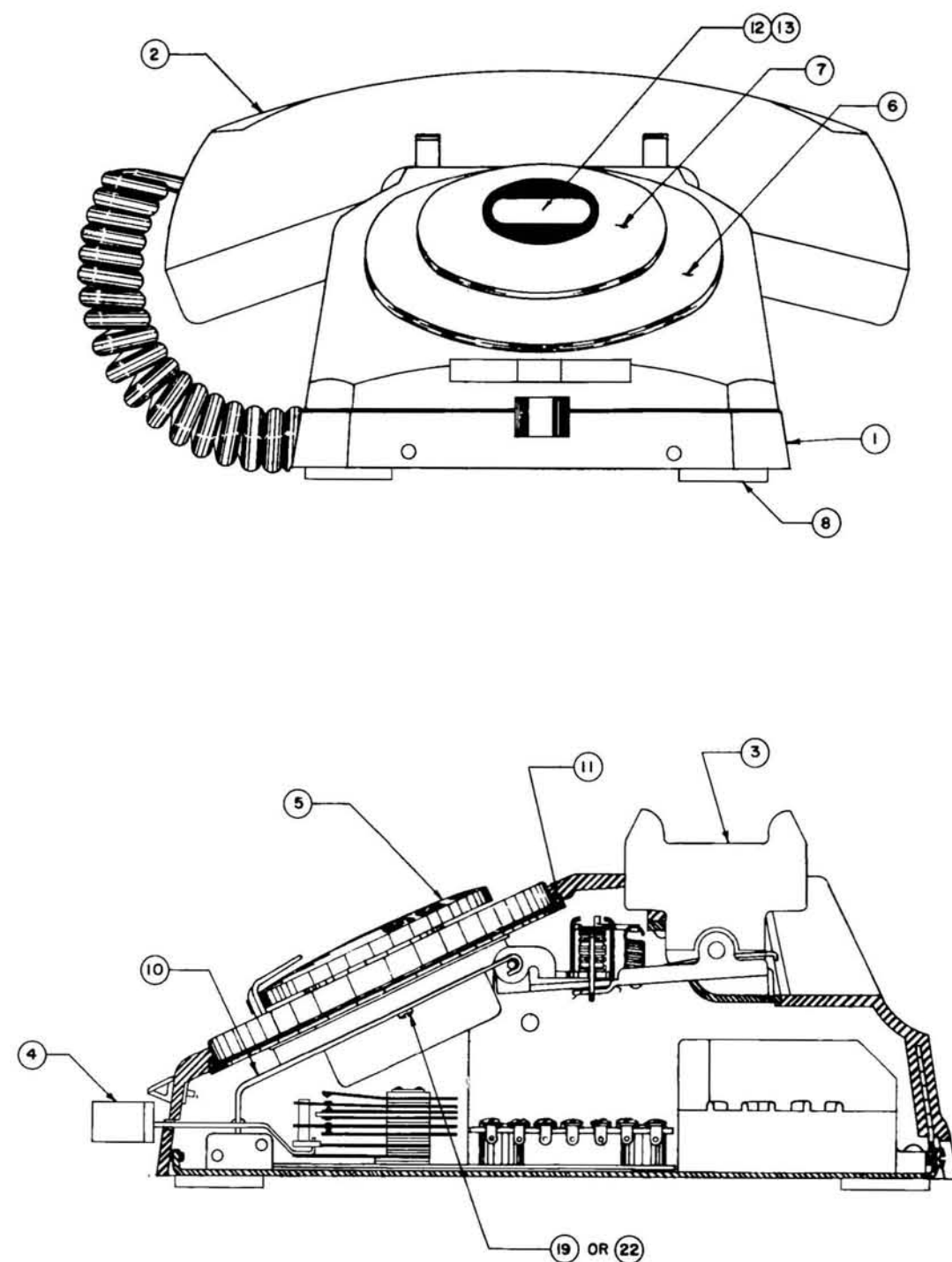
Economy and versatility are the main features incorporated in the Stromberg-Carlson 1576-W Three-Line Telephone. The 1576-W provides access to any of three trunk lines in a single instrument. To reduce investment, the hold feature and recall are omitted. However, it is still the same high quality instrument. *Only replacement parts are available for this instrument.*

DIALS—When dial is required, a Series "D" Metropolitan type dial is normally furnished unless otherwise specified.

RINGERS—Available in all standard frequencies. Ringers are not mounted in telephone. Signaling is provided by using the 1561 Bell Box. Specify type of ringer required.

STROMBERG-CARLSON

1576-W TELEPHONES



1576-W TELEPHONES

ORDERING INFORMATION

REPLACEMENT PARTS—The stock numbers shown at the top of the chart are for reference only. Complete telephones are no longer available. Replacement parts are shown in the chart. For breakdown of major assemblies (dials, handsets) see specific pages as referenced in the remarks column.

NUMBER OF PARTS REQUIRED															ITEM	STOCK NO.	DESCRIPTION	REMARKS
															1		HOUSING ASSEMBLY	
																205030-301	Desert Beige	
																205030-302	French Blue	
																205030-303	Chestnut Brown	
																205030-304	Dove Gray	
																205030-305	Olive Green	
																205030-306	Antique Ivory	
																205030-307	Chinese Red	
																205030-308	Canary Yellow	
																205030-309	Black	
																205030-310	White	
																205030-311	Aqua Blue	
																205030-312	Rose Pink	
															2		HANDSET ASSEMBLY (#27D)	See pages 98-99
																213773-000	Desert Beige	
																213772-000	French Blue	
																213774-000	Chestnut Brown	
																213767-000	Dove Gray	
																213768-000	Olive Green	
																213769-000	Antique Ivory	
																213770-000	Chinese Red	
																213771-000	Canary Yellow	
																213397-000	Black	
																218930-000	White	
																218928-000	Aqua Blue	
																218929-000	Rose Pink	
															3		PLUNGER	
																213202-000	Desert Beige	
																213201-000	French Blue	
																213203-000	Chestnut Brown	
																212118-000	Dove Gray	
																212138-000	Olive Green	
																212139-000	Antique Ivory	
																212140-000	Chinese Red	
																213200-000	Canary Yellow	
																211121-000	Black	
																218901-000	White	
																218899-000	Aqua Blue	
																218900-000	Rose Pink	

STROMBERG-CARLSON

1576-W TELEPHONES

[illegible]

Continued on Page 53a

1576-W TELEPHONES

200792-212	M	Rose Pink
200792-211	M	Aqua Blue
200792-210	M	White
200792-209	M	Black
200792-208	M	Canary Yellow
200792-207	M	Chinese Red
200792-206	M	Antique Ivory
200792-205	M	Olive Green
200792-204	M	Dove Gray
200792-203	M	Chestnut Brown
200792-202	M	French Blue
200792-201	M	Desert Beige
200792-112	M	Rose Pink
200792-111	D	Aqua Blue
200792-110	D	White
200792-109	D	Black
200792-108	D	Canary Yellow
200792-107	D	Chinese Red
200792-106	D	Antique Ivory
200792-105	D	Olive Green
200792-104	D	Dove Gray
200792-103	D	Chestnut Brown
200792-102	D	French Blue
200792-101	D	Desert Beige

ORDERING INFORMATION

REPLACEMENT PARTS—The stock numbers shown at the top of the chart are for reference only. Complete telephones are no longer available. Replacement parts are shown in the chart. For breakdown of major assemblies (dials, handsets) see specific pages as referenced in the remarks column.

																												REPLACEMENT PIECE PARTS LIST					
NUMBER OF PARTS REQUIRED																												ITEM	STOCK NO.	DESCRIPTION	REMARKS		
																													7		DIAL BLANK ASSEMBLY		
																														213167-000	Desert Beige		
																														213166-000	French Blue		
																														213168-000	Chestnut Brown		
																														212450-000	Dove Gray		
																														213162-000	Olive Green		
																														213163-000	Antique Ivory		
																														213164-000	Chinese Red		
																														213165-000	Canary Yellow		
																														208137-000	Black		
																														218823-000	White		
																														218824-000	Aqua Blue		
																														218865-000	Rose Pink		
4	4	4	4	4	4	4	4	4	4	4	4	4	4	4	4	4	4	4	4	4	4	4	4	4	4	4	4	4	8	300970-541	FOOT ASSEMBLY		
1	1	1	1	1	1	1	1	1	1	1	1	1	1	1	1	1	1	1	1	1	1	1	1	1	1	1	1	1	9	202132-866	BASE		
1	1	1	1	1	1	1	1	1	1	1	1	1	1	1	1	1	1	1	1	1	1	1	1	1	1	1	1	1	10	207673-000	BRACKET (DIAL)		
1	1	1	1	1	1	1	1	1	1	1	1	1	1	1	1	1	1	1	1	1	1	1	1	1	1	1	1	1	11	207677-000	GASKET ASSEMBLY		
1	1	1	1	1	1	1	1	1	1	1	1	1	1	1	1	1	1	1	1	1	1	1	1	1	1	1	1	1	12	211346-000	STA. NO. CARD PKG. ASSEM. (MANUAL)		
																														13	204785-012	STA. NO. CARD PKG. ASSEM. (DIAL)	
1	1	1	1	1	1	1	1	1	1	1	1	1	1	1	1	1	1	1	1	1	1	1	1	1	1	1	1	1	14	210640-RA	NETWORK		
1	1	1	1	1	1	1	1	1	1	1	1	1	1	1	1	1	1	1	1	1	1	1	1	1	1	1	1	1	15	202132-796	KEY ASSEMBLY		
1	1	1	1	1	1	1	1	1	1	1	1	1	1	1	1	1	1	1	1	1	1	1	1	1	1	1	1	1	16	213921-000	LINE CORD (WDN-6GG) GRAY		
1	1	1	1	1	1	1	1	1	1	1	1	1	1	1	1	1	1	1	1	1	1	1	1	1	1	1	1	1	17	202310-106	CONNECTING BLOCK (LINE CORD) (17A)	Not shown	
3	3	3	3	3	3	3	3	3	3	3	3	3	3	3	3	3	3	3	3	3	3	3	3	3	3	3	3	3	18	35814-000	CONNECTOR		
																														19	213624-000	#4-36 x 3/8" B.H.I.M.S. (SEMS)	
3	3	3	3	3	3	3	3	3	3	3	3	3	3	3	3	3	3	3	3	3	3	3	3	3	3	3	3	3	20	213821-000	#6-32 x 3/16" B.H.I.M.S. (SEMS)		
3	3	3	3	3	3	3	3	3	3	3	3	3	3	3	3	3	3	3	3	3	3	3	3	3	3	3	3	3	21	213811-000	#6-32 x 3/8" B.H.I.M.S. (SEMS)		
2	2	2	2	2	2	2	2	2	2	2	2	2	2	2	2	2	2	2	2	2	2	2	2	2	2	2	2	2	22	208248-000	#4-40 x 3/4" R.H.I.M. SELF-TAPPING SCREW		
																														23		T-I-E CORD	Not shown
1	1	1	1	1	1	1	1	1	1	1	1	1	1	1	1	1	1	1	1	1	1	1	1	1	1	1	1	1		44178-000	5" Orange		
1	1	1	1	1	1	1	1	1	1	1	1	1	1	1	1	1	1	1	1	1	1	1	1	1	1	1	1	1		44165-000	5" Brown		
4	4	4	4	4	4	4	4	4	4	4	4	4	4	4	4	4	4	4	4	4	4	4	4	4	4	4	4	4	24	540351-025	EYELET		
2	2	2	2	2	2	2	2	2	2	2	2	2	2	2	2	2	2	2	2	2	2	2	2	2	2	2	2	2	25	540383-345	SCREW		
1	1	1	1	1	1	1	1	1	1	1	1	1	1	1	1	1	1	1	1	1	1	1	1	1	1	1	1	1	26	202133-366	HOOKSWITCH ASSEM. (LESS PLUNGERS)		

STROMBERG-CARLSON

1500 SERIES SUSPENDED TYPE HANDSET TELEPHONES

THE 1532, 1533, 1533-MK, AND 1534 TYPE SUSPENDED HANDSET TELEPHONES are convenient instruments where space is at a premium. The 1532 Telephone is designed and arranged for service as an extension and requires only two conductors for connection to its associated main line telephone. The main telephone bell serves as the signal for this instrument.



1532 Telephone

The 1533 Telephone is a complete instrument that uses an A.C. buzzer to provide a signal. The 1534 Telephones are arranged to be used with standard desk set boxes and therefore do not have induction coil, capacitor or buzzer. The letter "M" affixed to the code number indicates telephone for manual operation.



1533-MK Telephone

ation. The plain code number, less suffix, denotes telephone arranged for dial.

MOUNTING—The 1532, 1533, and 1534 Telephones may be readily mounted on a side of a desk, on a column, or in a restricted wall space. Holes are drilled through the mounting bracket to permit these instruments to be mounted with the broad portion at the front or the narrow portion (as shown in the illustration). The dial may be turned to any convenient angle by loosening one screw under the dial mounting bracket.

SIGNAL—The 1533 Telephones are equipped with 1000 ohm buzzers that respond to straight line ringing current only. This is particularly desirable when there are a number of telephones in one office. The 1534 Telephones are arranged to be used with desk set boxes (1560) and therefore have no induction coil capacitor units or buzzers.

THE 1533-MK TELEPHONE makes a very neat and efficient wall installation, particularly useful for schools, hospitals, dormitories, and apartments. The 1533-MK Telephone is flush mounted on a wall, therefore these instruments should preferably be installed while building is being constructed in order to provide wiring and proper casing for the telephone. Only the handset and hook protrude from the wall. The rest of the telephone is behind the wall plate inside the wall. This telephone is equipped with an A.C. buzzer that responds to straight line ringing current only.

The 1533-MK Telephone can be mounted in any standard electrical outlet box with cover set in a wall. This telephone was designed to mount on a Steel City $4\frac{1}{16}$ " square outlet box No. 72171 $\frac{1}{2}$ or equivalent, with a Steel City $4\frac{1}{16}$ " cover No. 72-C-18 or equivalent.

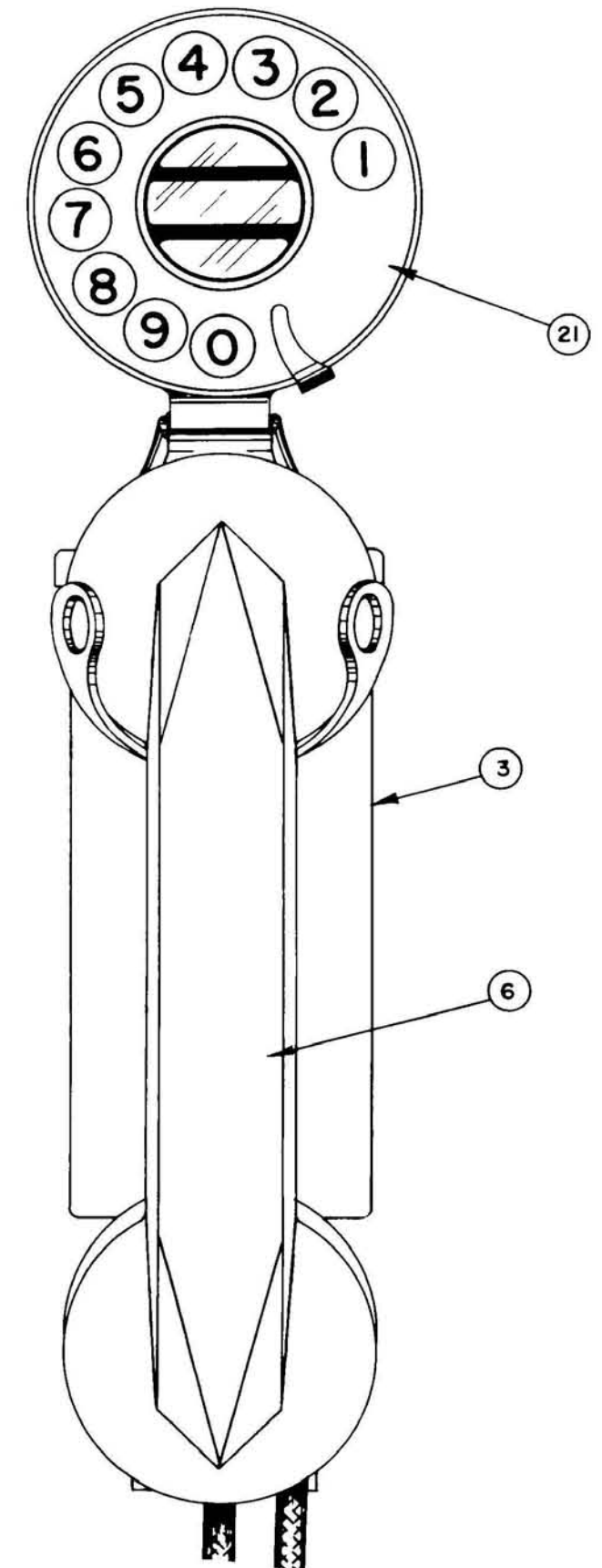
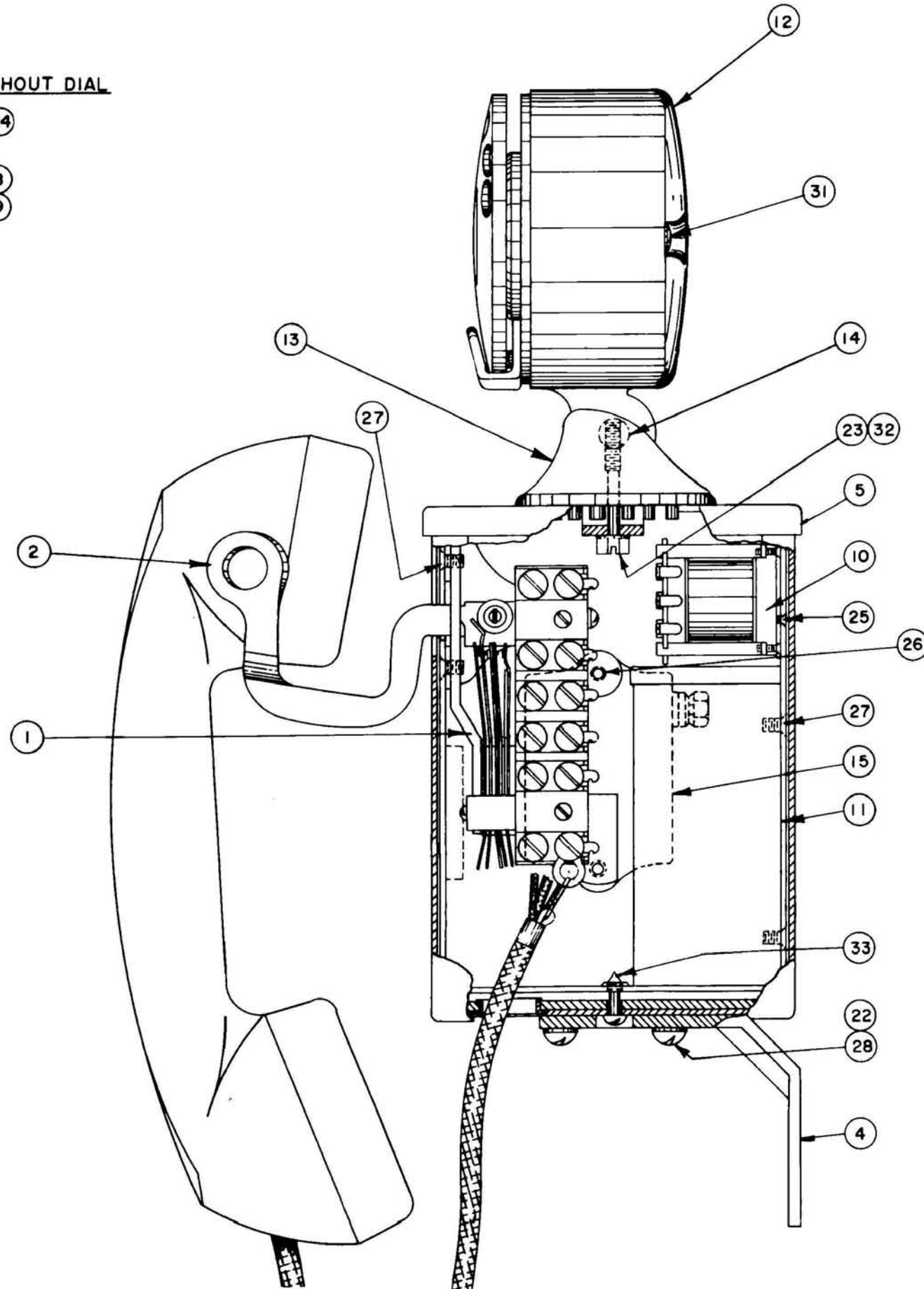
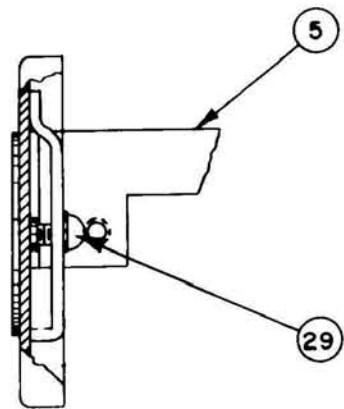
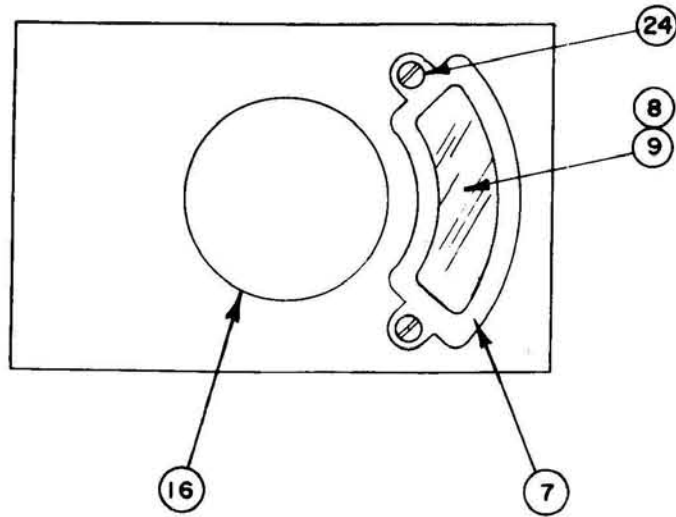


1532-M Telephone

STROMBERG-CARLSON

1530 SERIES HANDSET TELEPHONES

TOP VIEW OF STRAP & COVER ASSEM. WITHOUT DIAL



1530 SERIES HANDSET TELEPHONES

210962-000 M 1534-M
 210961-000 D 1534
 210960-000 M 1533-M
 210965-000 D* 1533
 210964-000 D* 1533
 210959-000 D 1533
 210958-000 M 1533-M
 210963-000 D* 1532
 210957-000 D 1532

ORDERING INFORMATION

COMPLETE TELEPHONES—Use stock numbers at top of chart. Codes M & D following stock numbers designate Manual or Dial. For specific dial requirements see Series C & D Dials, pages 105-110. The stock numbers marked with an * are obsolete and are no longer available as complete telephones.

REPLACEMENT PARTS—The available replacement parts for both the current and obsolete telephones are shown in the chart. For breakdown of major assemblies (dial, handset) see specific pages as referenced in the remarks column.

NO. PARTS REQ'D.										REPLACEMENT PIECE PARTS LIST			
										ITEM	STOCK NO.	DESCRIPTION	REMARKS
										1		HOOKSWITCH ASSEMBLY	
1	1										211078-000		
		1	1	1	1	1	1	1	1		211079-000		
1	1	1	1	1	1	1	1	1	1	2	211360-000	HOOK ASSEMBLY	
1	1	1	1	1	1	1	1	1	1	3	34517-000	SHELL ASSEMBLY	
1	1	1	1	1	1	1	1	1	1	4	34518-000	BRACKET	Used for mounting telephone
										5		STRAP & COVER ASSEMBLY	
	1		1	1	1				1		34512-000		
1	1					1					34991-000		
1	1	1	1	1	1	1	1	1	1	6	211361-000	#26-C HANDSET ASSEMBLY	See page 97
1		1				1				7	18257-000	FRAME	
1		1				1				8	18398-000	PROTECTOR	
1		1				1				9	18397-000	CARD	
		1	1	1	1	1	1	1	1	10	32943-000	#46-A INDUCTION COIL ASSEMBLY	
										11		CAPACITOR ASSEMBLY	
		1	1	1	1						34524-000	#49	
						1	1	1			34917-000	#50	
	1		1	1	1			1	1	12	201224-000	DIAL HOUSING	
	1		1	1	1			1	1	13	201225-000	DIAL MOUNTING BASE	
	1		1	1	1			1	1	14	201481-000	PIVOT	
		1	1	1	1					15	45304-000	#2-A BUZZER	
1		1				1				16	34989-000	PLATE ASSEMBLY	
		1	1	1	1	1	1	1	1	17	211075-000	HOOKSWITCH CABLE ASSEMBLY	Not shown
			1	1	1			1	1	18		DIAL CABLE	Not shown
											211076-000		
	1										211077-000		
		1	1	1	1					19	44178-000	T-I-E CORD (5" ORANGE)	Not shown
1	1									20	44159-000	T-I-D CORD (9" WHITE)	Not shown
										21		DIALS	
												Series "C"	See pages 105-106
				1				1			206950-000	CE-207	Replaced by DE-207
			1								206951-000	CE-208	Void—not replaced
												Series "D"	See pages 109-110
												DE-207	As required on order
												DE-209	As required on order
4	4	4	4	4	4	4	4	4	4	22	526044-000	#8 LOCKWASHER	
	1		1	1	1			1	1	23	526210-000	#8 LOCKWASHER	
2		2				2				24	501055-000	#3—48 x 1/8" R.H.I.M.S.	
		2	2	2	2	2	2	2	2	25	513033-000	#4—48 x 1/8" F.H.I.M.S.	Secures item 7 to 3
		1	1	1	1					26	213822-000	#6—32 x 1/4" R.H.I.M.S.	
2	2	4	4	4	4	4	4	4	4	27	503685-000	#6—32 x 1/4" F.H.I.M.S.	
4	4	4	4	4	4	4	4	4	4	28	505355-000	#8—32 x 3/16" R.H.I.M.S.	
1		1				1				29	214044-000	#8—32 x 3/16" PAN H.I.M.S.	Secures item 16 to 3
3	3	3	3	3	3	3	3	3	3	30	521945-000	#8 x 3/4" F.H.I.W.S.	Not shown—used for mtg. of tele.
	2		2	2	2			2	2	31	201478-000	#4—36 N.S. x 1 1/16" PAN H.I.M.S.	
	1		1	1	1			1	1	32	201486-000	#6—32 N.C. x 1 1/8" HEX. I.M.S.	
1	1	1	1	1	1	1	1	1	1	33	34526-000	#6—32 N.C. x 1 1/32" B.H.I.M.S.	

STROMBERG-CARLSON

1533-MK WALL TELEPHONE

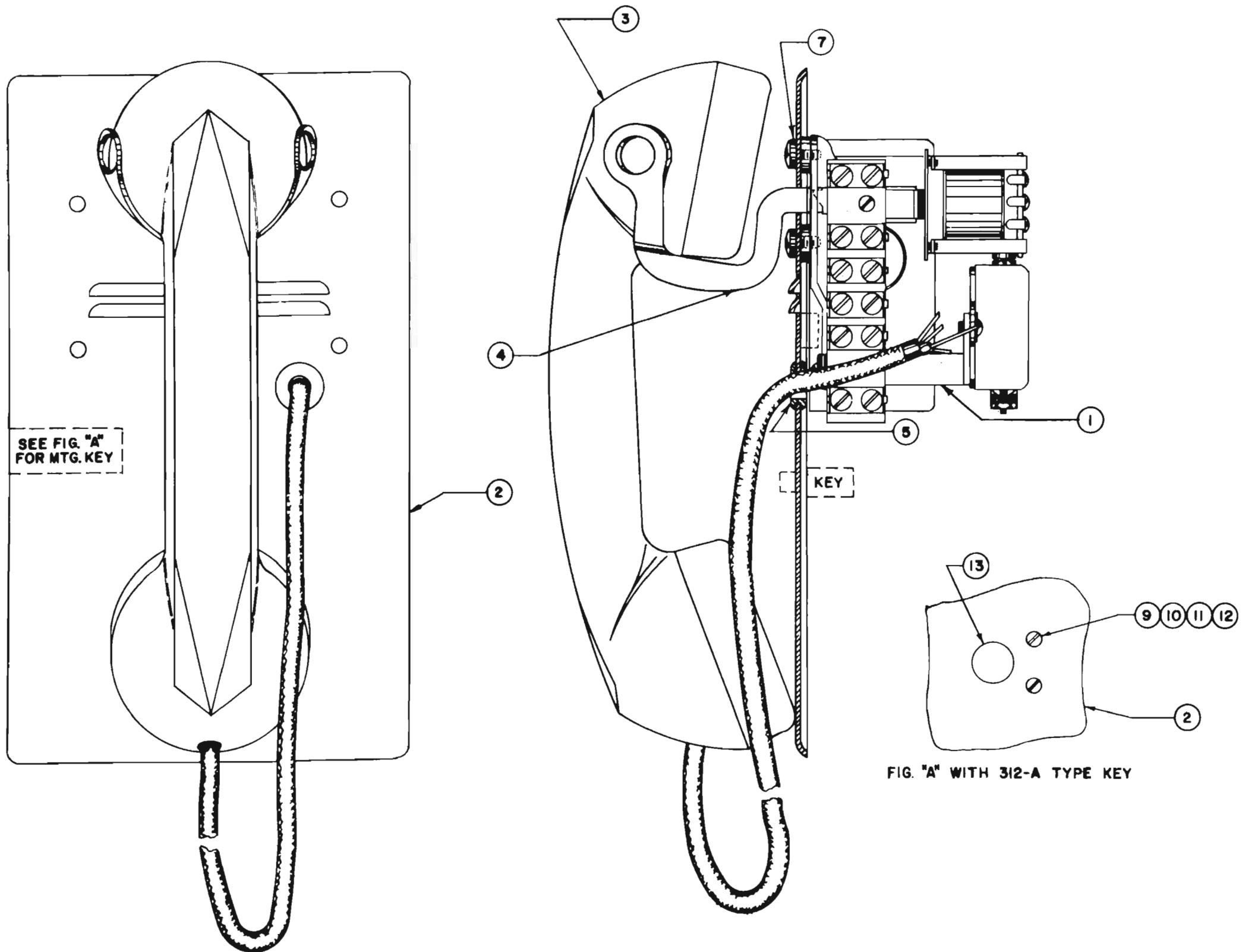


FIG. "A" WITH 312-A TYPE KEY

1533-MK WALL TELEPHONE

ORDERING INFORMATION

COMPLETE TELEPHONES—Use stock numbers at top of chart.

REPLACEMENT PARTS—The available replacement parts for the 1533-MK Telephone are shown in the chart. For breakdown of handsets see page 97.



					REPLACEMENT PIECE PARTS LIST			
NO. PARTS REQ'D.					ITEM	STOCK NO.	DESCRIPTION	REMARKS
					1		HOOKSWITCH ASSEMBLY	
				1		210531-000		
				1		213834-000		
					2		WALL PLATE	
				1		209305-000		
				1		213642-000		
					3		HANDSET ASSEMBLY	
				1		211361-000	26-C	See page 97
				1		211362-000	26-D	
				1	1	211360-000	HOOK ASSEMBLY	
				1	1	213845-000	GROMMET	
				6	6	217687-000	CORD TIP	Not shown
				2	2	210534-000	#6—32 x 1/4" B.H.I.M.S.	
				4	4	210533-000	#6—32 x 1/2" B.H.I.M.S.	Not shown
				2		504275-000	#6—32 x 3/4" B.H.I.M.S.	
				2	10	526207-000	#6 WASHER (SHKPRF.)	
				2	11	525131-000	#6—32 HEX. NUT	
				2	12	202155-000	SPACER	
				1	13	213780-000	KEY	

IRONCLAD WEATHERPROOF TELEPHONES



THE STROMBERG-CARLSON IRONCLAD TELEPHONE is moisture proof, concussion proof, and weatherproof, built especially for use out-of-doors or in underground localities which require extra high insulation and dependable service. This telephone is available in Common Battery or Magneto models.

Dials can be mounted on the 950 Ironclad Telephone set. Space is provided on the inner door for dials of

the type DE-207, 208, and 209 (small dials). Inner door Stock No. 207659-000 is planned for dial, either presently equipped with dial or prepared for future installation. Parts for the dial will be found under "Dials" elsewhere in this section.

THE CASE is of heavy cast-iron, provided with outer door, inner door, and gong hood. All parts are heavily coated with rust resisting paint.

When these telephones are to be locked so that only designated persons may use them, the 11563-000 Plunger Lock may be replaced with a No. 8468-000 Key Snap Lock installed at factory.

THE OUTER DOOR is equipped with a rubber gasket and compression lever catch, arranged for either key or plunger type lock. Opening the outer door permits the use of the instrument for either signalling or talking.

THE INNER DOOR is hinged for opening during repairs, and is held securely closed by machine screws and a felt gasket. The inner door mounts the transmitter and receiver.

THE TRANSMITTER is a capsule unit, similar to those used in handset telephones, with a black, phenol compound mouthpiece.


THE RECEIVER consists of an outside plastic receiver shell and earcap and a capsule type receiver unit. The capsule may be changed by removing the earcap.

RINGER is equipped with loud, clear toned gongs concealed beneath the gong hood. The ringer, clapper rod, and armature are operated by magnetic induction through a tight brass plate. This design permits mounting the ringer coils in a protected position behind the inner door, entirely free from fumes and moisture.

THE HOOKSWITCH is of pressure, plunger construction, positive in operation and not dependent on gravity.

TERMINAL BOX is mounted on the under side of the telephone, containing two line terminals and a ground terminal, which pass through watertight bushings to the interior of the telephone so that it is unnecessary to open the instrument when making connections. Entrance hole is threaded for $\frac{1}{2}$ " conduit.

WEATHER RESISTANT TELEPHONES



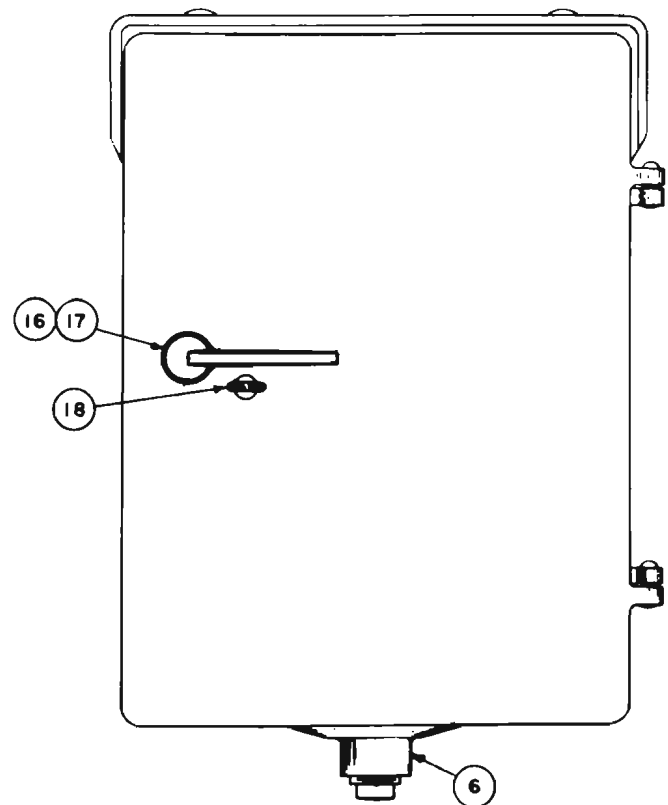
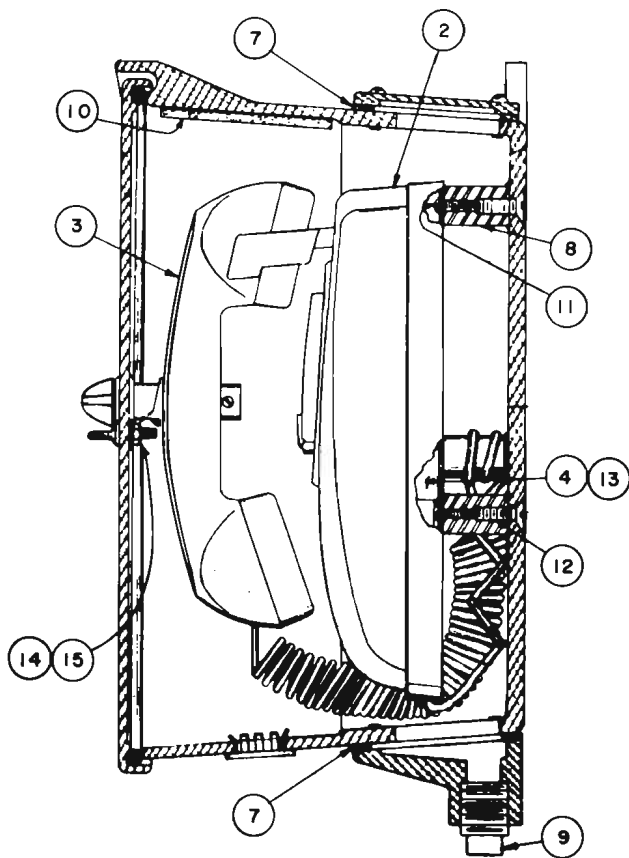
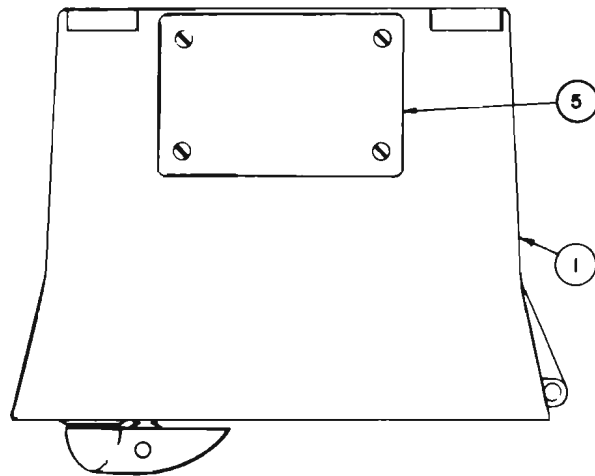
The new Stromberg-Carlson weather resistant telephone is ideal for most outdoor installations such as Police and Fire call stations. The case is of heavy cast aluminum and has a $\frac{1}{2}$ inch weather resistant fitting located on the bottom which will accommodate a 2 conductor line cord. The door has provision for padlocking.

The case is $14\frac{1}{2}$ in. high x $10\frac{1}{2}$ in. wide x $7\frac{1}{2}$ in. deep and houses a 1553-W Wall phone. The 1553-W telephone is equipped with a 27D handset and a 74A straight line ringer. The telephone encased in this type of housing will function properly through a temperature range of -5°F to 150°F .

MOUNTING DIMENSIONS—The heavy cast aluminum case has four mounting lugs which will accommodate $\frac{3}{8}$ in. studs. Mounting centers, $13\frac{1}{2}$ in. high x 7 in. wide.

STROMBERG-CARLSON

950 WEATHER RESISTANT TELEPHONES




950 WEATHER RESISTANT TELEPHONES

ORDERING INFORMATION

COMPLETE TELEPHONES—Use stock numbers at top of chart. Codes M & D following stock numbers designate Manual or Dial. For specific dial requirements see Series "D" Dials, pages 109-110.

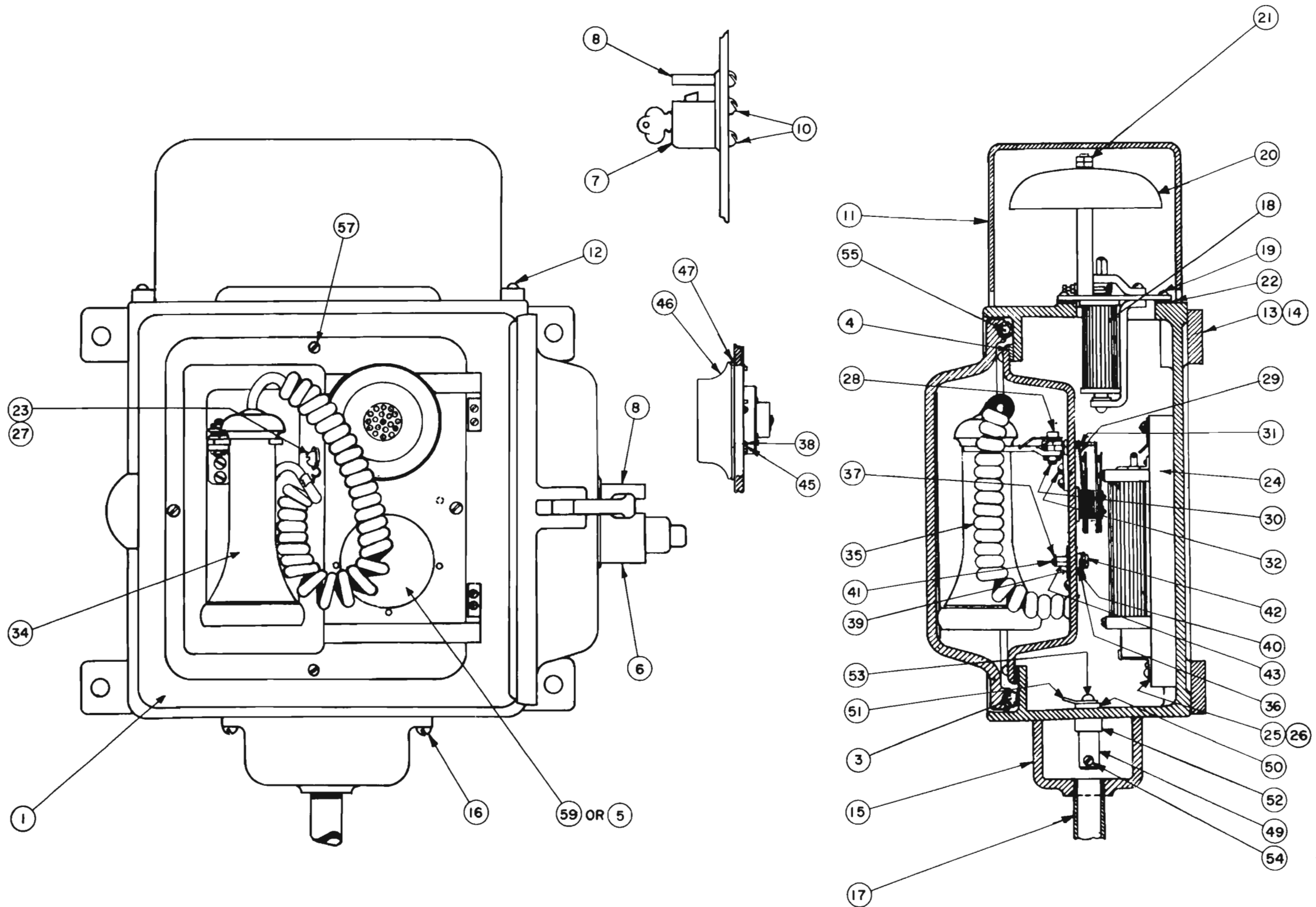
RINGERS—Available in straight line and all standard tuned frequencies. See page 122 for ordering information.

REPLACEMENT PARTS—The available replacement parts for the #950 Weather Resistant Telephones are shown in the chart. For breakdown of major assemblies (dials, ringers, handsets) see specific pages as referenced in the remarks column.



					REPLACEMENT PIECE PARTS LIST			
NO. PARTS REQ'D.					ITEM	STOCK NO.	DESCRIPTION	REMARKS
			1	1	1	302852-111	ENCLOSURE	
					2		1553-W WALL TELEPHONE	See pgs. 29-30 for breakdown of 1553
			1		200791-309		With Dial	
				1	200791-409		Less Dial	
			1	1	3	219403-000	#27-DW HANDSET ASSEMBLY	See pages 98-99
			1	1	4	210684-000	#74A RINGER ASSEMBLY	See page 122
			1	1	5	302852-121	BLANK	
			1	1	6	302852-131	HUB PLATE	
			2	2	7	302852-141	GASKET	
			3	3	8	302852-151	STAND OFF	
			1	1	9	302852-161	CAP LUG	
			1	1	10	302852-171	BUMPER	
			2	2	11	505652-000	#8-32 x 1/2" R.H.I.M.S.	
			3	3	12	511482-000	#1/4-20 x 5/8" F.H.I.M.S.	
			3	3	13	213821-000	#6-32 x 3/16" PAN HEAD SCREW (SEMS)	
			1	1	14	525182-000	NUT	
			1	1	15	526081-000	WASHER-SPLIT RING LOCK	
			1	1	16	540313-546	1/4-20 x 5/16" SET SCREW	
			1	1	17	525740-000	FLAT WASHER	
			1	1	18	302852-181	EYE	

950 IRONCLAD TELEPHONE



950 IRONCLAD TELEPHONE

208080-000 D 950-C
208079-000 D 950-C
208078-000 D 950-C*
207657-000 M 950-C
802046-000 M 950-BY*

ORDERING INFORMATION

COMPLETE TELEPHONES—Use stock numbers at top of chart. Codes M & D following stock numbers designate Manual or Dial. For specific dial requirements see Series "C" Dials, pages 105-106. The stock number marked with an * is obsolete and is no longer available as a complete telephone.

REPLACEMENT PARTS—The available replacement parts for both the current and obsolete telephones are shown in the chart. For breakdown of major assemblies (dials, handsets) see specific pages as referenced in the remarks column.

						REPLACEMENT PIECE PARTS LIST			
NO. PARTS REQ'D.						ITEM	STOCK NO.	DESCRIPTION	REMARKS
					1		BOX ASSEMBLY		
				1		8852-000			
1	1	1	1			207658-000			
4	4	4	4	4	2	526726-000	3/8" x 2 1/2" SQ. H. I. LAG SCREW	Mtg. screws	
1	1	1	1	1	3		GASKET	3/8" x 1/16" x 2'11" lg. soft rub. tubing	
1	1	1	1	1	4	8535-000	GASKET	Felt	
					5		DIALS SERIES "C"	Not shown—see pages 105-106	
			1			206950-000	CE-207		
		1				206951-000	CE-208	Void—not replaced	
1						206952-000	CE-209		
1	1	1	1	1	6	11563-000	LOCK ASSEMBLY	Omit when Key Lock is specified	
					7	8468-000	KEY LOCK ASSEMBLY	Quantity one (1) when specified	
1	1	1	1	1	8	8494-000	LUG		
1	1	1			9	207661-000	CABLE	Not shown	
5	5	5	5	5	10	509653-000	#12—24 x 5/8" R.H.I.M.S.		
1	1	1	1	1	11	8854-000	DOMES		
4	4	4	4	4	12	505700-000	#8—32 x 3/8" R.H.B.M.S.	Used to secure dome	
2	2	2	2	2	13	8490-000	LUG		
4	4	4	4	4	14	10627-000	3/8"—16 x 1" F.H.I.M.S.	(For mtg. lugs, item 13)	
1	1	1	1	1	15	2858-000	TERMINAL BOX		
4	4	4	4	4	16	507603-000	#10—32 x 1/2" R.H.B.M.S.		
1	1	1	1	1	17	5477-000	PIPE		
1	1	1	1	1	18	801825-000	NO. 35-A RINGER ASSEMBLY	See page 112	
10	10	10	10	10	19	506303-000	#8—32 x 1 1/2" R.H.B.M.S.		
2	2	2	2	2	20	8437-000	GONG		
4	4	4	4	4	21	1345-000	NUT		
1	1	1	1	1	22	8536-000	GASKET		
1	1	1	1	1	23	11064-000	CORD FASTENER		
1	1	1	1	1	24	8871-000	INDUCTION COIL & CONDENSER ASSEMBLY		
3	3	3	3	3	25	505903-000	#8—32 x 7/8" R.H.B.M.S.		
3	3	3	3	3	26	525633-000	WASHER		
1	1	1	1	1	27	213811-000	#6—32 x 3/8" B.H.I.M.S. (SEMS)		
1	1	1	1	1	28	10818-000	HOOKSWITCH ASSEMBLY		
1	1	1	1	1	29	8457-000	SPRING ASSEMBLY		

STROMBERG-CARLSON

950 IRONCLAD TELEPHONE


ORDERING INFORMATION

COMPLETE TELEPHONES—Use stock numbers at top of chart. Codes M & D following stock numbers designate Manual or Dial. For specific dial requirements see Series "C" Dials, pages 105-106. The stock number marked with an * is obsolete and is no longer available as a complete telephone.

REPLACEMENT PARTS—The available replacement parts for both the current and obsolete telephones are shown in the chart. For breakdown of major assemblies (dials, handsets) see specific pages as referenced in the remarks column.

						REPLACEMENT PIECE PARTS LIST		
NO.	PARTS	REQ'D.	ITEM	STOCK NO.	DESCRIPTION	REMARKS		
1	1	1	1	1	30	8464-000	BUSHING	
1	1	1	1	1	31	8465-000	PLUNGER	
2	2	2	2	2	32	505303-000	#8-32 x $\frac{3}{16}$ " R.H.B.M.S.	
2	2	2	2	2	33	503603-000	#6-32 x $\frac{1}{4}$ " R.H.B.M.S.	Not shown
1	1	1	1	1	34	801593-000	NO. 30 RECEIVER	
1	1	1	1	1	35	200305-509	RECEIVER CORD	
2	2	2	2	2	36	8479-000	BUSHING	
4	4	4	4	4	37	525613-000	WASHER	
3	3	3	3	3	38	503600-000	#6-32 x $\frac{1}{4}$ " R.H.B.M.S.	
1	1	1	1	1	39	6204-000	WASHER	
			2		40	652-000	CONNECTOR	
1	1	1	1		41	515103-000	#4-36 x $\frac{3}{16}$ " R.H.B.M.S.	
4	4	4	4	4	42	2901-000	NUT	
2	2	2	2	2	43	10719-000	STUD	
2	2	2			44	515703-000	#4-36 x $\frac{5}{16}$ " R.H.B.M.S.	Not shown—used for dial mounting
3	3	3	3	3	45	15577-000	TERMINAL	
1	1	1	1	1	46	209624-000	TRANSMITTER ASSEMBLY	
1	1	1	1	1	47	209631-000	GASKET	
			1	1	48	41855-000	CABLE	Not shown
3	3	3	3	3	49	2985-000	BINDING POST	
3	3	3	3	3	50	2993-000	BUSHING	
3	3	3	3	3	51	6274-000	CONNECTOR	
3	3	3	3	3	52	2992-000	WASHER	
3	3	3	3	3	53	506053-000	#8-32 x 1" R.H.I.M.S.	
3	3	3	3	3	54	505403-000	#8-32 x $\frac{5}{16}$ " R.H.B.M.S.	
1	1	1	1	1	55	10703-000	CLAMP	
8	8	8	8	8	56	10730-000	#4-36 x $\frac{3}{4}$ " O.H.B.M.S.	Not shown
			4		57	505603-000	#8-32 x $\frac{1}{2}$ " R.H.B.M.S.	
1	1	1			58	16321-000	DIAL ADAPTOR	Not shown
			1	1	59	13870-000	DIAL BLANK	
1	1	1	1	1	60	29961-000	TERMINAL BLOCK	Not shown
3	3	3	3	3	61	503620-000	#6-32 x $\frac{1}{4}$ " B.H.B.M.S.	Not shown
2	2	2	2	2	62	525200-000	NUT	Not shown—used for dial blank mtg.
1	1	1	1	1	63	202132-606	RECEIVER CORD PKG. ASSEM.	Replaces reel assembly 9998-000

STROMBERG-CARLSON



A weather-proof telephone from Stromberg-Carlson

You'll find many customers for this new, rugged, all-weather telephone instrument and case.

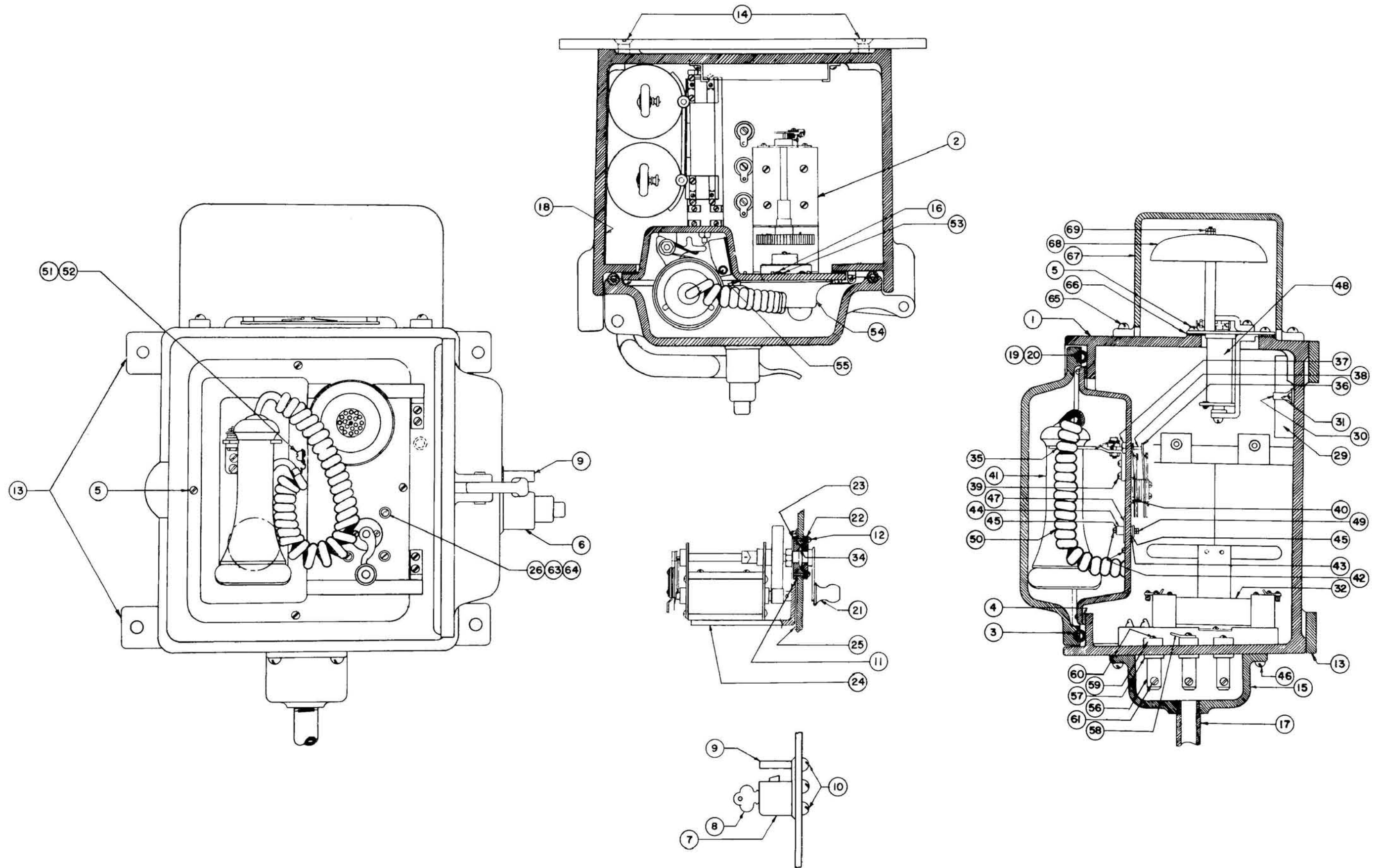
Police and fire departments, taxicab and bus companies are examples. You'll think of lots more.

This unit is designed for ease of installation and convenience in use. The enclosure is of heavy-gauge cast aluminum, with a full-swinging door.

The telephone inside is Stromberg-Carlson's 500-type "1553-W" with the No. 27-DW Handset.

The enclosure has a screened vent underneath . . . cork gaskets on all fittings . . . a neoprene shield to serve as shock absorber and door seal . . . easy opening door latch. Locking mechanism is available for those customers who want it.

890 MINE TELEPHONE




890 MINE TELEPHONE

ORDERING INFORMATION

COMPLETE TELEPHONES—Use stock numbers at top of chart. The code letters are for reference only.

REPLACEMENT PARTS—The available replacement parts for the #890 Mine Telephone are shown in the chart.



				REPLACEMENT PIECE PARTS LIST		
NO.	PARTS	REQ'D.	ITEM	STOCK NO.	DESCRIPTION	REMARKS
		1 1	1	8416-000	BOX ASSEMBLY	
		1 1	2	201678-000	#64 GENERATOR	
		1 1	3		GASKET	$\frac{3}{8}$ " x $\frac{1}{16}$ " x 3' Soft Rubber Tubing
		1 1	4	8535-000	GASKET—FELT	
		4 4	5	505652-000	=8-32 x $\frac{1}{2}$ " R.H.I.M.S.	
		1 1	6	11563-000	LOCK ASSEMBLY	Omit when Key Lock is provided
		1 1	7	8468-000	KEY LOCK ASSEMBLY	
		1 1	8	8534-000	KEY	
		1 1	9	8494-000	LUG (LOCK)	
		5 5	10	509603-000	=12-24 x $\frac{5}{8}$ " R.H.B.M.S.	
		1 1	11	11562-000	GASKET	
		2 2	12	504052-000	=6-32 R.H.I.M.S.	
		2 2	13	8490-000	LUG	
		4 4	14	10627-000	SCREW (LUG)	
		1 1	15	2858-000	TERMINAL BOX	
		3 3	16	503600-000	=6-32 x $\frac{1}{4}$ " R.H.B.M.S.	
		1 1	17	5477-000	PIPE	Entrance pipe for cable
		1 1	18	11422-000	PAD (BATTERY)	
		1 1	19	10703-000	CLAMP (GASKET)	
		8 8	20	10730-000	=4-36 SPECIAL SCREW (GASKET)	
		1 1	21	204859-000	CRANK ASSEMBLY	
		1 1	22	207595-000	GLAND	
		1 1	23	207596-000	GLAND	
		1 1	24	207594-000	BRACKET	
		1 1	25	207597-000	INSULATION	
		4 4	26	207598-000	BUSHING	
		1 1	27	207599-000	CABLE	Not shown
		1 1	28	44350-000	T-I-D CORD (SW TO RECEIVER)	Not shown
		1 1	29	800526-000	#26-T CONDENSER	
		2 2	30	2494-000	CLIP	
		2 2	31	503755-000	SCREW	Used to secure condenser to box
		1 1	32	8636-000	=44-A INDUCTION COIL	
		2 2	33	522603-000	#10 x $\frac{7}{8}$ " F.H.B.W.S.	Not shown—used for mtg. induc. coil
		1 1	34	207601-000	WASHER	
		1 1	35	10818-000	HOOKSWITCH ASSEMBLY	
		1 1	36	8457-000	SPRING ASSEMBLY	
		1 1	37	8464-000	BUSHING	

STROMBERG-CARLSON

Continued on Page 70a

890 MINE TELEPHONE

ORDERING INFORMATION

COMPLETE TELEPHONES—Use stock numbers at top of chart. The code letters are for reference only.

REPLACEMENT PARTS—The available replacement parts for the #890 Mine Telephone are shown in the chart.

				REPLACEMENT PIECE PARTS LIST		
NO.	PARTS	REQ'D.	ITEM	STOCK NO.	DESCRIPTION	REMARKS
		1 1	38	8465-000	PLUNGER	
		2 2	39	505303-000	#8-32 x $\frac{3}{16}$ " R.H.B.M.S.	
		2 2	40	503603-000	#6-32 x $\frac{1}{4}$ " R.H.B.M.S.	
		1 1	41	801593-000	#30 RECEIVER ASSEMBLY	
		3 3	42	515103-000	#4-36 x $\frac{3}{4}$ " R.H.B.M.S.	
		2 2	43	8479-000	BUSHING	
		2 2	44	10719-000	STUD	
		4 4	45	525613-000	WASHER	
		4 4	46	507603-000	#10-32 R.H.B.M.S.	For terminal box mounting, item 15
		1 1	47	6204-000	WASHER	
			48		RINGER ASSEMBLY	
		1		801826-000	35-B	See page 112
		1		801827-000	35-E	
		4 4	49	2901-000	NUT	
		1 1	50	200305-509	CORD-RECEIVER	
		1 1	51	11064-000	CORD-FASTENER	
		1 1	52	213811-000	SCREW	
		3 3	53	15577-000	TERMINAL	
		1 1	54	209624-000	TRANSMITTER	
		1 1	55	209631-000	GASKET	
		3 3	56	2985-000	BINDING POST	
		3 3	57	2993-000	BUSHING	
		1 1	58	6274-000	CONNECTOR	
		3 3	59	2992-000	BUSHING	
		3 3	60	506052-000	#8-32 x 1" R.H.B.M.S.	
		3 3	61	505400-000	#8-32 x $\frac{3}{8}$ " R.H.B.M.S.	
		4 4	62	507482-000	SCREW	Not shown—used for mtg. gen.
		4 4	63	507675-000	SCREW	
		4 4	64	525555-000	WASHER	
		4 4	65	511403-000	SCREW	
		1 1	66	8536-000	GASKET	
		1 1	67	8418-000	DOMES	
		2 2	68	8437-000	GONG	
		4 4	69	1345-000	NUT	
		4 4	70	526726-000	LAG SCREW	Used for mtg. telephone—not shown
		6 6	71	505655-000	SCREW	Not shown

MAGNETO TELEPHONES



1248-W Handset Desk Telephone

THE 1248-W is a modern, self-contained desk type magneto telephone in a die-cast zinc housing which includes the handset cradle. A sub-base provides mounting space for the generator; in converting to common battery, this is removed.

INDUCTION COIL AND CAPACITOR ASSEMBLY consists of a plastic housing in which the coil and capacitors are embedded in Mitchell Rand #3738. This design protects the apparatus from mechanical injury as well as excessive humidity.

THE NO. 61 and 65 RINGERS are specially designed for Magneto service with standard resistances of 2040, 3100 and 4850 ohms. Because the impedance of the No. 65 and the older type ringers is matched, resistances of 1600 ohms and 3100 ohms may be satisfactorily used on the same line. In the same way ringers of 2500 ohms and 4850 ohms may be used.

THE NO. 23-R HANDSET presents an evenly balanced appearance. Capsule units are used for both receiver and transmitter.

THE NO. 28 TRANSMITTER is a non-positional capsule type, affording high fidelity voice transmission.

THE CAPSULE RECEIVER unit has an equalized response frequency characteristic. Contact is made through pressure spring contacts when the earcap is tightened.

NON-INTERFERING PUSH BUTTON can be supplied on any mag-

neto telephone when ordered. It is used for signaling the operator over one side of a metallic circuit and ground, without ringing the bells of the other telephones on the line.

SURE-RING CONDENSER. Standard equipment includes a 1.mf capacitor in the talking circuit making it possible to ring past telephones on party lines when a receiver is not on the hook.

MAGNETO TELEPHONE WITH STRAIGHT LINE BIASED RINGER. Stromberg-Carlson also offers the Magneto Telephones 1248-A, 1248-B, 1248-S. Four-party fully selective ringing is possible with the 1248-A; eight-party semi-selective ringing with the 1248-B; eight-ringers for semi-selective ringing with extensions if desired with the 1248-S.

1258-W WALL TYPE HANDSET TELEPHONE has a removable sub-base that houses the generator, ringer and coil-capacitor unit. The handset rests in a cradle that is part of the molded case.

EASY TO CONVERT. This wall set, like the 1248 desk telephone, can be changed from magneto to common battery service for either manual or dial operation.

Dimensions:

1248-W	7 1/4" high with handset in cradle, 5 3/4" x 8 1/8" base
1258-W	8 3/4" high with handset in cradle, 5 3/4" x 8 1/8" base

Weight:

1248-W	Net 10 lbs. Packed for domestic shipment 13 lbs.
1258-W	Net 8 lbs. Packed for domestic shipment 11 lbs.

1268-W Magneto Desk Set Box

THE 1268-W DESK SET BOX is a companion set of the 1248-W and 1258-W Handset Telephones. It may be used with the 1544 Desk Type or 1534-M Suspended Handset Telephone to make a two-piece set.

The base plates of the 1268-W Desk Set Box and the 1248 and 1258 Telephones are interchangeable and the same ringer, generator, and sealed coil-capacitor unit are used, together with identical parts for mounting this apparatus.

All No. 1268-W Desk Set Boxes are equipped, in the talking circuit, with a 1.mf sure-ring capacitor which is part of the coil-capacitor unit.

Optional Feature

A Push Button is furnished when the letter "P" is added to the code number. With this feature it is possible to signal the operator without ringing other bells on the line.



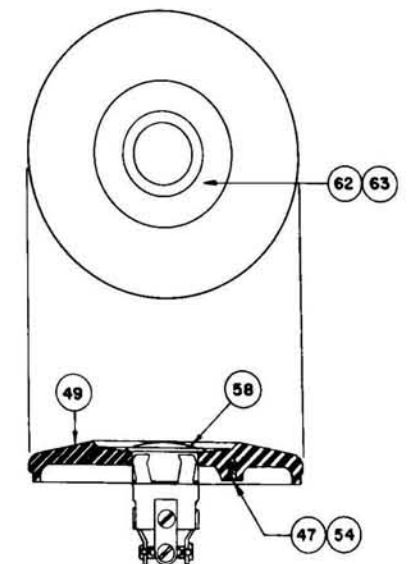
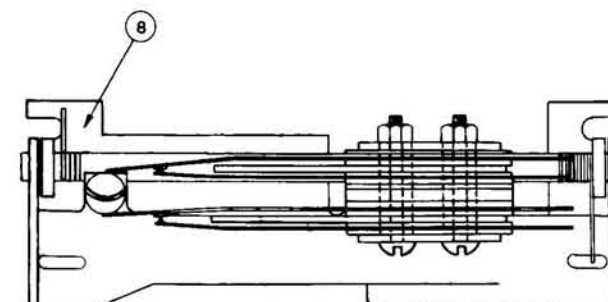
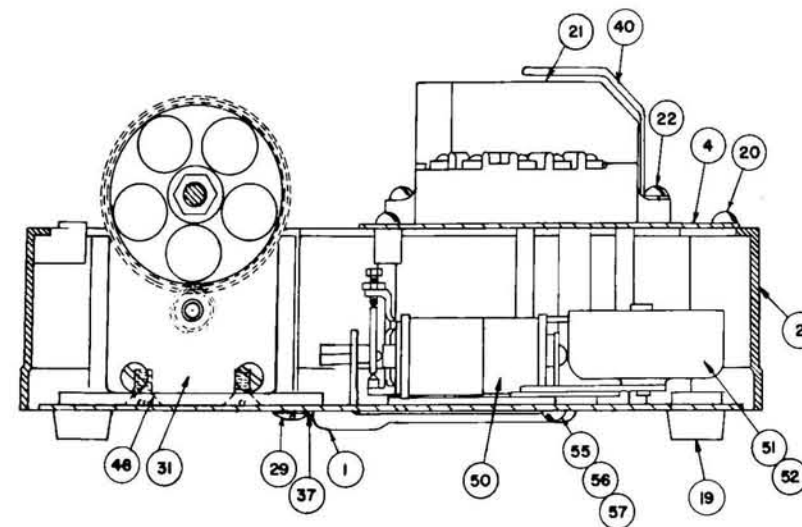
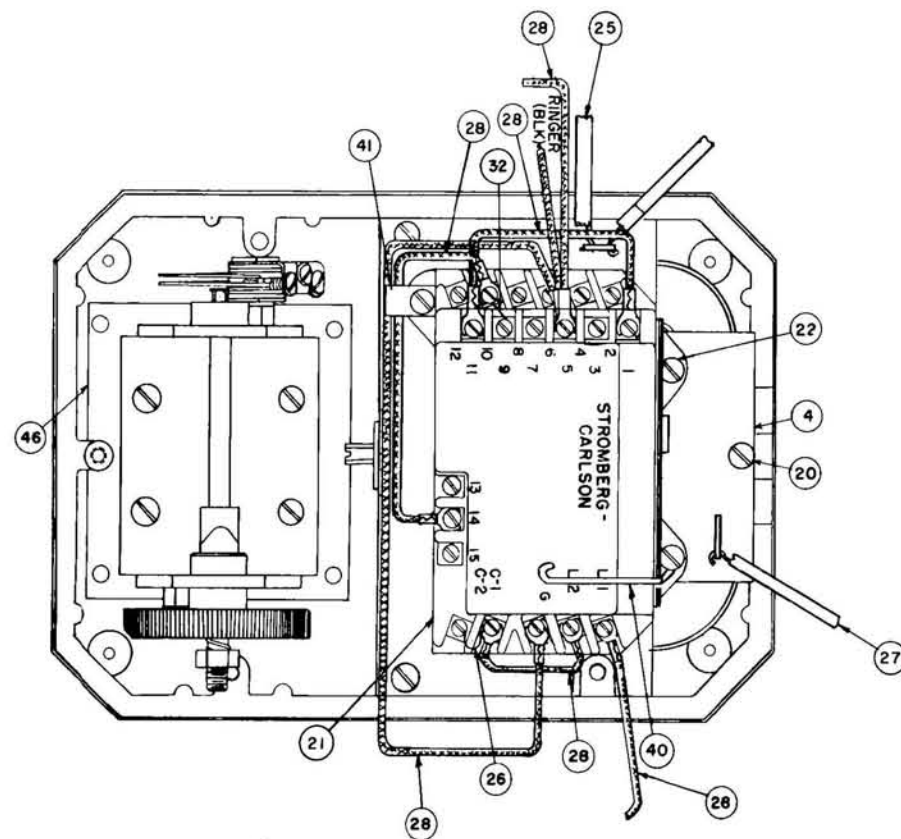
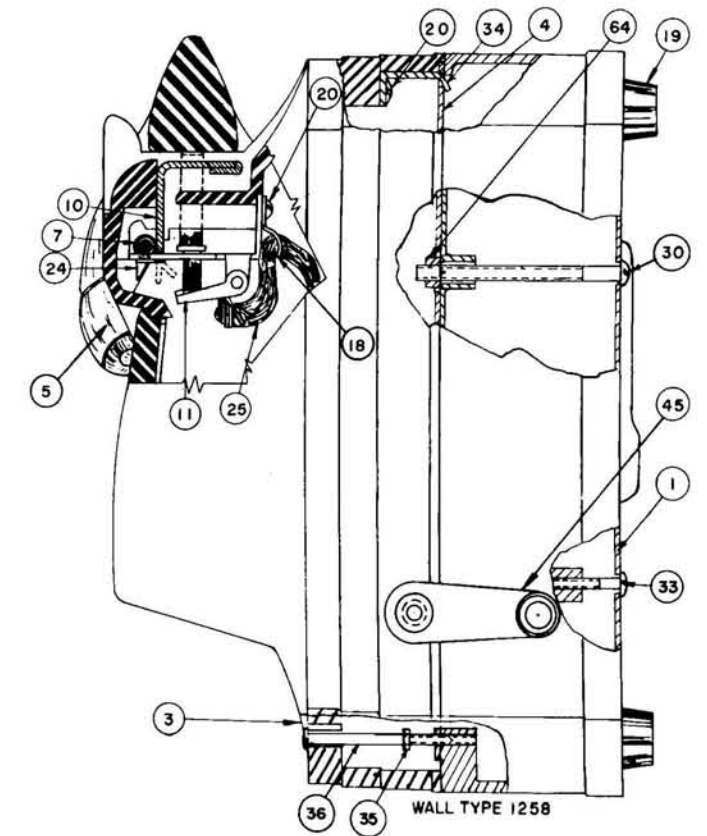
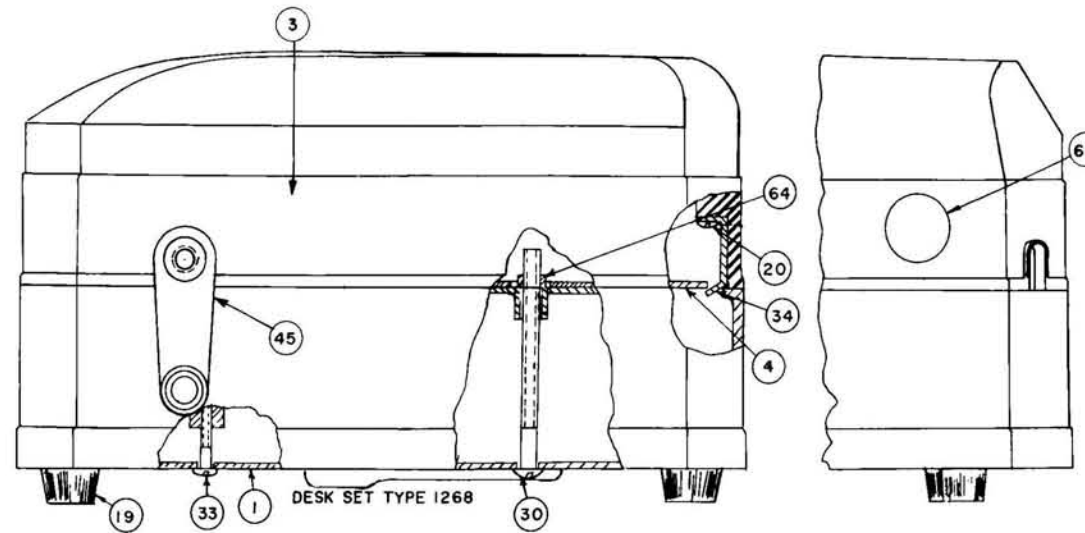
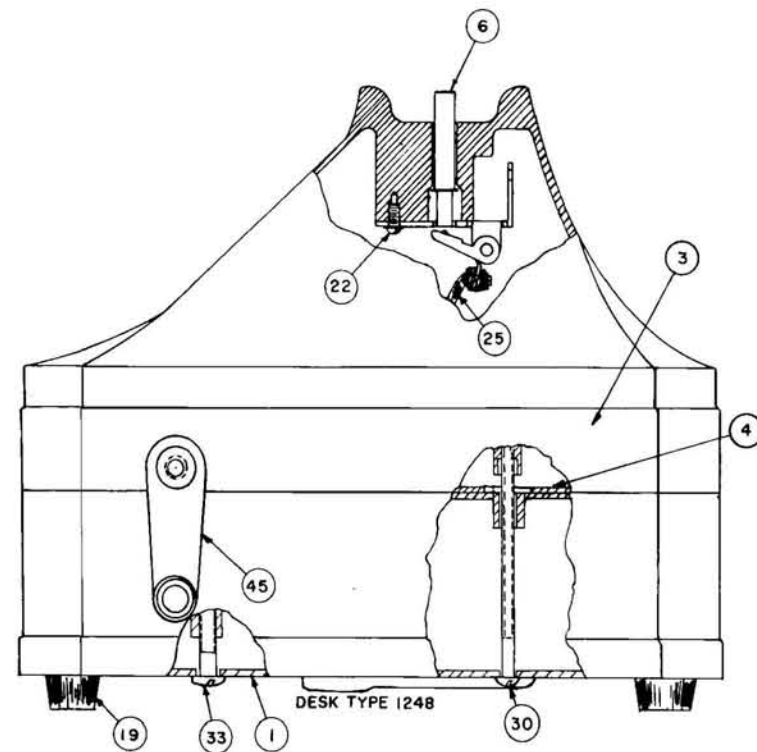
1258-W Wall Telephone



1268-W Desk Set Box

STROMBERG-CARLSON

1200 SERIES MAGNETO TELEPHONES AND DESK SET BOXES



1200 SERIES MAGNETO TELEPHONES AND DESK SET BOXES

201815-000	1268-WLP
201814-000	1268-WLP
201813-000	1268-WL
201812-000	1268-WL
202281-000	1258-WL
202280-000	1258-WL
202279-000	1258-WL
201811-000	1258-WB
201810-000	1258-WA
201809-000	1258-WLP
201808-000	1258-WLP
203069-000	1258-WL
203071-000	1248-WL
203035-000	1248-WL
201807-000	1248-WA
201806-000	1248-WB
201805-000	1248-WLP
201804-000	1248-WLP
	1248-WL
	1248-WL

ORDERING INFORMATION

COMPLETE TELEPHONES—Use stock numbers at top of chart. The code letters are shown for reference only.

REPLACEMENT PARTS—The available replacement parts are shown in the chart. For breakdown of major assemblies (ringers, handsets) see specific pages as referenced in the remarks column.

NUMBER OF PARTS REQUIRED																REPLACEMENT PIECE PARTS LIST			
																ITEM	STOCK NO.	DESCRIPTION	REMARKS
1	1	1	1	1	1	1	1	1	1	1	1	1	1	1	1	1	205671-000	BASE	
1	1	1	1	1	1	1	1	1	1	1	1	1	1	1	1	2	201798-000	ADAPTER	
																3		HOUSING	
																	201797-000	Desk Type	
																	201796-000	Wall Type	
1	1	1	1														201795-000	Desk Set Box Type	
1	1	1	1	1	1	1	1	1	1	1	1	1	1	1	1	4	201794-000	PLATE	
				1	1	1	1	1	1	1	1	1	1	1	1	5	216945-000	HANDSET ASSEMBLY #23-R	See page 95
				2	2	2	2	2	2	2	2	2	2	2	2	6	208073-000	PLUNGER	
				1	1	1	1	1	1	1	1	1	1	1	1	7	32889-000	ROD (HANDLE)	
				1	1	1	1	1	1	1	1	1	1	1	1	8	42158-000	PLUNGER SWITCH ASSEMBLY	
				1	1	1	1	1	1	1	1	1	1	1	1	10	42910-000	HOUSING LEVER	
				1	1	1	1	1	1	1	1					18	18146-000	CLAMP	Hookswitch cable; used on 1258 only
4	4	4	4	4	4	4	4	4	4	4	4	4	4	4	4	19	35808-000	FOOT	
4	4	4	4	4	4	4	4	4	4	4	4	4	4	4	4	20	33234-000	#6-32 x 1/4" R.H.B.M.S. (SEMS)	
1	1	1	1	1	1	1	1	1	1	1	1	1	1	1	1	21	200595-000	COIL & CAPACITOR ASSEMBLY	
3	3	3	3	5	5	5	5	5	5	5	5	5	5	5	5	22	35824-000	#6-32 x 3/8" R.H.B.M.S. (SEMS)	For mounting item 20 to item 4
																23	32951-000	CLAMP	Not shown
				1	1	1	1	1	1	1	1	1	1	1	1	24	200930-000	SPRING	
				1	1	1	1	1	1	1	1	1	1	1	1	25	35860-000	HOOKEWITCH CABLE	
				1	1	1	1	1	1	1	1	1	1	1	1	26	35814-000	CONNECTOR	
																27	211746-000	LINE CORD (WDR-4J)	4 conductor—neoprene
																28		T-1-E CORD ASSEMBLIES	
				1	1	1	1	1	1	1	1	1	1	1	1		202238-000	3 1/4" Red	
2	2							2	2								201786-000	10" Red	
1	1	1	1	1	1	1	1	1	1	1	1	1	1	1	1		44161-000	3" Brown	
1	1	1	1	1	1	1	1	1	1	1	1	1	1	1	1		44184-000	6" Red	
1	1	1	1	1	1	1	1	1	1	1	1	1	1	1	1		213587-000	10" Green	
1	1	1	1	1	1	1	1	1	1	1	1	1	1	1	1		44189-000	8" Orange	
1	1	1	1	1	1	1	1	1	1	1	1	1	1	1	1		44170-000	9" White	
4	4	4	4	4	4	4	4	4	4	4	4	4	4	4	4	29	507423-000	#10-32 x 3/8" B.H.B.M.S.	For generator mounting
2	2	2	2	2	2	2	2	2	2	2	2	2	2	2	2	30	508753-000	#10-32 x 2 1/2" R.H.I.M.S.	
1	1	1	1	1	1	1	1	1	1	1	1	1	1	1	1	31	201678-000	#64 GENERATOR	
2	2	2	2													32	41566-000	CONNECTOR	
2	2	2	2	2	2	2	2	2	2	2	2	2	2	2	2	33	41563-000	#10-32 NF. x 3/64" PAN H.B.M.S.	
1	1	1	1	1	1	1	1	1	1	1						34	41685-000	BRACKET	Used to hold housing to base assem.
1	1	1	1	1	1	1	1	1	1	1						35	525033-000	HEX. NUT	Used to secure housing

STROMBERG-CARLSON

1200 SERIES MAGNETO TELEPHONES AND DESK SET BOXES

ORDERING INFORMATION

COMPLETE TELEPHONES—Use stock numbers at top of chart. The code letters are shown for reference only.

REPLACEMENT PARTS—The available replacement parts are shown in the chart. For breakdown of major assemblies (ringers, handsets) see specific pages as referenced in the remarks column.

201815-000

201814-000

201813-000

201812-000

202281-000

202280-000

202279-000

201811-000

201810-000

201809-000

201808-000

203069-000

203071-000

203035-000

201807-000

201806-000

201805-000

201804-000

1268-WLP

1268-WIP

1268-WL

1258-WI

1258-WS

1258-WB

1258-WA

1258-WLP

1258-WIP

1258-WL

1258-WI

1248-WS

1248-WA

1248-WB

1248-WLP

1248-WIP

1248-WL

1248-WI

ORDERING INFORMATION

COMPLETE TELEPHONES—Use stock numbers at top of chart. The code letters are shown for reference only.

REPLACEMENT PARTS—The available replacement parts are shown in the chart. For breakdown of major assemblies (ringers, handsets) see specific pages as referenced in the remarks column.

NUMBER OF PARTS REQUIRED																REPLACEMENT PIECE PARTS LIST			
1	2	3	4	5	6	7	8	9	10	11	12	13	14	15	16	ITEM	STOCK NO.	DESCRIPTION	REMARKS
1	1	1	1	1	1	1	1	1	1	1						36	41710-000	#6—32 x 1¾" FIL.H.B.M.S.	
4	4	4	4	4	4	4	4	4	4	4	4	4	4	4	4	37	526294-000	#10 WASHER (SHKPRF.)	
4	4	4	4	4	4	4	4	4	4	4	4					38	200787-000	WASHER	Not shown—used with item 39
4	4	4	4	4	4	4	4	4	4	4	4					39	521431-000	#6 x 1½" R.H.W.S.	Not shown—used for wall mounting
1	1	1	1	1	1	1	1	1	1	1	1	1	1	1	1	40	203051-000	SPRING CLIP	
1	1	1	1	1	1	1	1	1	1	1	1	1	1	1	1	41	203052-000	CLAMP	Used with T-I-E cords
1	1	1	1	1	1	1	1	1	1	1	1	1	1	1	1	45	204859-000	CRANK ASSEMBLY	
1	1	1	1	1	1	1	1	1	1	1	1	1	1	1	1	46	207214-000	GENERATOR INSULATION	
				2	2	2	2	2	2	2	2	2	2	2	2	47	515423-000	#4—36 x ⅜" B.H.B.M.S.	Dial & dial blank mounting
4	4	4	4	4	4	4	4	4	4	4	4	4	4	4	4	48	507482-000	#10—32 x ⅜" F.H.I.M.S.	Secures item 46 to item 31
																49		DIAL BLANK	
				1	1	1			1	1	1	1	1		1		35709-000		
							1	1						1	1		200846-000		
																50		RINGERS	See pages 113, 115
1		1					1		1					1	1		201755-000	65-F	
	1		1					1		1					1		201754-000	65-C	
				1										1			202880-000	65-B	
					1												801911-000	65-A	
																	801912-000	65-S	
1	1	1	1	1	1	1	1	1	1	1	1	1	1	1	1	51	28569-000	GONG (HI)	
1	1	1	1	1	1	1	1	1	1	1	1	1	1	1	1	52	28570-000	GONG (LO)	
2	2	2	2	2	2	2	2	2	2	2	2	2	2	2	2	53	28433-000	#4—48 x ⅝" R.H.I.M.S.	Not shown
2	2	2	2	2	2	2	2	2	2	2	2	2	2	2	2	54	526281-000	LOCKWASHER	
2	2	2	2	2	2	2	2	2	2	2	2	2	2	2	2	55	32952-000	#10—32 N.C. x 1¼" PAN H.B.M.S.	
2	2	2	2	2	2	2	2	2	2	2	2	2	2	2	2	56	5400-000	WASHER	
2	2	2	2	2	2	2	2	2	2	2	2	2	2	2	2	57	32955-000	GROMMET	
1	1						1	1						1	1	58	49299-000	PUSH BUTTON	
										1	1	1	1	1	1	59	205106-000	TERMINAL BLOCK ASSEMBLY (WALL)	Not shown
										2	2	2	2	2	2	60	521132-000	#6 x ⅝" R.H.W.S.	Not shown—used to mount item 59
																61		CAP	
				1	1	1				1	1	1	1	1			23766-000		
		1	1														201816-000		
				1	1	1				1	1	1	1	1		62	25404-000	PROTECTOR	
																63		CARD	
										1	1	1			1		28479-000		
				1	1	1				1	1						300970-181		
2	2	2	2	2	2	2	2	2	2	2	2					64	525162-000	NUT	

THE NOS. 1270, 1271 AND 1272 TELEPHONES



1270 Telephones

The No. 1270 Telephone

This instrument is the station equipment used in Stromberg-Carlson Nos. 2-6, 3-5, 1-7, 7-6 and 2-M-6 Convenience Systems. This Telephone can be used to originate, answer, hold or transfer central office calls to any station within the system. It is also used in direct communication between stations within the system itself.

The Telephone features eight push-buttons which will perform the holding, transferring and selective signaling functions. A small buzzer is mounted on the base and is used as the station ringer.

These telephones may be used to work into dial, manual or magneto central offices, without making any changes in the phone.

The dial, hookswitch, and push-buttons are mounted on the housing. All other components are mounted on the base. Measurements of the base are $5\frac{1}{4}$ " wide and $7\frac{3}{4}$ " long.

Features

THE HOUSING—is made of die-cast zinc and is extremely rugged. The dial, hookswitch and push-buttons are the only components mounted on the housing.

THE HANDSET—The No. 23-R Handset is used on the 1270 Telephone. It accommodates a three-conductor, retractile, neoprene cord. The transmitter and receiver are the non-positional capsule

types; they are held in place by the mouthpiece and receiver cap, respectively.

DIALS—The dials available for use in this instrument are the DE-207 and the DE-209 dials. Numerals only appear on the DE-207 dial, and the metropolitan style (numerals and letters) is featured on the DE-209 dial.

The No. 1271 Telephone

This telephone is similar in appearance to the 1270 phone. Its only difference is that this phone accommodates 12 push-buttons for use in the following types of Convenience Systems: 2-10, 1-11, 2-10ST, 2-M-10, and 2-M-10ST systems. The functions of the push-buttons are to originate, answer, hold, or transfer central office calls and calls within the system.

Like the 1270 Telephones, the 1271 phone may be used to work into dial, manual or magneto central offices without making any changes in the instrument. Also, the dial, hookswitch, and push-buttons are mounted on the housing; all other components are mounted on the base.

The base measurements are the same as the 1270 Telephone — $5\frac{1}{4}$ " wide by $7\frac{3}{4}$ " long. Component features are identical with both telephones.

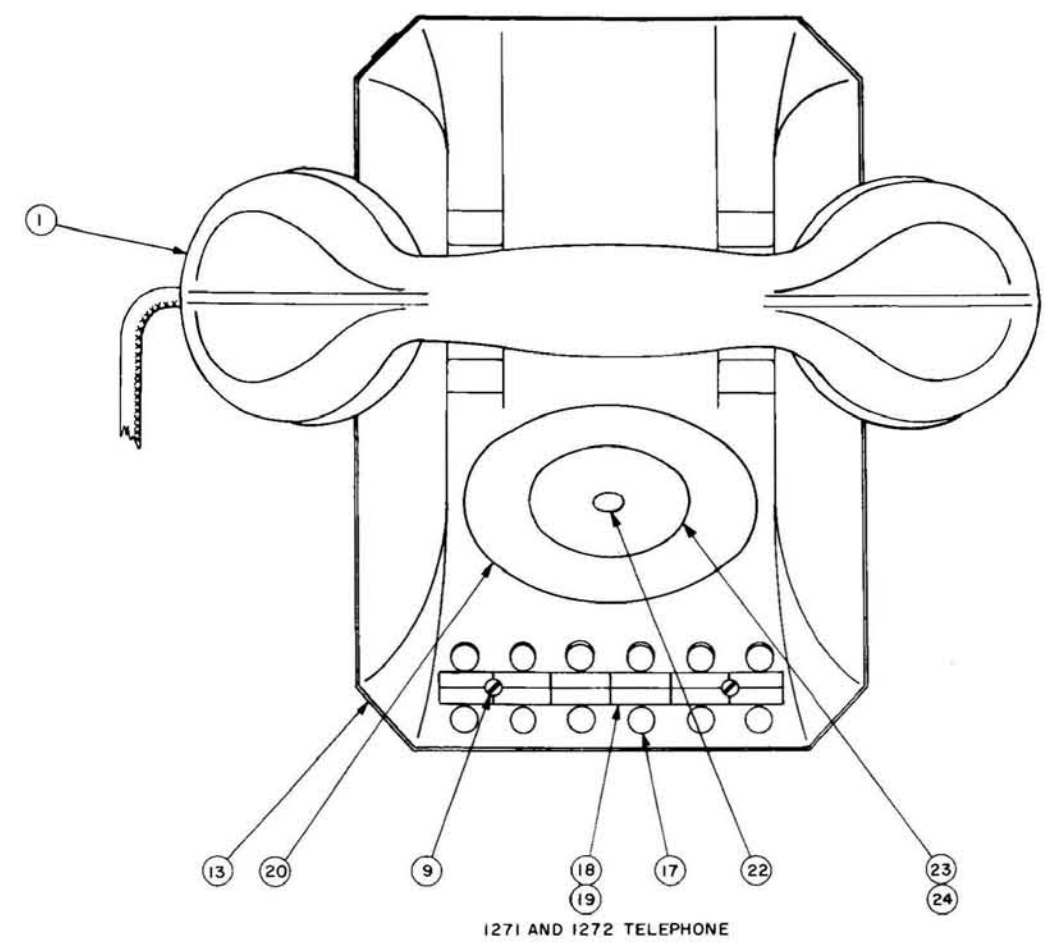
The No. 1272 Telephone

Outwardly this instrument looks identical to the No. 1271 Telephone. It features 12 push-buttons and functions in the same way. However, this phone is used only in the 3-9 and 3-9ST Convenience Systems.

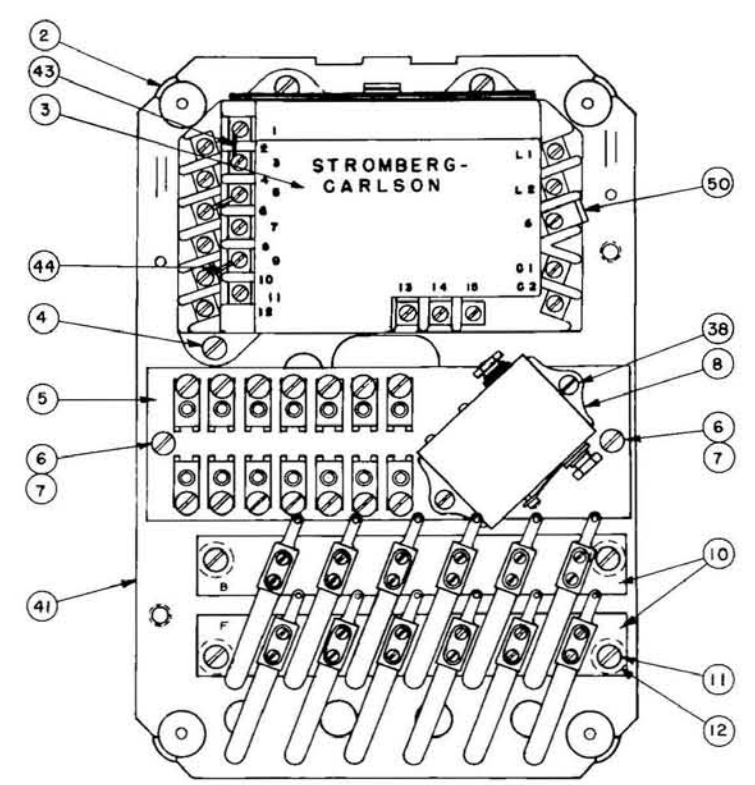
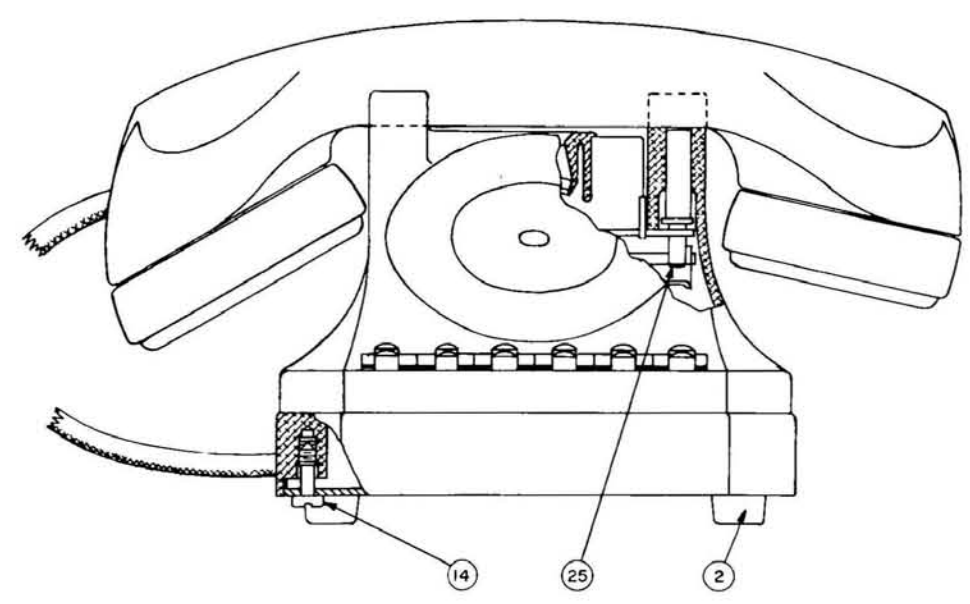
The principal difference lies in the make-up of the spring combinations. The list of replacement parts on the following pages reflects the differences between the Nos. 1271 and 1272 Telephones. All other components and features are the same.

1271-1272 Telephones
Button Arrangements

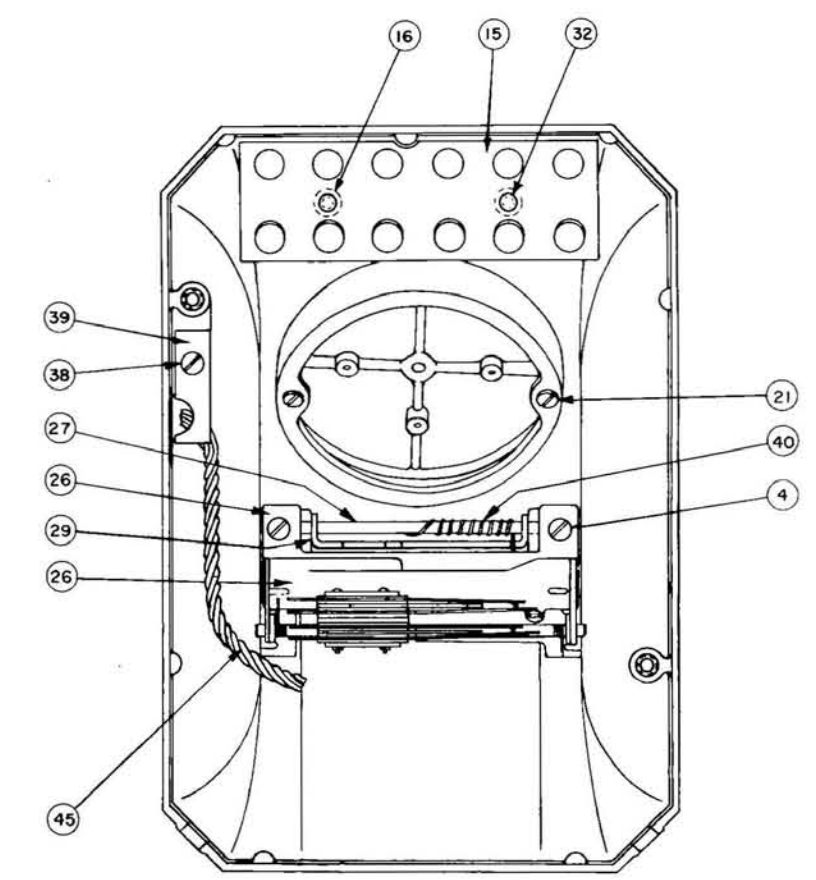
CONVENIENCE SYSTEM TELEPHONES



1271 AND 1272 TELEPHONE



1270 TELEPHONE



CONVENIENCE SYSTEM TELEPHONES

206440-000 D 1272
 214046-000 D 1272
 214240-000 D 1272
 206383-000 D 1271
 206305-000 D 1270
 202300-000 D 1270
 202299-000 M 1272
 202298-000 M 1270

ORDERING INFORMATION

COMPLETE TELEPHONES—Use stock numbers at top of chart. Codes M or D following stock numbers designate Manual or Dial. For specific dial requirements see Series "C" and "D" Dials, pages 105-110.

REPLACEMENT PARTS—The available replacement parts for the 1270-71-72 Convenience System Telephones are shown in the chart. For breakdown of major assemblies (dials, handsets) see specific pages as referenced in the remarks column.

										REPLACEMENT PIECE PARTS LIST			
NO. PARTS REQ'D.										ITEM	STOCK NO.	DESCRIPTION	REMARKS
1	1	1	1	1	1	1	1	1	1	1	216945-000	#23R HANDSET ASSEMBLY (3 COND.)	See page 95
4	4	4	4	4	4	4	4	4	4	2	35808-000	FOOT ASSEMBLY	
1	1	1	1	1	1	1	1	1	1	3	211155-000	COIL & CAPACITOR ASSEMBLY	
5	5	5	5	5	5	5	5	5	5	4	35824-000	#6-32 x 3/8" R.H.B.M.S.	
1	1	1	1	1	1	1	1	1	1	5	205842-000	TERMINAL BLOCK ASSEMBLY	
2	2	2	2	2	2	2	2	2	2	6	503703-000	#6-32 x 5/16" R.H.B.M.S.	
2	2	2	2	2	2	2	2	2	2	7	25394-000	BUSHING	
1	1	1	1	1	1	1	1	1	1	8	801757-000	EDWARD'S LUNGEN BUZZER	
2	2	2	2	2	2	2	2	2	2	9	501203-000	#3-48 x 1/4" R.H.B.M.S.	
										10		SPRING ASSEMBLY	Line key
			1	1					1		202304-000		
		1							1		202305-000		
1	1					1					202306-000		
4	4	4	4	4	4	4	4	4	4	11	504103-000	#6-32 x 5/8" R.H.B.M.S.	
4	4	4	4	4	4	4	4	4	4	12	204474-000	SPACER	
										13		HOUSING	
1	1	1				1	1				202309-000		
			1	1					1		202321-000		
2	2	2	2	2	2	2	2	2	2	14	41563-000	#10-32 x 1/2" R.H.B.M.S.	
1	1	1	1	1	1	1	1	1	1	15	202310-000	RETAINING PLATE	
2	2	2	2	2	2	2	2	2	2	16	202311-000	SPACER	
										17		BUTTON	
8	8	9	5	5	8	9	5				202312-000	Black	
1	1	1	1	1	1	1	1	1	1		202313-000	Red	
1	1	1	1	1	1	1	1	1	1		202314-000	Green	
1	1				1						202315-000	White	
1	1	1	1	1	1	1	1	1	1		202316-000	Blue	
1	1	1	1	1	1	1	1	1	1	18	202317-000	PAPER STRIP	
1	1	1	1	1	1	1	1	1	1	19	202318-000	HOLDER	
					1	1	1			20	35709-000	DIAL BLANK	
2	2	2	2	2	2	2	2	2	2	21	515423-000	#4-36 x 3/8" B.H.B.M.S.	Used for mounting dial & dial blank

CONVENIENCE SYSTEM TELEPHONES

ORDERING INFORMATION

COMPLETE TELEPHONES—Use stock numbers at top of chart. Codes M or D following stock numbers designate Manual or Dial. For specific dial requirements see Series "C" and "D" Dials, pages 105-110.

REPLACEMENT PARTS—The available replacement parts for the 1270-71-72 Convenience System Telephones are shown in the chart. For breakdown of major assemblies (dials, handsets) see specific pages as referenced in the remarks column.

REPLACEMENT PIECE PARTS LIST									
NO. PARTS REQ'D.									
ITEM	STOCK NO.	DESCRIPTION		REMARKS					
22	23766-000	CAP							
23	25404-000	PROTECTOR							
24	28479-000	CARD							
25	208073-000	PLUNGER							
26	42158-000	PLUNGER SWITCH ASSEMBLY							
27	32889-000	ROD (HANDLE)							
29	42910-000	LEVER (HOUSING)							
32	503983-000	#6-32 x 1/8" F.H.S.M.S.							
38	33234-000	#6-32 x 1/4" R.H.B.M.S.							
39	32951-000	CLAMP							
40	200930-000	SPRING							
41	205672-000	BASE							
42		LINE CORD		Not shown					
	202325-000	WD-14C							
	202326-000	WD-18C							
43	35814-000	CONNECTOR							
44	41566-000	CONNECTOR							
45	35860-000	HOOKSWITCH CABLE							
49		T-I-E CORD							
	203053-000	3 1/4" Green		Not shown					
	44184-000	6" Red		Not shown					
50	202331-000	CLAMP							
51	35861-000	DIAL CABLE		Not shown					
52		DIALS		Not shown					
		Series "C"		See pages 105-106					
	206950-000	CE-207		Replaced by 213075-000 (DE-207)					
	206952-000	CE-209		Replaced by 213084-000 (DE-209)					
		Series "D"		See pages 109-110					
	213075-000	DE-207		Replaces 206950-000 (CE-207)					
	213084-000	DE-209		Replaces 206952-000 (CE-209)					
53	211346-000	STA. NO. CARD PKG. ASSEMBLY (DIAL)		Not shown					

HANDS-FREE TELEPHONE



The "Hands-Free" Telephone is a new type of instrument that permits the user to initiate or receive calls without removing the handset from its cradle. This telephone is ideal for conferences, where a group of people sit around a table, for all can hear and take part in the conversation with the party on the other end of the line. It is possible for the user to leave his desk, go to a filing cabinet or other places within the room and still carry on a conversation.

The telephone instrument is the Stromberg-Carlson 1500 Series Telephone, gray in color, to which a sub-base and separate

microphone have been attached. This telephone can be used exactly as any other standard telephone. In addition, it may be utilized to provide two-way conversation even though the handset remains on the housing.

The sub-base contains controls that permit operation of the telephone as a loud speaking system. The left hand button is the "On" button. The one next to it is the "Off" button. A light indicates when the loud speaking system is in use. The "MCO" button cuts off the microphone. Volume is controlled by the knob on the right hand side.

To initiate a call, simply depress the "On" button, listen for the operator or dial tone, on the speaker, and either state the desired number or dial it — all without lifting the handset. To terminate a call, depress the "Off" button. If it is desired to cut down interfering noises or other conversations within the room, depress the "MCO" button which temporarily kills the microphone.

Volume level of the speaker is controlled by a volume control knob. The speaker and microphone are immediately cut off when the handset is lifted. To return to the speaker, depress the "On" button and replace the handset.

To install this telephone connect the line cord to a terminal box in the same way as a standard telephone. Connect power cord to any 110-volt A.C. outlet and connect microphone cord to a jack on the instrument.

Cat. No. 1583-A

Stock No. 895826

GAI-PHONE

The Gai-Phone is a telephone subset designed expressly for use in high noise level areas. The instrument eliminates the need for noise-proof booths or other means of acoustic protection.

Installation and operation is simple. The instrument is connected to an existing telephone circuit and can be provided for either dial or manual operation; for desk or wall mounting. It is operated in the same manner as a standard telephone. A source of 110 v, 60 cycles AC is required for each instrument.

Sidetone can be varied from normal to below audibility. In areas of high noise level, the noise picked up on the transmitter and fed to the receiver can be eliminated or reduced to a comfortable level. This permits the user to hear clearly the voice signal coming into that area. A concealed control adjusts sidetone level at the time of installation.

The Gai-Phone provides control of incoming (receiver) volume level and outgoing (transmitter) level. This feature allows its use as a terminal repeater station on relatively long lines.

The electronic tubes used in this instrument have been chosen for their ruggedness and long life. The voltages at which the tubes operate are approximately 50% of the values normally used. This feature promotes long, trouble-free use.


The power used by the Gai-Phone is so low that it can be operated satisfactorily with a small D.C. inverter (the type normally used to operate an electric shaver from the cigarette lighter socket of an automobile). This feature, coupled with the instrument's built-in repeater characteristics, provides an ideal solution to temporary and other long line problems where reliable communication is difficult.

Catalog No.
100Stock No.
895344Description
Desk Type

To convert the desk type Gai-Phone to wall type, a wall mounting conversion assembly is available. Order Package Assembly Stock No. 212833-000.

STROMBERG-CARLSON

RECEIVER-AMPLIFIER (RA-1000)



Stromberg-Carlson offers the new RA-1000 Receiver Amplifier to improve telephone service for the hard-of-hearing and to boost voice signal strength in noisy areas or on conference hook-ups.

The RA-1000 is equipped with a volume control which permits the user to adjust the listening levels to his own preference, taking into account the different levels of speech transmission.

The quality of amplified speech is extremely high. The range over which the unit's output level can be varied is sufficient to provide this high quality reception for all individual requirements. When the volume indicator is adjusted to its lowest point, the output level is the same as the requirement for standard telephone hearing levels.

Features

Use: With any standard telephone.

Power Source: Central office battery or local battery.

Variable Output Level: Standard telephone (0 db) to +16 db.

Frequency Response: 300 to 3600.

Percent Distortion: 3 to 8% (depending upon volume level).

Size: 2 3/4" wide; 4" long; 1 1/4" high.

Color: Black.

Mounting: Desk or wall.

Stock No.	Code	Description
897161	(RA-1000)	Receiver-Amplifier

BUTTON AND BUZZER ASSEMBLY



cap, and the third with three buttons. One assembly can be converted to the other by substituting buttons in place of caps, or vice versa, and rewiring slightly.

Replaceable Parts

Stock No.	Code No.	Description	Buzzer Used
211041-000	(6B1)	1 Button, Black case	211417-000 (2-B)
211193-000	(6B2)	2 Button, Black case	211417-000 (2-B)
211194-000	(6B3)	3 Button, Black case	211417-000 (2-B)
211420-000	(24C1)	1 Button, Black case	211418-000 (2-C)
211421-000	(24C2)	2 Button, Black case	211418-000 (2-C)
211422-000	(24C3)	3 Button, Black case	211418-000 (2-C)
211423-000	(48D1)	1 Button, Black case	211419-000 (2-D)
211424-000	(48D2)	2 Button, Black case	211419-000 (2-D)
211425-000	(48D3)	3 Button, Black case	211419-000 (2-D)
216867-000	(G6B1)	1 Button, Gray case	211417-000 (2-B)
216868-000	(G6B2)	2 Button, Gray case	211417-000 (2-B)
216869-000	(G6B3)	3 Button, Gray case	211417-000 (2-B)
216870-000	(G24C1)	1 Button, Gray case	211418-000 (2-C)
216871-000	(G24C2)	2 Button, Gray case	211418-000 (2-C)
216872-000	(G24C3)	3 Button, Gray case	211418-000 (2-C)
216873-000	(G24D1)	1 Button, Gray case	211419-000 (2-D)
216874-000	(G24D2)	2 Button, Gray case	211419-000 (2-D)
216875-000	(G24D3)	3 Button, Gray case	211419-000 (2-D)

A button and buzzer assembly is available for use in inter-office signaling, so that one party on a line may signal another party on the same line. There are three standard button and buzzer assemblies. The first is equipped with one button and two blank caps, the second is equipped with two buttons and one blank

Stock No.	Description	Assembly Used On
211417-000	(2-B) 1000 ohm 6-8V DC Buzzer	6B1, 6B2, 6B3, G6B1, G6B2, G6B3
211418-000	(2-C) 1000 ohm 22-26 VDC Buzzer	24C1, 24C2, 24C3, G24C1, G24C2, G24C3
211419-000	(2-D) 1000 ohm 44-52 VDC Buzzer	48D1, 48D2, 48D3, G48D1, G48D2, G48D3
213501-000	Cover, Black	6B1, 6B2, 6B3, 24C1, 24C2, 24C3, 48D1, 48D2, 48D3
214293-000	Cover, Gray	G6B1, G6B2, G6B3, G24C1, G24C2, G24C3, G48D1, G48D2, G48D3
213502-000	Base, Black	6B1, 6B2, 6B3, 24C1, 24C2, 24C3, 48D1, 48D2, 48D3
214294-000	Base, Gray	G6B1, G6B2, G6B3, G24C1, G24C2, G24C3, G48D1, G48D2, G48D3
200387-000	Push Button	All Assemblies
200001-109	Cap, Black	6B1, 6B2, 6B3, 24C1, 24C2, 24C3, 48D1, 48D2, 48D3
300347-343	Cap, Gray	G6B1, G6B2, G6B3, G24C1, G24C2, G24C3, G48D1, G48D2, G48D3
212936-000	Cord, Black	6B1, 6B2, 6B3, 24C1, 24C2, 24C3, 48D1, 48D2, 48D3
216866-000	Cord, Gray	G6B1, G6B2, G6B3, G24C1, G24C2, G24C3, G48D1, G48D2, G48D3

STROMBERG-CARLSON

THE 1400 SERIES TELEPHONES (FORMER MODELS)



The Stromberg-Carlson 1400 Series Telephones, predecessors of the current 1500 Series, were the first phones to combine those features now considered standard for the industry: the extended number plate; low, graceful housing of tough thermoplastic; the single coil, high impedance ringer; the advantage of offering the customer a choice of desk or wall mounting.

The 1400 Series included the following instruments: 1443, standard telephone for desk or wall; 2-1443, with two-step operation; 1444, extension telephone; and the 1447, for long rural lines.

In many respects, the 1400 Series resembles the 1500 Series. The most apparent difference is in the handset. Another variation is in ringer assembly and its associated coil-capacitor unit. Because of this close similarity between the two series, *manufacture of the 1400 Series line has been discontinued*. All necessary ordering information for replacement parts can be found on the following pages.


Features

THE HANDSET—The 1400 Series Telephones use either the No. 23-R Handset, three conductor, or the No. 24-R Handset, four conductor.

These handsets are longer than those used in the current 1500 Series instruments. They also contain larger transmitter and receiver capsules which prevents interchange of these components.

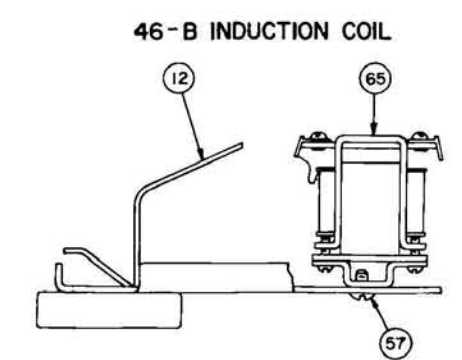
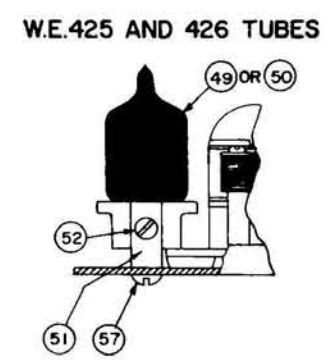
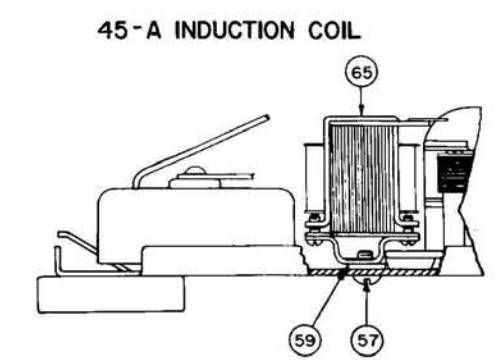
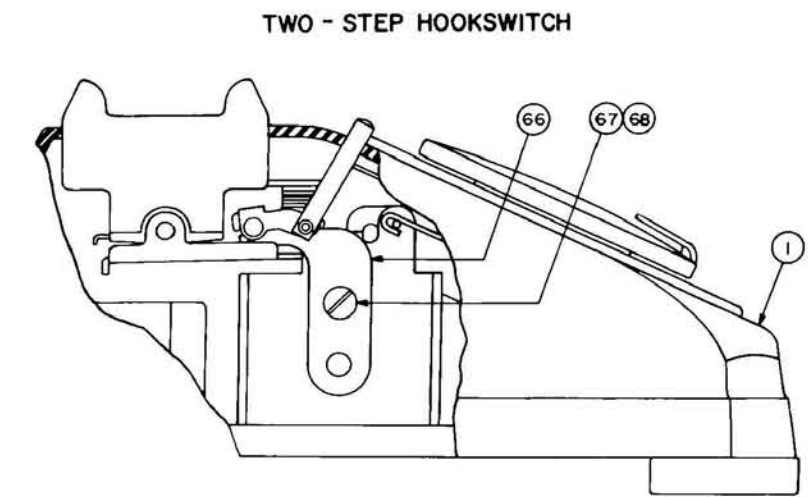
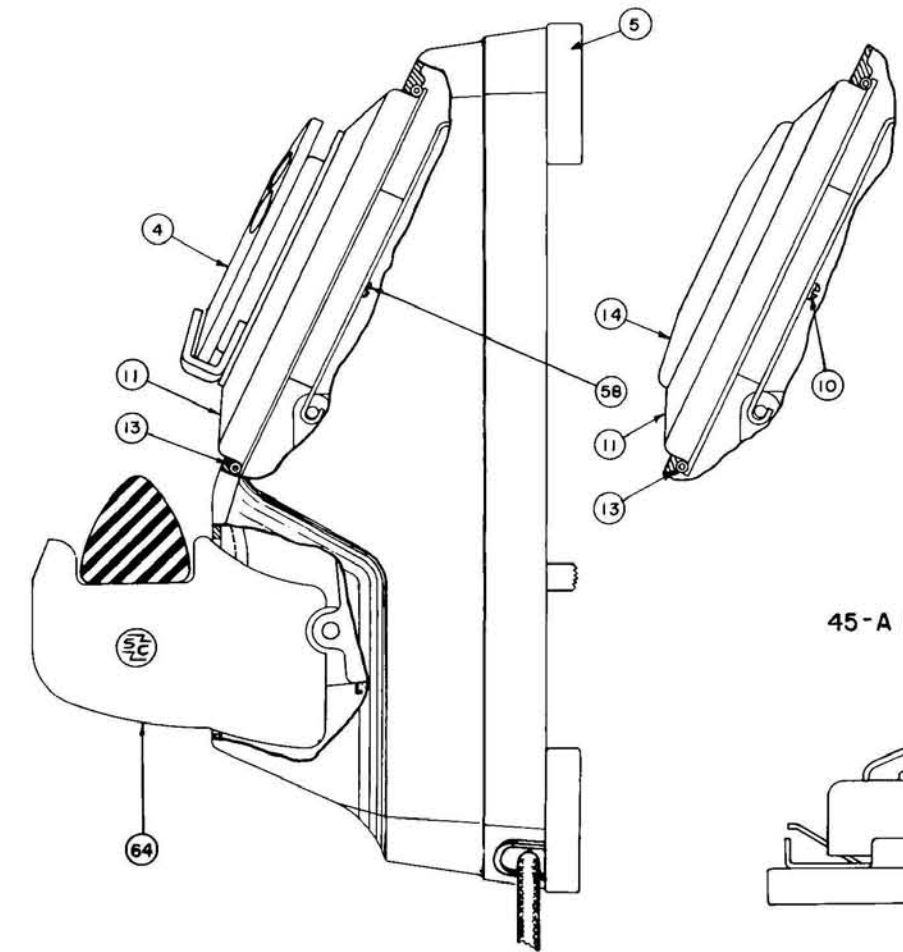
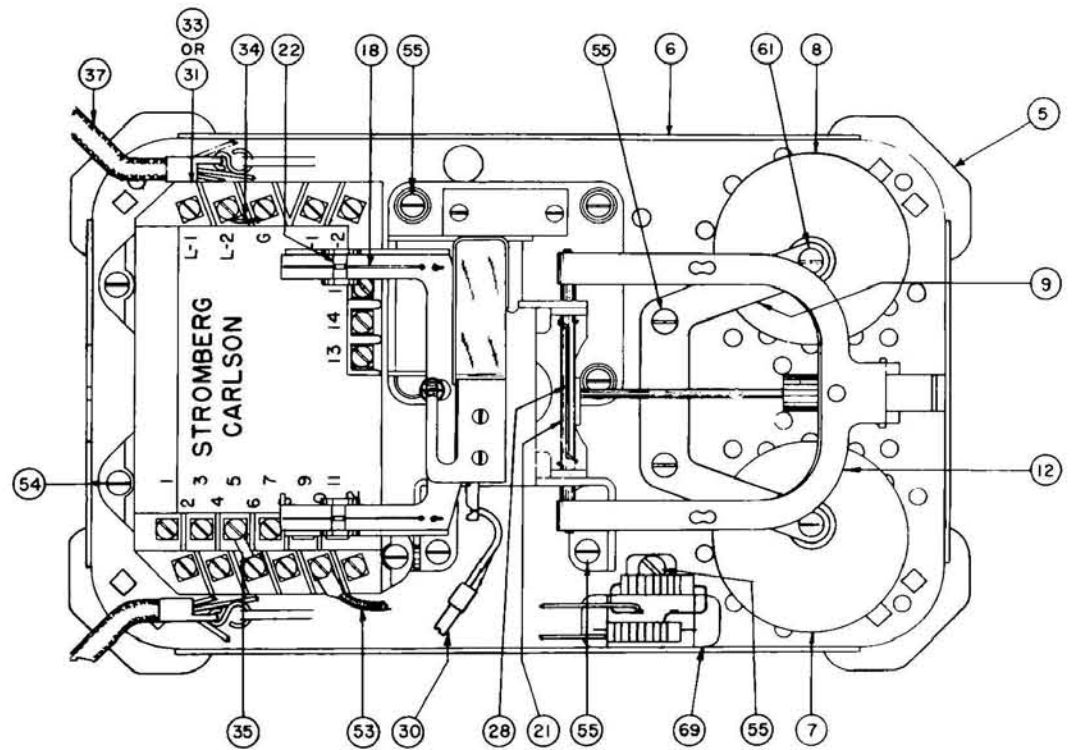
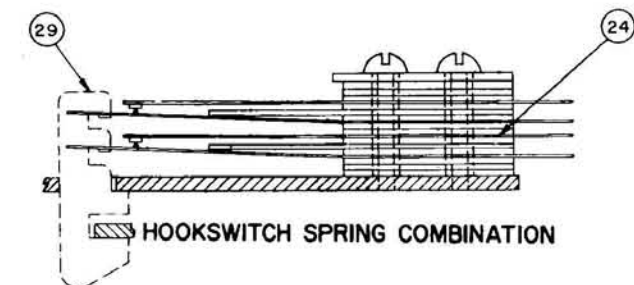
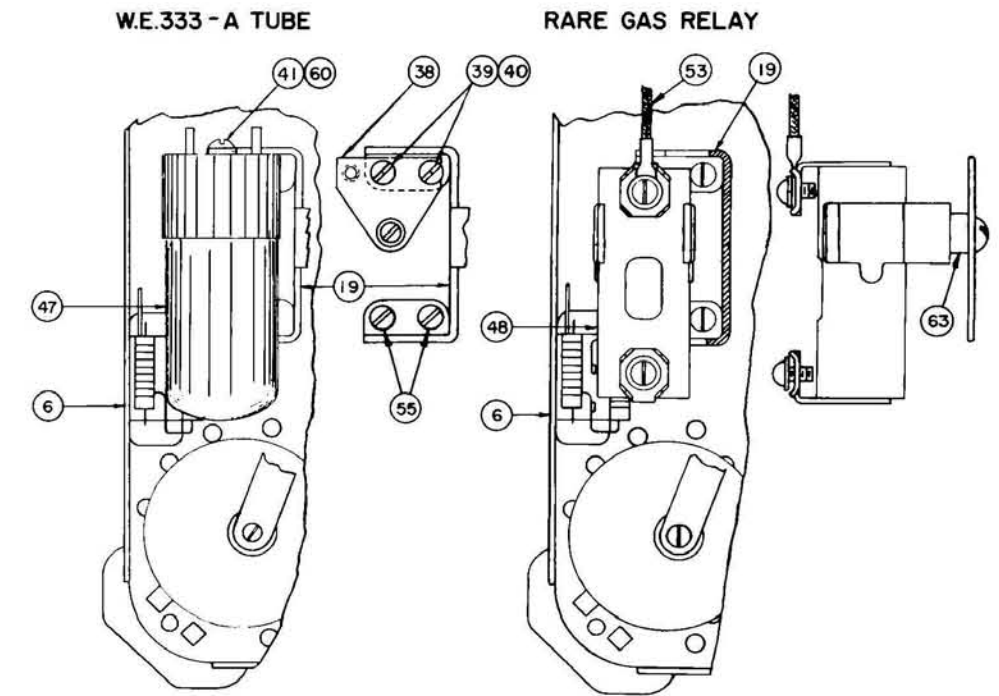
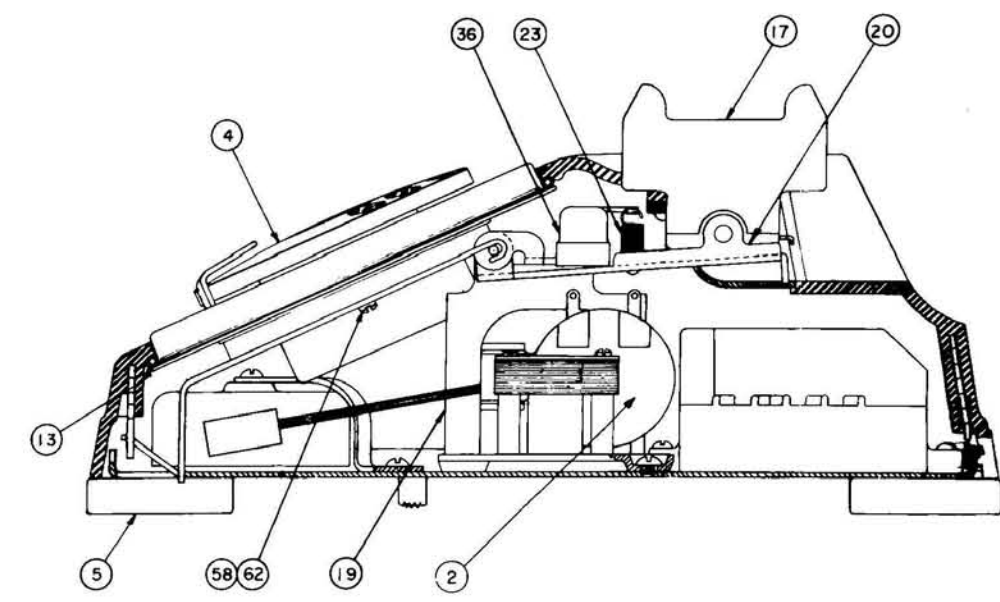
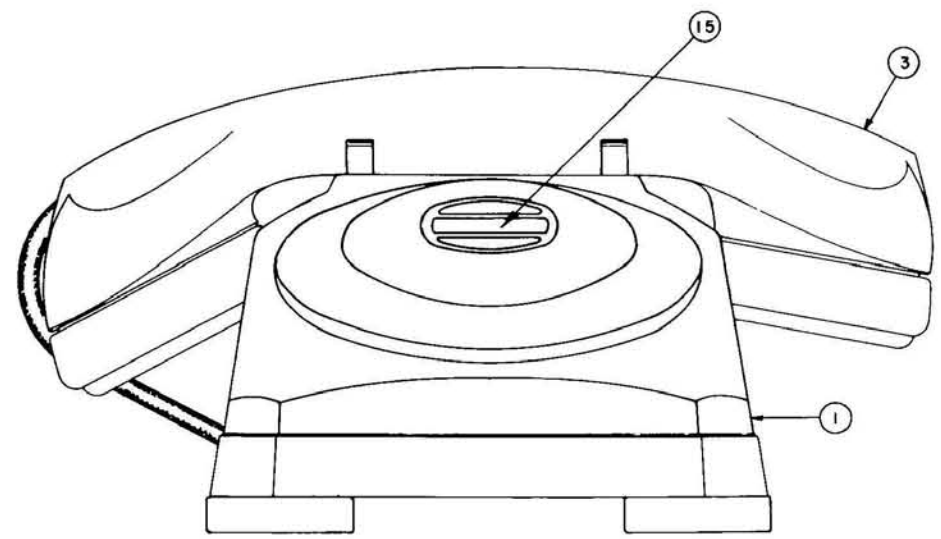
Replacement orders may be made for both the complete 23-R and 24-R handsets as well as any of their component parts.

THE RINGER—The 1400 Series Telephones use the No. 71 straight line ringer or the No. 72 tuned frequency ringers. The ringing condenser is part of the coil-capacitor assembly. Both ringers are available in whole or in part.



STROMBERG-CARLSON

1400 SERIES TELEPHONES



1400 SERIES TELEPHONES

ORDERING INFORMATION

REPLACEMENT PARTS—The stock numbers shown at the top of the chart are for reference only. Complete telephones are no longer available. Replacement parts for the 1400 Series Telephone are shown in the chart. For breakdown of major assemblies (dials, ringers, handsets) see specific pages as referenced in the remarks column.

NUMBER OF PARTS REQUIRED															REPLACEMENT PIECE PARTS LIST			
															ITEM	STOCK NO.	DESCRIPTION	REMARKS
1	1	1	1	1	1	1	1	1	1	1	1	1	1	1	1	207752-000	HOUSING ASSEMBLY	
																209327-000		
															2		RINGERS	See pages 117, 119
															3		HANDSET ASSEMBLY	See page 95
																208247-000	#23-N	
1	1	1	1	1												208666-000	#24-N	
															4		DIALS SERIES "C"	See pages 105-106
																207760-000	CE-210	
																207761-000	CE-211	
																207762-000	CE-212	
4	4	4	4	4	4	4	4	4	4	4	4	4	4	4	5	207667-000	FOOT ASSEMBLY	
1	1	1	1	1	1	1	1	1	1	1	1	1	1	1	6	207678-000	BASE	
1	1														7	207744-000	GONG (HI)	
1	1														8	207745-000	GONG (LO)	
1	1														9	207741-000	GONG BRACKET	
2															10	208248-000	#4-40 x 1/4" B.H.I.M. SELF TAPPING SCREW	
1															11	208122-000	ADAPTER	
1	1	1	1	1	1	1	1	1	1	1	1	1	1	1	12	207673-000	DIAL BRACKET	
1	1	1	1	1	1	1	1	1	1	1	1	1	1	1	13	207677-000	GASKET ASSEMBLY	
															14	208137-000	DIAL BLANK ASSEMBLY	
1	1	1	1	1	1	1	1	1	1	1	1	1	1	1	15	208358-000	STA. NO. CARD PKG. ASSEMBLY	
2	2	2	2	2	2	2	2	2	2	2	2	2	2	2	17	207671-000	PLUNGER	
2	2	2	2	2	2	2	2	2	2	2	2	2	2	2	18	207703-000	PLUNGER RETAINING SPRING	
1	1	1	1	1	1	1	1	1	1	1	1	1	1	1	19	207672-000	HOOKSWITCH BRACKET	
1	1	1	1	1	1	1	1	1	1	1	1	1	1	1	20	207674-000	HOOKSWITCH LEVER	
1	1	1	1	1	1	1	1	1	1	1	1	1	1	1	21	207679-000	HOOKSWITCH BEARING PIN	
2	2	2	2	2	2	2	2	2	2	2	2	2	2	2	22	207680-000	PLUNGER BEARING PIN	
1	1	1	1	1	1	1	1	1	1	1	1	1	1	1	23	207681-000	RESTORING SPRING	
1	1	1	1	1	1	1	1	1	1	1	1	1	1	1	24	209015-000	SPRING COMB. ASSEMBLY (HOOKSWITCH)	
1	1	1	1	1	1	1	1	1	1	1	1	1	1	1	28	208429-000	RETAINING SPRING	
1	1	1	1	1	1	1	1	1	1	1	1	1	1	1	29	207704-000	PUSHER	
1	1	1	1	1	1	1	1	1	1	1	1	1	1	1	30	207688-000	HOOKSWITCH CABLE	
															31	208669-000	TERMINAL CASE ASSEMBLY	
1	1	1	1	1	1	1	1	1	1	1	1	1	1	1	32	207687-000	DIAL CABLE	4 conductor—not shown
1	1														33	208359-000	COIL CAPACITOR ASSEMBLY	
3	3														34	35814-000	CONNECTOR	
															35	41566-000	CONNECTOR	
1	1	1	1	1	1	1	1	1	1	1	1	1	1	1	36	207706-000	HOOKSWITCH DUST COVER	
															37		LINE CORD	
																208718-000	WDN-6F	
1	1															208664-000	WDN-4J	
																208665-000	WDN-4K	
																208244-000	WDN-3J	

Continued on Page 84a

1400 SERIES TELEPHONES

ORDERING INFORMATION

REPLACEMENT PARTS—The stock numbers shown at the top of the chart are for reference only. Complete telephones are no longer available. Replacement parts for the 1400 Series Telephone are shown in the chart. For breakdown of major assemblies (dials, ringers, handsets) see specific pages as referenced in the remarks column.

STROMBERG-CARLSON

209402-000 D 1447																				208452-000 M 1447																				210513-000 D 1444-K																				210512-000 D 1444-K																				210511-000 D 1444-K																				210412-000 D 1444-K																				210411-000 D 1444-C																				210410-000 D 1444-C																				208634-000 D 1444-C																				208451-000 M 1444-P																				208449-000 M 1444-P																				209131-000 M 1444-B																				209115-000 D 1444																				209099-000 D 2-1443																				209083-000 D 2-1443																				207915-000 M 2-1443																				207900-000 D 2-1443																				207885-000 D 1443																				207870-000 M 1443																			
ORDERING INFORMATION																																																																																																																																																																																																																																																																																																																																																																																											
REPLACEMENT PARTS—The stock numbers shown at the top of the chart are for reference only. Complete telephones are no longer available. Replacement parts for the 1400 Series Telephone are shown in the chart. For breakdown of major assemblies (dials, ringers, handsets) see specific pages as referenced in the remarks column.																																																																																																																																																																																																																																																																																																																																																																																											
NUMBER OF PARTS REQUIRED																																								REPLACEMENT PIECE PARTS LIST																																																																																																																																																																																																																																																																																																																																																			
ITEM																																								STOCK NO.																																								DESCRIPTION																																								REMARKS																																																																																																																																																																																																																																																																			
																																								38																																								208559-000																																								333-A TUBE PKG. ASSEMBLY																																								Not shown																																																																																																																																																																																																																											
																																								39																																								41617-000																																								Terminal Board Assembly																																																																																																																																																																																																																																																																			
																																								40																																								503772-000																																								#6—32 x 5/16" B.H.I.M.S.																																																																																																																																																																																																																																																																			
																																								41																																								526207-000																																								#6 Washer (Shkprf.)																																																																																																																																																																																																																																																																			
																																								42																																								505203-000																																								#8—32 x 1/4" R.H.B.M.S.																																																																																																																																																																																																																																																																			
																																								43																																								526133-000																																								#8 Split Lockwasher																																								Not shown																																																																																																																																																																																																																											
																																								44																																								44161-000																																								T-I-E Cord (3" Brown)																																								Not shown																																																																																																																																																																																																																											
																																								45																																								35814-000																																								Connector																																								Not shown																																																																																																																																																																																																																											
1 1																																								1 1 1																																								1 1 1 1 1 1 1 1																																								46																																								205106-000																																								TERMINAL BLOCK ASSEMBLY																																								Not shown—wall connection																																																																																																																																											
2 2																																								2 2 2																																								2 2 2 2 2 2 2 2																																								47																																								521132-000																																								#6 x 5/16" R.H.I.W.S.																																								Not shown—used for mtg. term. block																																																																																																																																											
																																																																																																																								48																																								37029-000																																								333-A TUBE (W.E.)																																																																																																																																																																																			
																																																																																																																								49																																								202723-000																																								RARE GAS RELAY																																																																																																																																																																																			
																																																																																																																								50																																								208251-000																																								425-A TUBE (W.E.)																																								4 conductor																																																																																																																																											
																																																																																																																								51																																								208252-000																																								426-A TUBE (W.E.)																																								3 conductor																																																																																																																																											
																																																																																																																								52																																								208282-000																																								TUBE MOUNTING BRACKET ASSEMBLY																																								For mounting 425-A or 426-A tube																																																																																																																																											
																																																																																																																								53																																								163146-000																																								#6—32 x 3/8" B.H.I.M. SELF-TAPPING SCREW																																																																																																																																																																																			
1 1																																								1																																																																																44161-000																																								T-I-E CORD ASSEMBLY																																																																																																																																																																																																																											
1 1																																																																																																																								203056-000																																								3" Brown																																																																																																																																																																																																																											
1 1																																																																																																																								44184-000																																								1 3/4" Red																																																																																																																																																																																																																											
																																																																																																																								44169-000																																								6" Red																																																																																																																																																																																																																											
																																																																																																																								44170-000																																								9" Red																																																																																																																																																																																																																											
																																																																																																																								800659-000																																								9" White																																																																																																																																																																																																																											
																																																																																																																								54																																								9" Brown																																																																																																																																																																																																																											
3 3																																																																																																																																																																																																																																																																																																																																																																																											

THE 1200 SERIES TELEPHONES (FORMER MODELS)



1243-W

The information shown on the following pages covers ordering data of replaceable parts for the following 1200 Series Telephones: Nos. 1243-W, 2-1243-W, 1244, 2-1244, 1247, 1250-W, 2-1250-W, 1260, 1261, 1232, 1233, 1234, 1232-M, 1233-M, 1233-MK, and 1234-M. Only parts can be purchased, not complete phones.

The "W" that appears with the code numbers on this series means "waterproof." It does not have the same connotation as the "W" that appears with the code numbers of our present line of instruments (i.e. in this line it means "high efficiency").

THE NO. 1243-W TYPE—This is a completely self-contained telephone for any type of common battery service. It is desk styled. It may be used for manual or dial operation. It features a zinc die-cast housing, a No. 23-W Handset with non-positional capsule type receiver and transmitter. It can accommodate a Vincent Rare Gas Relay or a W.E. No. 333-A Tube. The number "2" before the code signifies two-step operation.

THE NO. 1244 TYPE—This instrument must be used with a desk set box to make a two-piece sub-station set. The Telephone does not have an induction coil, a capacitor, nor a ringer. This phone may be used for either common battery or magneto service. The number "2" before the code means that the Telephone contains a two-step feature.

THE NO. 1247 TYPE—It is similar in appearance to the No. 1243-W Telephone. It is a self-contained desk type instrument with common battery signaling and local battery talking circuit for greater efficiency on long rural lines. A No. 45-A induction coil is used in the talking circuit to achieve this greater efficiency.

THE NO. 1250-W TYPE—This is the wall type version of the No. 1243-W Telephone. Its housing is of a black thermoplastic material and features, as part of the housing, a molded cradle for the handset. All other components and features are the same as those in the No. 1243-W Telephone. The number "2" before the code means that the telephone contains a two-step feature.

THE NO. 1232 AND 1232-M TYPES—These instruments are in the suspended handset styles, with hookswitch boxes. They make use of associated main line telephone signals. Both are primarily designed for use as an extension phone. The No. 1232 features dial mounting and, when so ordered, may be equipped with a dial. The No. 1232-M is arranged for manual operation only. This coding is true with other instruments of this type.

THE NO. 1233 AND 1233-M TYPES—These phones are very much like the No. 1232 Types. The only difference between the 1233's and the 1232's is that former types feature 1000 ohm buzzers as their signaling devices. In all other respects these telephones are the same.

THE NO. 1233-MK TYPE—Here is a wall type version of the No. 1233 Telephone. The hookswitch and buzzer assemblies mount into a wall cavity. The only things that protrude from the wall are the hook and handset. This instrument can only work into manual systems.

THE NO. 1234 AND 1234-M TYPES—These are arranged to be used as a main station instrument. Desk set boxes are required to be used with these phones. Such instruments do not have the induction coil, capacitor nor buzzer installed in the switch box.

THE 1260 DESK SET BOX—It is the companion piece to the 1244 and 1234 Telephones. It can also be used with other 1200 Series instruments wherever two-piece sets are required. This box contains the coil-capacitor and ringer assemblies and is covered by a black plastic housing.

THE NO. 1261 BELL BOX—This box contains only the ringer, ringer coil, and gongs, it is primarily used as an incoming trunk signal and can be obtained in any desired frequency for tuned frequency operation.

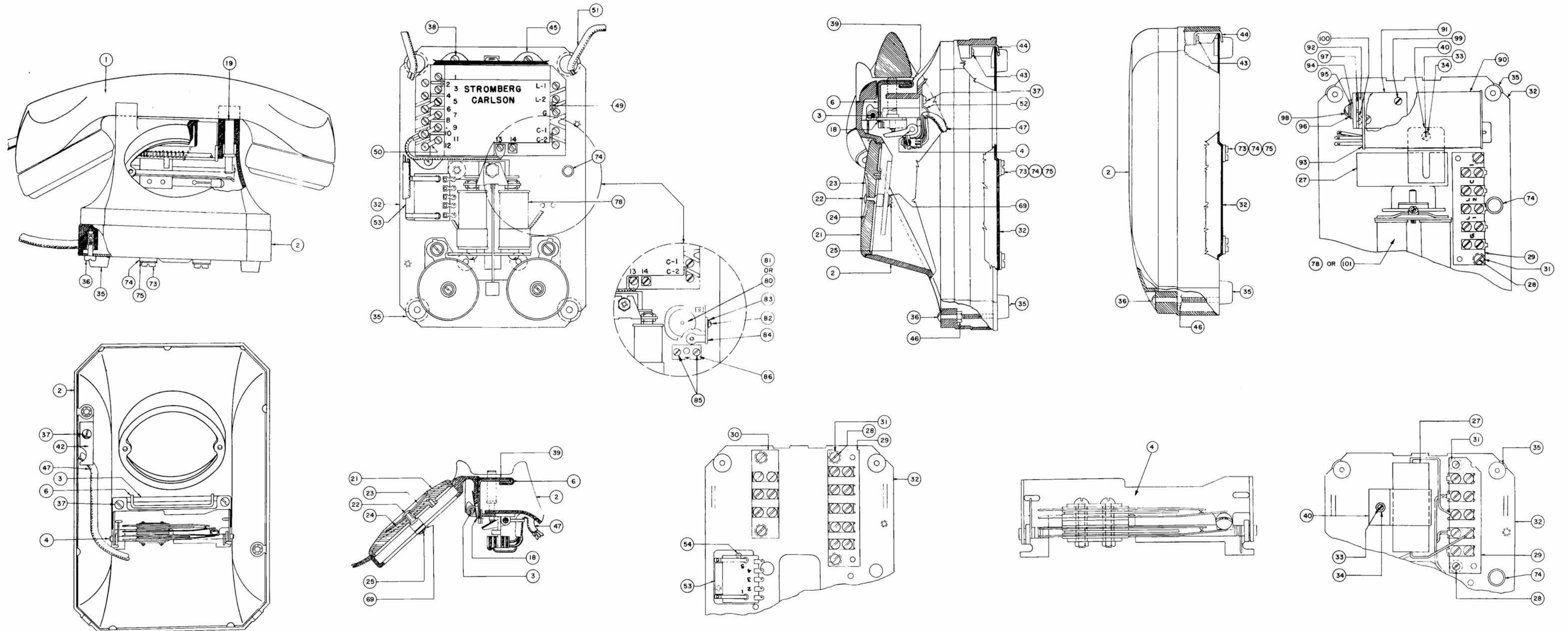


1232-M

1261 Bell Box

STROMBERG-CARLSON

1200 SERIES COMMON BATTERY TELEPHONES AND DESK SET BOXES



Issued 9-15-60

1200 SERIES COMMON BATTERY TELEPHONES AND DESK SET BOXES

211846-000	1261-EZ
209621-000	1261-DZ
209530-000	1261-CZ
206884-000	1244-K
201941-000	1261-BZ
201940-000	1261-B
41704-000	1260
48138-000	2-1250-W
41902-000	1250-W
200628-000	1247
201650-000	1244-B
201139-000	1244-P
201378-000	2-1244-W
201377-000	1244-W
48136-000	2-1243-W
803521-000	1243-W

ORDERING INFORMATION

REPLACEMENT PARTS—The stock numbers shown at the top of the chart are for reference only. Complete telephones and desk set boxes are no longer available. Replacement parts are shown in the charts. For breakdown of major assemblies (dials, ringers, handsets) see specific pages as referenced in the remarks column.

												REPLACEMENT PIECE PARTS LIST					
NUMBER OF PARTS REQUIRED												ITEM	STOCK NO.	DESCRIPTION	REMARKS		
												1			HANDSET ASSEMBLY	See page 95	
		1								1			42907-000	#21-A			
					1	1		1		1	1	1	208247-000	#23-N			
							1						202237-000	#24-W			
													2		HOUSING		
		1						1	1	1	1	1	32883-000				
						1	1						41561-000				
1	1	1		1	1	1							41562-000				
		1				1	1	1	1	1	1	1	3	32889-000	ROD (HANDLE)		
		1				1	1	1	1	1	1	1	4	42158-000	PLUNGER SWITCH ASSEMBLY		
		1				1	1	1	1	1	1	1	6	42910-000	LEVER		
		1				1	1	1	1	1	1	1	18	200930-000	SPRING		
		2				2	2	2	2	2	2	2	19	208073-000	PLUNGER		
		1				1	1	1	1	1	1	1	21	35709-000	DIAL BLANK	Used on manual telephones only	
		1				1	1	1	1	1	1	1	22	23766-000	CAP	Used on manual telephones only	
		1				1	1	1	1	1	1	1	23	25404-000	PROTECTOR	Used on manual telephones only	
		1				1	1	1	1	1	1	1	24	28479-000	CARD	Used on manual telephones only	
		2				2	2	2	2	2	2	2	25	515423-000	#4-36 x 3/8" B.H.I.M.S.	Used for mounting dial blank	
		1				1	1	1	1	1	1	1	26	207037-000	DIAL CABLE	Not shown—dial eqpd. phones only	
1	1	1		1	1								27	110600-C30	CAPACITOR		
2	2	2	4	2	2				4	4	4	4	28	503823-000	#6-32 x 3/8" B.H.N.B.M.S.		
1	1	1	1	1	1				1	1	1	1	29	32949-000	TERMINAL STRIP ASSEMBLY		
			1						1	1	1	1	30	32969-000	TERMINAL STRIP ASSEMBLY		
2	2	2	4	2	2				4	4	4	4	31	17024-000	SPACER		
													32		BASE		
			1	1	1	1	1	1	1	1	1	1		205670-000			
1	1	1												209897-000			
1	1	1		1	1								33	35744-000	#6-32 x 1/4" R.H.I.M.S. (SEMS)		
1	1	1		1	1								34	525532-000	#6 WASHER		
4	4	4	4	4	4	4	4	4	4	4	4	4	35	35808-000	FOOT		
													36		HOUSING SCREW		
			1					2	2	2	2	2		41563-000	#10-32 N.F. x 3/64" PAN H.B.M.S.		
1	1	1		1	1	1	1							41710-000	#6-32 x 1 3/4" PAN H.B.M.S.		
			3				2	2	3	3	3	3	3	37	33234-000	#6-32 x 1/4" R.H.B.M.S. (SEMS)	Used on hookswitch
						3	3	3	3			3	3	38	35824-000	#6-32 x 3/8" R.H.B.M.S. (SEMS)	Used to secure coil capacitor to base
						1					1	1		39	200788-000	DESIGNATION PLATE	Two-step
1	1	1		1	1									40	205443-000	BRACKET	For mounting item 27 to base
														41		T-I-E CORD ASSEMBLY	Not shown
						1	1	1	1			1	1		201341-000	6" Red	
											1				44169-000	9" Red	

STROMBERG-CARLSON

Continued on Page 88a

TCI Library <http://www.telephonecollectors.info/>

1200 SERIES COMMON BATTERY TELEPHONES AND DESK SET BOXES

211846-000	1261-EZ
209621-000	1261-DZ
209530-000	1261-CZ
206884-000	1244-K
201941-000	1261-BZ
201940-000	1261-B
41704-000	1260
48138-000	2-1250-W
41902-000	1250-W
200628-000	1247
201650-000	1244-B
201139-000	1244-P
201378-000	2-1244-W
201377-000	1244-W
48136-000	2-1243-W
803521-000	1243-W

ORDERING INFORMATION

REPLACEMENT PARTS—The stock numbers shown at the top of the chart are for reference only. Complete telephones and desk set boxes are no longer available. Replacement parts are shown in the charts. For breakdown of major assemblies (dials, ringers, handsets) see specific pages as referenced in the remarks column.

NUMBER OF PARTS REQUIRED												REPLACEMENT PIECE PARTS LIST			
												ITEM	STOCK NO.	DESCRIPTION	REMARKS
													44170-000	9" White	
													44164-000	4 1/2" Red	
2	2												20248-000	10 7/8" Red	
													203053-000	3 1/4" Green	
													203056-000	1 3/4" Red	
												42	32951-000	CLAMP	Used to secure hookswitch cable
1	1	1		1	1	1	1					43	503651-000	#6-32 x 1/4" R.H.I.M.S.	Used to secure item 44 to housing
1	1	1		1	1	1	1					44	41685-000	BRACKET	Used to secure top of housing to base
												45	200595-000	COIL CAPACITOR ASSEMBLY	
1	1	1		1	1	1	1					46	525033-000	NUT	Used with housing screw item 36
												47		HOOKSWITCH CABLE	
													35860-000		
													37001-000		
												48		DIAL CABLE	Not shown
													35861-000		Used on all telephones except 1244
													37002-000		Used on 1244 telephones only
												49	35814-000	CONNECTOR	
												50	41566-000	CONNECTOR	
												51		LINE CORD	
													208244-000	WDN-3J	
													201374-000	WD-4G	
													800610-000	MD-6D	
													202236-000	WD-4J	
												52	18146-000	CLAMP	
												53		INDUCTION COIL & COND. ASSEMBLY	
													200604-000	45-A	
													208711-000	45-B	
												54	513150-000	#4-48 x 3/16" R.H.I.M.S.	
													35825-000	RARE GAS RELAY PKG. ASSEMBLY	Not shown
												55	202723-000	Rare Gas Relay	Screw, lockwasher & nut furnished
												56	44191-000	T-I-E Cord (8" Red)	
												57	201793-000	Spacer	
												58	35811-000	Mounting Bracket	
													35827-000	333-A TUBE PKG. ASSEMBLY	Not shown
												59	35449-000	#8-32 x 1/4" R.H.B.M.S.	Replaced by 505203-000
												60	18144-000	#8 Lockwasher (Shkprf. Int. Tooth)	Replaced by 526446-000
												61	37029-000	333-A Tube (W.E.)	
												62	41617-000	Terminal Board Assembly	
												63	35807-000	Mounting Bracket	
												64	35824-000	#6-32 x 3/8" R.H.B.M.S. (Sems)	

1200 SERIES COMMON BATTERY TELEPHONES AND DESK SET BOXES

211846-000	1261-EZ
209621-000	1261-DZ
209530-000	1261-CZ
206884-000	1244-K
201941-000	1261-8Z
201940-000	1261-8
41704-000	1260
48138-000	2-1250-W
41902-000	1250-W
200628-000	1247
201650-000	1244-B
201139-000	1244-P
201378-000	2-1244-W
201377-000	1244-W
48136-000	2-1243-W
803521-000	1243-W

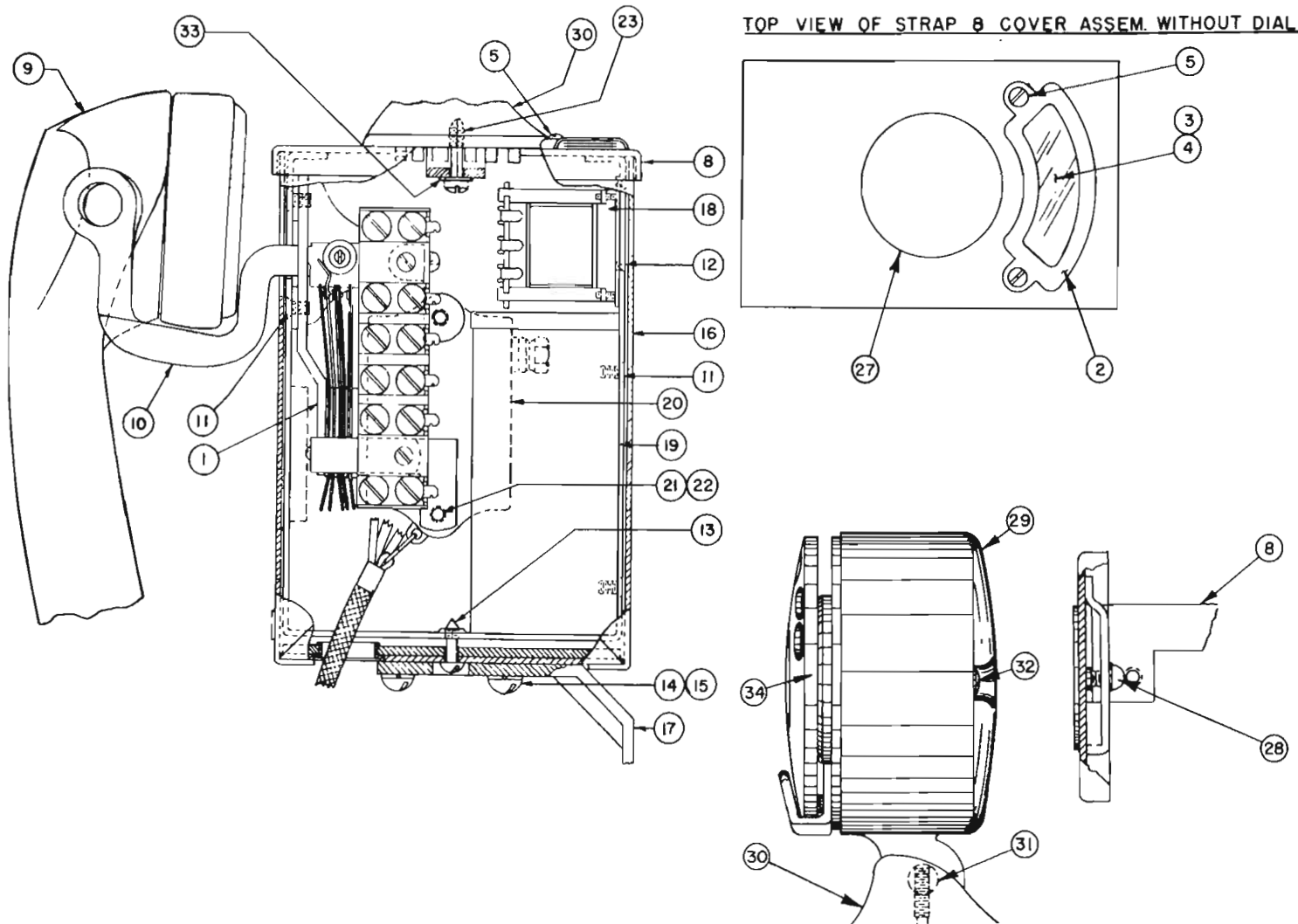
ORDERING INFORMATION

REPLACEMENT PARTS—The stock numbers shown at the top of the chart are for reference only. Complete telephones and desk set boxes are no longer available. Replacement parts are shown in the charts. For breakdown of major assemblies (dials, ringers, handsets) see specific pages as referenced in the remarks column.

NUMBER OF PARTS REQUIRED																REPLACEMENT PIECE PARTS LIST			
																ITEM	STOCK NO.	DESCRIPTION	REMARKS
																65	205106-000	TERMINAL BLOCK ASSEMBLY (WALL)	
																66	521132-000	#6 x 5/8" R.H.I.W.S.	Used to mount item 65 to wall
4	4	4		4	4	4	4	4								67	522182-000	#8 x 1 1/2" R.H.I.W.S.	Used for wall mounting
4	4	4		4	4	4	4	4								68	8336-000	#8 WASHER	Used for wall mounting
			2													69	526281-000	#4 LOCKWASHER	Used for mounting dial
																73	32952-000	#10-32 N.C. x 1/32" B.H.B.M.S.	Used for mounting ringers
																74	32955-000	GROMMET	Used for mounting ringers
																75	5400-000	WASHER	Used for mounting ringers
																76	202346-000	TWO-STEP PKG. ASSEMBLY	Not shown
																77	205104-000	STA. NO. CARD PKG. ASSEMBLY	Not shown—replaced by 211232-000
																78		RINGERS	See pages 113-115
																79		DIALS SERIES "C"	Not shown, see pages 105-106
																	206950-000	CE-207	
																	206951-000	CE-208	
																	206952-000	CE-209	
																	208120-000	425-A & 426-A TUBE ASSEMBLIES	Replaced by 214159-000
																80	208251-000	425-A Tube (W.E.)	4 conductor
																81	208252-000	426-A Tube (W.E.)	3 conductor
																82	163146-000	#6-32 x 3/8" B.H.I.M. Self Tapping Screw	
																83	526207-000	#6 Washer (Shkprf.)	
																84	23120-000	Terminal Mounting Bracket	
																85	513272-000	#4-48 x 1/4" B.H.I.M.S.	
																86	201352-000	Terminal Block Assembly	
																87	526282-000	#4 Washer (Shkprf.)	Not shown
																88	44161-000	T-I-E Cord (3" Brown)	Not shown
																89	35814-000	Connector	Not shown
																90		RELAY	
																	803103-000		
																	208670-000		
1																91	801666-000	RELAY MOUNTING STRIP	
1	1	1														92	42110-000	ADAPTER	For relay mounting
1	1	1														93	41311-000	INSULATOR	
1	1	1														94	1096-000	BUSHING	
1	1	1														95	525640-000	#10 WASHER	
1	1	1														96	526138-000	#10 LOCKWASHER	
1	1	1														97	17104-000	#8 WASHER	
1	1	1														98	507652-000	#10-32 x 1/2" R.H.I.M.S.	
2	2	2														99	163100-000	#6-32 x 3/8" B.H.I.M.S.	
2	2	2														100	505382-000	#8-32 x 3/16" F.H.I.M.S.	
1		1														101	209545-000	BUZZER	

STROMBERG-CARLSON

1200 HANDSET TELEPHONES



STROMBERG-CARLSON

207341-000	M	SPL. 1234M*
207342-000	D	SPL. 1234*
207340-000	D	SPL. 1234*
802976-000	D	SPL. 1234*
802963-000	M	SPL. 1234M*
45282-000	D	1234*
206439-000	M	1233M*
206308-000	D	1233*
802374-000	D	1233*
802372-000	D	1233*
206307-000	M	1232M*
802373-000	D	1232*

ORDERING INFORMATION

REPLACEMENT PARTS—The stock numbers shown at the top of the chart are for reference only. Complete telephones are no longer available. Replacement parts for the #1200 Handset Telephones are shown in the chart. For breakdown of major assemblies (dials, handsets) see specific pages as referenced in the remarks column.

NUMBER OF PARTS REQUIRED										REPLACEMENT PIECE PARTS LIST		
										ITEM	STOCK NO.	DESCRIPTION
										1		HOOKSWITCH ASSEMBLY
		1	1								19136-000	
				1	1	1	1	1	1		34522-000	
1	1	1									207339-000	
1		1	1							2	18257-000	FRAME
1		1	1							3	18398-000	PROTECTOR
1		1	1							4	18397-000	CARD
												REMARKS

Continued on Page 91a

1200 HANDSET TELEPHONES

207341-000 M SPL 1234M*
 207342-000 D SPL 1234*
 207340-000 D SPL 1234*
 802976-000 M SPL 1234*
 802963-000 D 1234M*
 45282-000 D 1234*
 206439-000 M 1233M*
 206308-000 D 1233*
 802374-000 D 1233*
 802372-000 D 1233*
 206307-000 M 1232M*
 802373-000 D 1232*

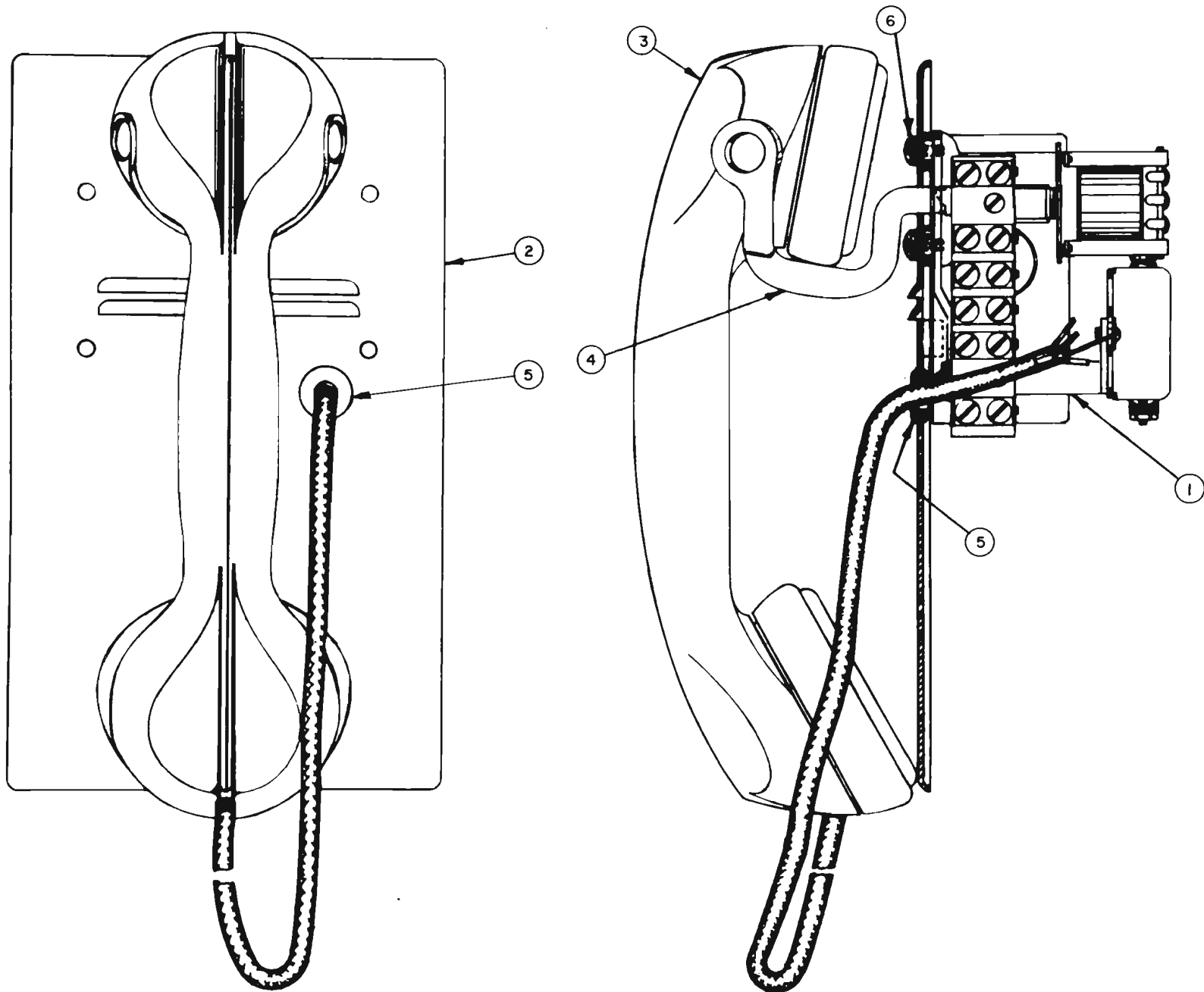
ORDERING INFORMATION

REPLACEMENT PARTS—The stock numbers shown at the top of the chart are for reference only. Complete telephones are no longer available. Replacement parts for the #1200 Handset Telephones are shown in the chart. For breakdown of major assemblies (dials, handsets) see specific pages as referenced in the remarks column.

STROMBERG-CARLSON

												REPLACEMENT PIECE PARTS LIST				
NUMBER OF PARTS REQUIRED												ITEM	STOCK NO.	DESCRIPTION	REMARKS	
2			2				2					5	501055-000	SCREW		
					1	1	1	1	1	1	1	6	35000-000	CABLE ASSEMBLY	Not shown	
												7		DIAL CABLE ASSEMBLY	Not shown	
					1	1					1		35001-000			
	1												35002-000			
												8		STRAP & COVER ASSEMBLY		
1			1		1					1			34991-000			
	1	1		1		1	1	1			1	1	34512-000			
1	1	1	1	1	1	1	1	1	1	1	1	1	9	202037-000	#20-WA HANDSET ASSEMBLY	See page 95
1	1	1	1	1	1	1	1	1	1	1	1	1	10	24093-000	HOOK ASSEMBLY	
2	2	2	2	2	2	4	4	4	4	4	4	4	11	503685-000	SCREW	
						2	2	2	2	2	2	2	12	513033-000	SCREW	
1	1	1	1	1	1	1	1	1	1	1	1	1	13	34526-000	SCREW	
4	4	4	4	4	4	4	4	4	4	4	4	4	14	505355-000	SCREW	
4	4	4	4	4	4	4	4	4	4	4	4	4	15	526044-000	LOCKWASHER	
1	1	1	1	1	1	1	1	1	1	1	1	1	16	34517-000	SHELL ASSEMBLY	
1	1	1	1	1	1	1	1	1	1	1	1	1	17	34518-000	BRACKET	
						1	1	1	1	1	1	1	18	32943-000	≐46-A IND. COIL ASSEMBLY	
													19		CAPACITOR ASSEMBLY	
					1	1	1	1						34524-000	#49	
										1	1	1		34917-000	#50	
					1	1	1	1					20	45304-000	#2-A BUZZER	
1	1	1	1	1	1	2	2	2	2	1	1	1	21	503655-000	SCREW	
1	1	1	1	1	1	2	2	2	2	1	1	1	22	526126-000	LOCKWASHER	
	1	1		1		1	1	1			1	1	23	201486-000	SCREW	
1	1	1	1	1	1								24	44159-000	T-I-D CORD (9" WHITE)	Not shown
					1	1	1	1					25	35009-000	CORD ASSEMBLY (4½" ORANGE)	Not shown
3	3	3	3	3	3	3	3	3	3	3	3	3	26	521945-000	SCREW (MOUNTING)	Not shown
1		1	1	1	1				1	1		1	27	34989-000	PLATE ASSEMBLY	
1			1		1					1			28	31798-000	SCREW	
	1	1		1		1	1	1			1	1	29	201224-000	DIAL HOUSING	
	1	1		1		1	1	1			1	1	30	201225-000	BASE	
	1	1		1		1	1	1			1	1	31	201481-000	PIVOT	
	2	2		2		2	2	2			2	2	32	201478-000	SCREW	
	1	1		1		1	1	1			1	1	33	526210-000	LOCKWASHER	
													34		DIAL SERIES "C"	See pages 105-106
						1					1			206950-000	CE-207	
	1					1								206951-000	CE-208	Void—not replaced

1233-MK SUSPENDED TYPE HANDSET TELEPHONE



ORDERING INFORMATION

REPLACEMENT PARTS—The stock numbers shown at the top of the chart are for reference only. The complete telephone is no longer available. Replacement parts for the 1233-MK Telephone are shown in the chart. For breakdown of the handset see page 95.

STROMBERG-CARLSON

210527-000

					REPLACEMENT PIECE PARTS LIST			
NO. PARTS REQ'D.					ITEM	STOCK NO.	DESCRIPTION	REMARKS
				1	1	210531-000	HOOKSWITCH ASSEMBLY	
				1	2	209305-000	WALL PLATE	
				1	3	208247-000	#23-N HANDSET ASSEMBLY	See page 95
				1	4	24093-000	HOOK ASSEMBLY	
				1	5	131012-000	GROMMET	
				2	6	210534-000	#6-32 x 1/4" B.H.I.M.S. (BLACK)	
				4	7	210533-000	#6-32 x 1/2" B.H.I.M.S. (BLACK)	For securing wall plate to outlet box

HANDSETS

There are seven series of handsets available to fit the large number of telephones offered by Stromberg-Carlson. The numbers 20, 23, 24, 26, 27, 31 and 34 Series handsets are all modern in design, in that they are short, lightweight and made of thermosetting plastic. The 31 and 34 series handsets, newest in the series, are made of thermoplastic; a featherweight handset that is modern in design and comfortable to use. The difference lies in the transmitter and receiver. The number 210279-000 capsule type transmitter assembly is used in all but the number 27, 31 and 34 series handsets. The numbers 27, 31 and 34 series handsets employ a high efficiency transmitter assembly, the number

211969-000. Silver-plated contact springs in the transmitter cavity provide reliable connections when the mouthpiece is secured in place.

All seven series of handsets employ capsule type receiver assemblies which are attached to two terminal cords and locked into position by the threaded earcap. The numbers 20, 23 and 24 series use the number 34230-000 receiver assembly. The number 26 handset uses the number 210278-000 receiver assembly and the numbers 27, 31 and 34 series utilizes the number 211881-000 receiver assembly.



No. 31

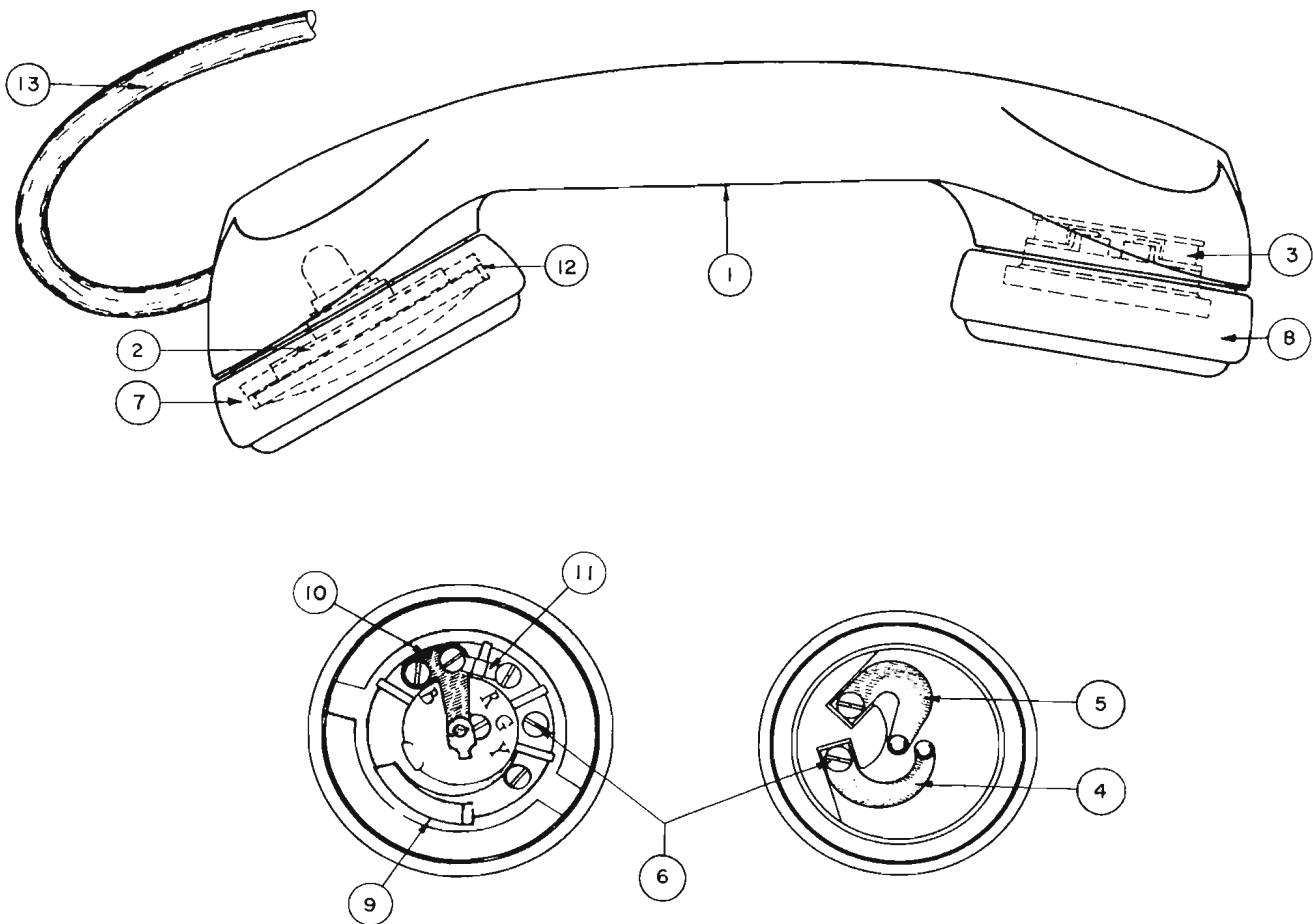


No. 27

SERIES	TELEPHONE USED ON	PAGE NO.
34	1600-W Petite	6
31	1553-W, 1543-W, 2-1543-W	100
27	1576-W, 1575-WB1, 1575-WA1, 1574-W, 1573-WA, 2-1543-W, 1543-W	98
26	1575-B1, 1575-A1, 1575-B, 1575-A, 1574, 1573-A, 1573, 1544-P, 1544-K, 1544-C, 1544-B, 1544, 2-1543, 1543, 1534-M, 1534, 1533-MK, 1533-M, 1533, 1532-M, 1532	97
24	1447, 1444-P, 1444-K, 1258-W, 1248-W, 1247	95
23	1444-B, 1444, 2-1443, 1443-S, 1443, 1272, 1271, 1270, 1250, 1244-W, 1244-B, 1243-W, 1233-MK	95
20	1234-M, 1234, 1233-M, 1233, 1232-M, 1232	95

STROMBERG-CARLSON

NOS. 20, 21, 22, 23, 24 HANDSETS



NOS. 20, 21, 22, 23, 24 HANDSETS

24R	216946-000
23R	216945-000
22R	216944-000
21R	216943-000
20R	216942-000
23	801017-000*
23W	803486-000*
20WA	202037-000*
24W	202237-000*
23N	208247-000*
24N	208247-000*
21N	208666-000*
21W	208719-000*
22A	201498-000*
21A	42908-000*
20A	42907-000*
22	42906-000*
21	801016-000*
20	801015-000*
	801014-000*
	801013-000*
	801012-000*
	801011-000*
	801010-000*
	801009-000*
	801008-000*
	801007-000*
	801006-000*
	801005-000*
	801004-000*
	801003-000*
	801002-000*
	801001-000*
	801000-000*

ORDERING INFORMATION

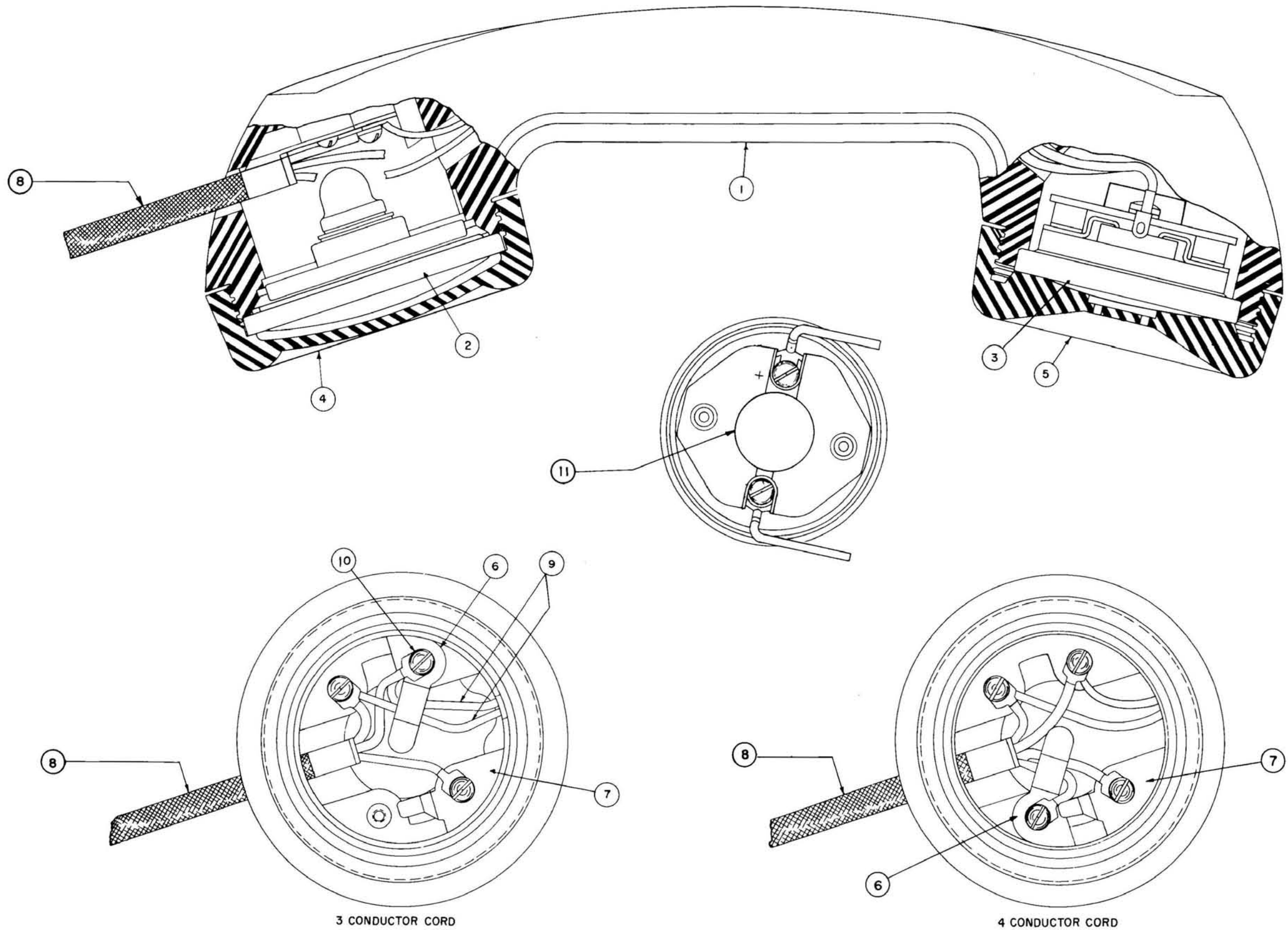
COMPLETE HANDSETS—Use stock numbers at top of chart. Stock numbers marked with an * are obsolete and are no longer available as complete handsets.

REPLACEMENT PARTS—The available replacement parts for both the current and obsolete handsets are shown in the chart.

																REPLACEMENT PIECE PARTS LIST				
NUMBER OF PARTS REQUIRED																ITEM	STOCK NO.	DESCRIPTION	REMARKS	
1	1	1	1	1	1	1	1	1	1	1	1	1	1	1	1	1	1	32862-000	HANDLE ASSEMBLY	
1	1	1	1	1	1	1	1	1	1	1	1	1	1	1	1	1	1	210279-000	TRANSMITTER ASSEMBLY	
1	1	1	1	1	1	1	1	1	1	1	1	1	1	1	1	1	1	34230-000	RECEIVER ASSEMBLY	
1	1	1	1	1	1	1	1	1	1	1	1	1	1	1	1	1	1	31916-000	SPRING	
1	1	1	1	1	1	1	1	1	1	1	1	1	1	1	1	1	1	31917-000	SPRING	
8	8	8	8	8	8	8	8	8	8	8	8	8	8	8	8	8	8	513120-000	SCREW	
1	1	1	1	1	1	1	1	1	1	1	1	1	1	1	1	1	1	32863-000	MOUTHPIECE	
1	1	1	1	1	1	1	1	1	1	1	1	1	1	1	1	1	1	32864-000	EARCAP	
1	1	1	1	1	1	1	1	1	1	1	1	1	1	1	1	1	1	204343-000	SPRING	
1	1	1	1	1	1	1	1	1	1	1	1	1	1	1	1	1	1	204344-000	SPRING ASSEMBLY	
		1	1		1	1	1	1					1		1	1	1	32887-000	CONNECTOR	
1	1	1	1	1	1	1	1	1	1	1	1	1	1	1	1	1	1	212705-000	ADAPTOR RING	
																		13	HANDSET CORDS	
																	1	800618-000	MC-3G (4'6")	
																	1	800622-000	MC-4G (4'6")	
																	1	800614-000	MC-2G (4'6")	
																	1	800617-000	MC-3F (4'9")	
																	1	800621-000	MC-4F (4'9")	
																	1	800613-000	MC-2F (4'9")	
					1													803551-000	MC-3J (4'6")	
																	1	201497-000	WC-4F (4'9")	
						1												800624-000	WC-3F (4'9")	
						1												803552-000	WC-3J (4'6")	
							1											202235-000	WC-4J (4'6")	
																	1	208717-000	WCN-4F (4'9")	
																	1	208243-000	WCN-3J (4'6")	
																	1	208663-000	WCN-4J (4'6")	
																	1	216940-000	WCR-3F (4'6")	
																	1	216941-000	WCR-4F (4'6")	
																	1	216939-000	WCR-2F (4'6")	
																	1	211305-000	WCR-3J (4'6")	
1																		211745-000	WCR-4J (4'6")	

STROMBERG-CARLSON

NO. 26 HANDSET ASSEMBLY



NO. 26 HANDSET ASSEMBLY

216747-000	26J	Gray
213693-000	26I	Gray
213240-000	26H	Black
212714-000	26G	Gray
212117-000	26F	Gray*
211748-000	26E	Black
211362-000	26D	Black
211361-000	26C	Black
210282-000	26B	Black*
210281-000	26A	Black*

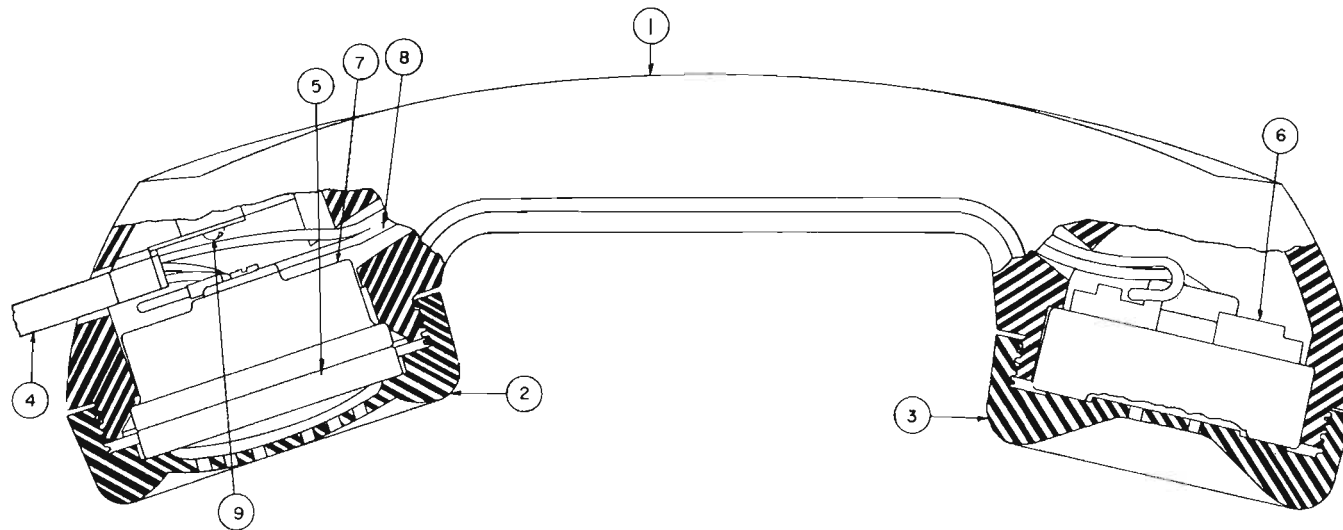
ORDERING INFORMATION

COMPLETE HANDSETS—Use stock numbers at top of chart. Stock numbers marked with an * are obsolete and are no longer available as complete handsets.

REPLACEMENT PARTS—The available replacement parts for both the current and obsolete handsets are shown in the chart.

NUMBER OF PARTS REQUIRED										REPLACEMENT PIECE PARTS LIST			
										ITEM	STOCK NO.	DESCRIPTION	REMARKS
										1		HANDLE	
	1			1	1	1	1	1	1		210280-000	Black	
1	1		1	1							212114-000	Gray	
1	1	1	1	1	1	1	1	1	1	2	210279-000	TRANSMITTER ASSEMBLY	
1	1	1	1	1	1	1	1	1	1	3	210278-000	RECEIVER ASSEMBLY	
										4		MOUTHPIECE	
	1				1	1	1	1	1		210277-000	Black	
1	1		1	1							212116-000	Gray	
		1			1	1	1	1	1	5		EAR CAP	
											210276-000	Black	
1	1		1	1							212115-000	Gray	
1	1	1	1	1	1	1	1	1	1	6	210274-000	SPRING	
1	1	1	1	1	1	1	1	1	1	7	210275-000	SPRING	
										8		HANDSET CORD	
									1		208243-000	WCN-3J Black	
									1		208663-000	WCN-4J Black	
								1			211305-000	WCR-3J Black	
	1					1					211300-000	WCK-3J Black	
					1						211745-000	WCR-4J Black	
				1							212869-000	WCG-3J Gray	
1	1										213117-000	WCK-3JG Gray	
			1								218819-000	WCK-4JG Gray	
										9		T-I-K CORD	
1	1	1	1	1	1	1	1	1	1		210271-000	9" Green	
1	1	1	1	1	1	1	1	1	1		210270-000	9" Red	
4	4	4	5	4	5	4	4	5	4	10	513120-000	SCREW	
1		1								11	213171-000	VARISTOR ASSEMBLY	

NO. 27 HANDSET ASSEMBLY



219403-000	27-DW	Black
218930-000	27-D	White
218929-000	27-D	Rose Pink
218928-000	27-D	Aqua Blue
213774-000	27-D	Chestnut Brown
213773-000	27-D	Desert Beige
213772-000	27-D	French Blue
213771-000	27-D	Canary Yellow
213770-000	27-D	Chinese Red
213769-000	27-D	Antique Ivory
213768-000	27-D	Olive Green
211864-000	27-E	Dove Gray
211397-000	27-D	Black
211396-000	27-C	Black
210290-000	27-B	Black*
210289-000	27-A	Black*

ORDERING INFORMATION

COMPLETE HANDSETS—Use stock numbers at top of chart. Stock numbers marked with an * are obsolete and are no longer available as complete handsets.

REPLACEMENT PARTS—The available replacement parts for both the current and obsolete handsets are shown in the chart.

STROMBERG-CARLSON

NUMBER OF PARTS REQUIRED												ITEM	STOCK NO.	DESCRIPTION	REMARKS
1												1	210288-000	HANDLE Black	
													213126-000	Dove Gray	
													213127-000	Olive Green	
													213128-000	Antique Ivory	
													213129-000	Chinese Red	
													213188-000	Canary Yellow	
													213189-000	French Blue	
													213190-000	Desert Beige	
													213191-000	Chestnut Brown	
													218890-000	Aqua Blue	
													218891-000	Rose Pink	
													218892-000	White	
1												2		MOUTHPIECE	
													210284-000	Black	
													213134-000	Dove Gray	
													213135-000	Olive Green	
													213136-000	Antique Ivory	
													213137-000	Chinese Red	
													213196-000	Canary Yellow	
													213197-000	French Blue	
													213198-000	Desert Beige	
													213199-000	Chestnut Brown	
													218893-000	Aqua Blue	
													218894-000	Rose Pink	
													218895-000	White	

Continued on Page 99a

NO. 27 HANDSET ASSEMBLY

219403-000	27-DW Black
218930-000	27-D White
218929-000	27-D Rose Pink
218928-000	27-D Aqua Blue
213774-000	27-D Chestnut Brown
213773-000	27-D Desert Beige
213772-000	27-D French Blue
213771-000	27-D Canary Yellow
213769-000	27-D Chinese Red
213768-000	27-D Antique Ivory
213767-000	27-D Olive Green
211864-000	27-D Dove Gray
211397-000	27-E Black
211396-000	27-D Black
210290-000	27-C Black
210289-000	27-B Black*
	27-A Black*

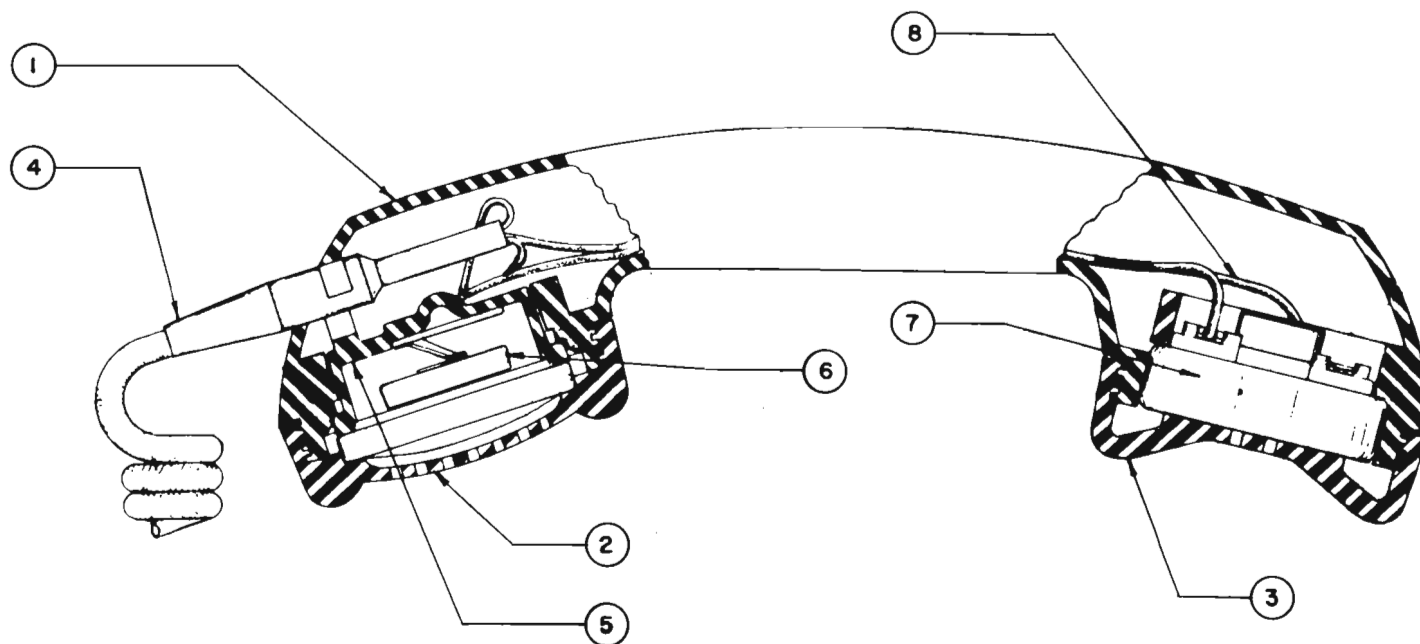
ORDERING INFORMATION

COMPLETE HANDSETS—Use stock numbers at top of chart. Stock numbers marked with an * are obsolete and are no longer available as complete handsets.

REPLACEMENT PARTS—The available replacement parts for both the current and obsolete handsets are shown in the chart.

NUMBER OF PARTS REQUIRED													REPLACEMENT PIECE PARTS LIST			
													ITEM	STOCK NO.	DESCRIPTION	REMARKS
1													3	210283-000	EARCAP	
															Black	
														213130-000	Dove Gray	
														213131-000	Olive Green	
														213132-000	Antique Ivory	
														213133-000	Chinese Red	
														213192-000	Canary Yellow	
														213193-000	French Blue	
														213194-000	Desert Beige	
														213195-000	Chestnut Brown	
														218896-000	Aqua Blue	
														218897-000	Rose Pink	
														218898-000	White	
													4		HANDSET CORD	
														211170-000	WCN-3K Black	Nylon covered cord—3 conductor
														211171-000	WCN-4K Black	Nylon covered cord—4 conductor
														211373-000	WCR-3K Black	Neoprene jacketed cord—3 conductor
														211375-000	WCK-3K Black	Neoprene jacketed ret. cord—3 cond.
														211884-000	WCR-4K Black	Neoprene jacketed cord—4 conductor
														213119-000	WCK-3KG Dove Gray	Retractable cord—3 conductor
														213928-000	WCK-3KA Olive Green	Retractable cord—3 conductor
														213929-000	WCK-3KC Antique Ivory	Retractable cord—3 conductor
														213930-000	WCK-3KD Chinese Red	Retractable cord—3 conductor
														213931-000	WCK-3KE Canary Yellow	Retractable cord—3 conductor
														213932-000	WCK-3KF French Blue	Retractable cord—3 conductor
														213933-000	WCK-3KH Desert Beige	Retractable cord—3 conductor
														213429-000	WCK-3KB Chestnut Brown	Retractable cord—3 conductor
														218914-000	WCK-3KI Aqua Blue	Retractable cord—3 conductor
														218915-000	WCK-3KJ Rose Pink	Retractable cord—3 conductor
														218916-000	WCK-3KK White	Retractable cord—3 conductor
														219402-000	Special Black	Neoprene jacketed ret. cord—3 cond.
1	1	1	1	1	1	1	1	1	1	1	1	1	5	211969-000	#30 TRANSMITTER ASSEMBLY	
1	1	1	1	1	1	1	1	1	1	1	1	1	6	211881-000	#33 RECEIVER ASSEMBLY	
1	1	1	1	1	1	1	1	1	1	1	1	1	7	212423-000	TRANSMITTER CUP ASSEMBLY	
1	1	1	1	1	1	1	1	1	1	1	1	1	8	210270-000	T-I-K CORD 9" (RED)	
1	1	1	1	1	1	1	1	1	1	1	1	1	9	513120-000	#4—48 x 3/16" B.H.I.M.S.	

NO. 31 HANDSET ASSEMBLY



STROMBERG-CARLSON

200730-112	Rose Pink
200730-111	Aqua Blue
200730-110	White
200730-109	Black
200730-108	Canary Yellow
200730-107	Chinese Red
200730-106	Antique Ivory
200730-105	Olive Green
200730-104	Dove Gray
200730-101	Desert Beige

ORDERING INFORMATION

COMPLETE HANDSETS—Use stock numbers at top of chart.

REPLACEMENT PARTS—The available replacement parts for the #31 Handset are shown in the chart.

REPLACEMENT PIECE PARTS LIST									
NUMBER OF PARTS REQUIRED									
ITEM									
STOCK NO.									
DESCRIPTION									
REMARKS									

Continued on Page 101a

NO. 31 HANDSET ASSEMBLY

200730-112	Rose Pink
200730-111	Aqua Blue
200730-110	White
200730-109	Black
200730-108	Canary Yellow
200730-107	Chinese Red
200730-106	Antique Ivory
200730-105	Olive Green
200730-104	Dove Gray
200730-101	Desert Beige

ORDERING INFORMATION

COMPLETE HANDSETS—Use stock numbers at top of chart.


REPLACEMENT PARTS—The available replacement parts for the #31 Handset are shown in the chart.

NUMBER OF PARTS REQUIRED										REPLACEMENT PIECE PARTS LIST			
										ITEM	STOCK NO.	DESCRIPTION	REMARKS
										2		TRANSMITTER CAP	
									1		303110-101	Desert Beige	
									1		303110-104	Dove Gray	
									1		303110-105	Olive Green	
									1		303110-106	Antique Ivory	
									1		303110-107	Chinese Red	
									1		303110-108	Canary Yellow	
									1		303110-309	Black	
									1		303110-310	White	
									1		303110-511	Aqua Blue	
									1		303110-512	Rose Pink	
										3		RECEIVER CAP	
									1		303105-101	Desert Beige	
									1		303105-104	Dove Gray	
									1		303105-105	Olive Green	
									1		303105-106	Antique Ivory	
									1		303105-107	Chinese Red	
									1		303105-108	Canary Yellow	
									1		303105-309	Black	
									1		303105-310	White	
									1		303105-511	Aqua Blue	
									1		303105-512	Rose Pink	
										4		HANDSET CORD PCK-3K	
									1		200305-101	Desert Beige	
									1		200305-104	Dove Gray	
									1		200305-105	Olive Green	
									1		200305-106	Antique Ivory	
									1		200305-107	Chinese Red	
									1		200305-108	Canary Yellow	
									1		200305-309	Black	
									1		200305-310	White	
									1		200305-311	Aqua Blue	
									1		200305-312	Rose Pink	
1	1	1	1	1	1	1	1	1	1	5	212423-000	TRANSMITTER CUP ASSEMBLY	
1	1	1	1	1	1	1	1	1	1	6	211969-000	#30 TRANSMITTER ASSEMBLY	
1	1	1	1	1	1	1	1	1	1	7	211881-000	#33 RECEIVER	
1	1	1	1	1	1	1	1	1	1	8	210270-000	T-I-K CORD (9" RED)	

STROMBERG-CARLSON

DIALS

(C AND D SERIES)



Series "C" Metropolitan Large



Series "D" Metropolitan Large

The 'D'-Series Dials are used on the present 1500 and 1600 Series Telephones. They replace the older 'C' Series Dials. However, replacement parts are available for both series.

Both series come in two styles — small and large. The small style features the number plate within the periphery of the finger wheel. The large style features the extended number plates.

Number plates, for both large and small dials, are available in two types. One type has numerals only, and the other type has both numerals and letters (Metropolitan type).

The primary differences between the 'C' and 'D' Series Dials are in the mechanism. The pinion of the 'D' Series Dial is not interchangeable with the pinion of the 'C' Series. As a result many parts that would otherwise be interchangeable, cannot be, due to the different pinion. Most of the remaining parts are capable of being interchanged. Consult the charts and drawings for further information.

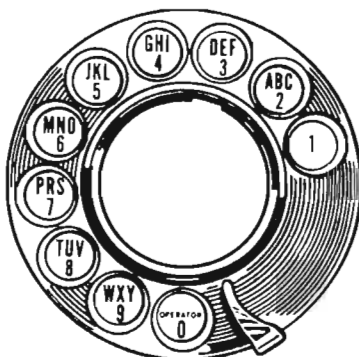
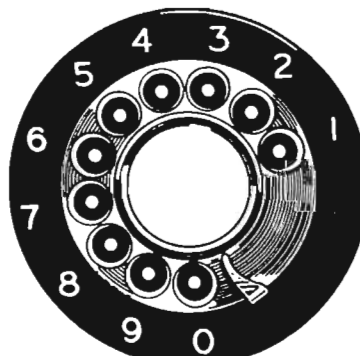

ORDERING INFORMATION

Only 'D' Series Dials can be ordered complete.

When ordering replacement parts, specify the series (C or D), the name of the part, or parts, to be replaced, and the date that the dial was made. The date is stamped on the rear of the dial, immediately preceding the code number (Example: 1060 DE212 — the date is the 1060, which means the tenth week of 1960, and the series is D as denoted by the code DE-212).

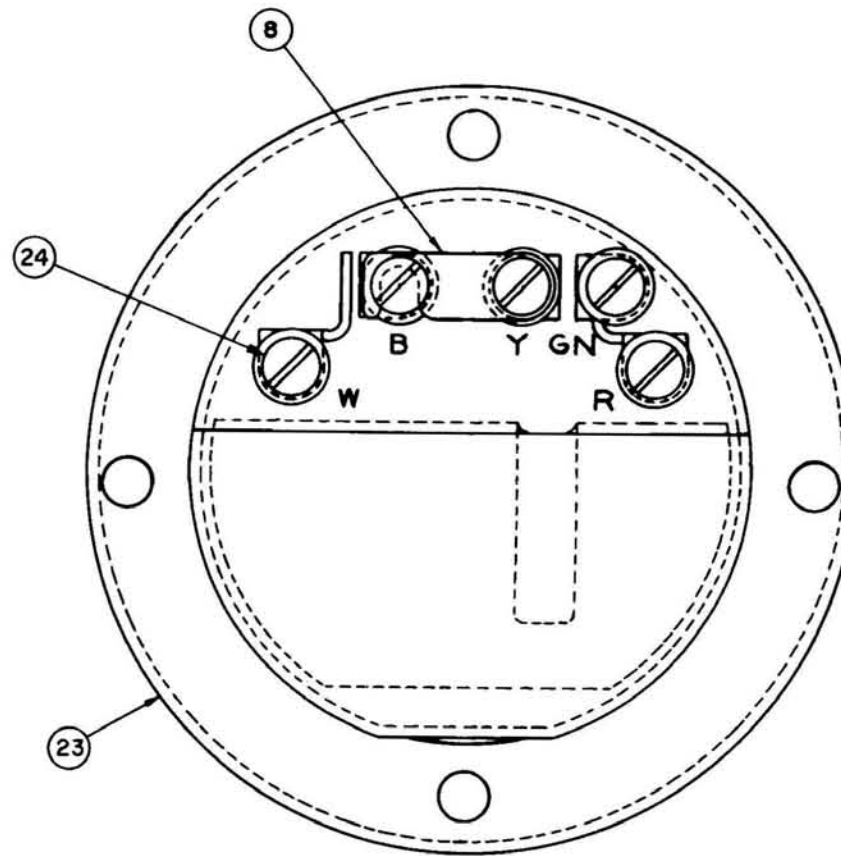
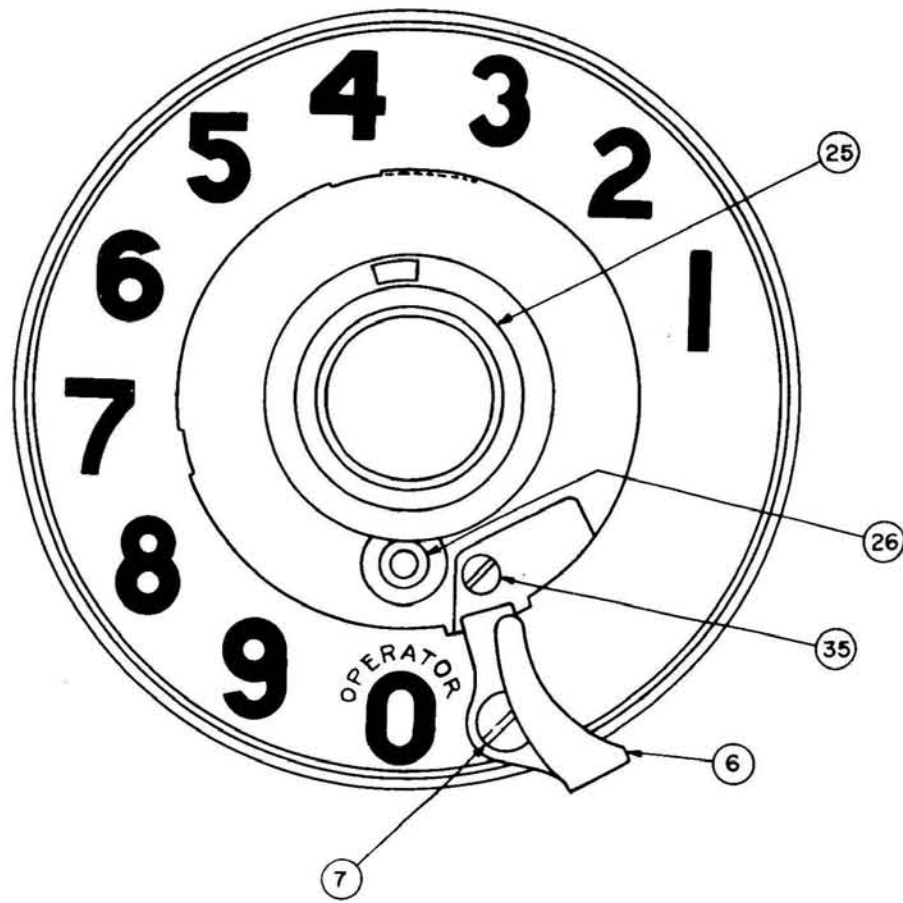
It is recommended that all dials be returned to Stromberg-Carlson for repair when needed. A nominal charge of \$3.50 will be made regardless of the amount of repair that may be necessary.

There are no replacement parts or complete dials available for the older 'A' and 'B' Series Dials. An allowance of \$1.00 will be made on these dials toward the purchase of a new 'D' Series Dial.

DE-209
Small Metropolitan DialDE-210
Large Dial with Numbers OnlyDE-207
Small Dial with Numbers Only

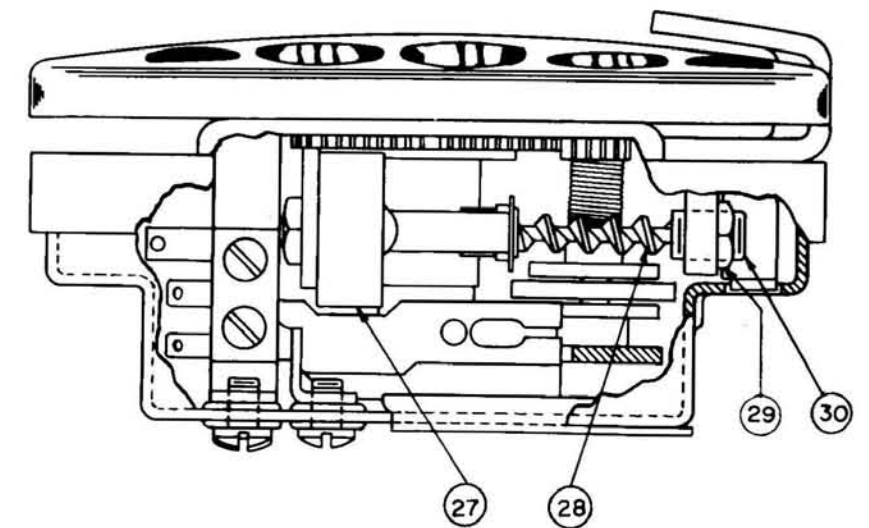
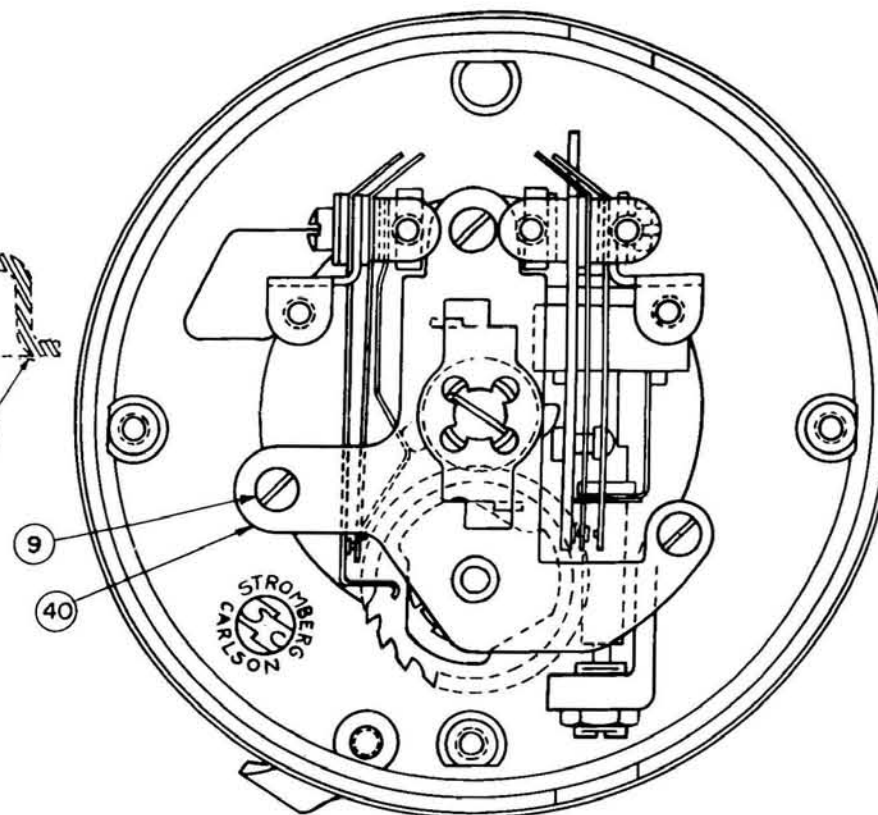
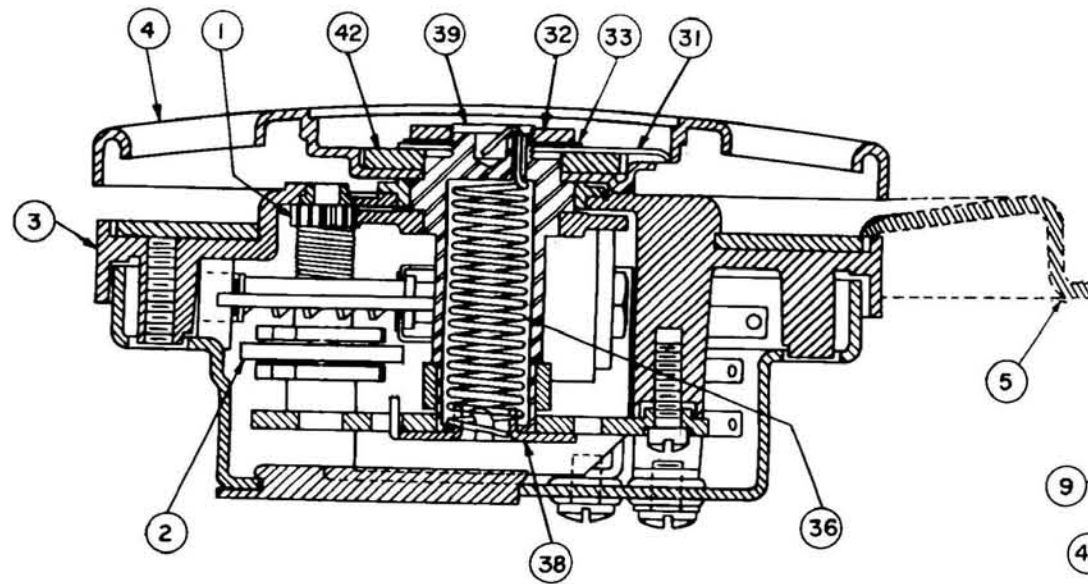
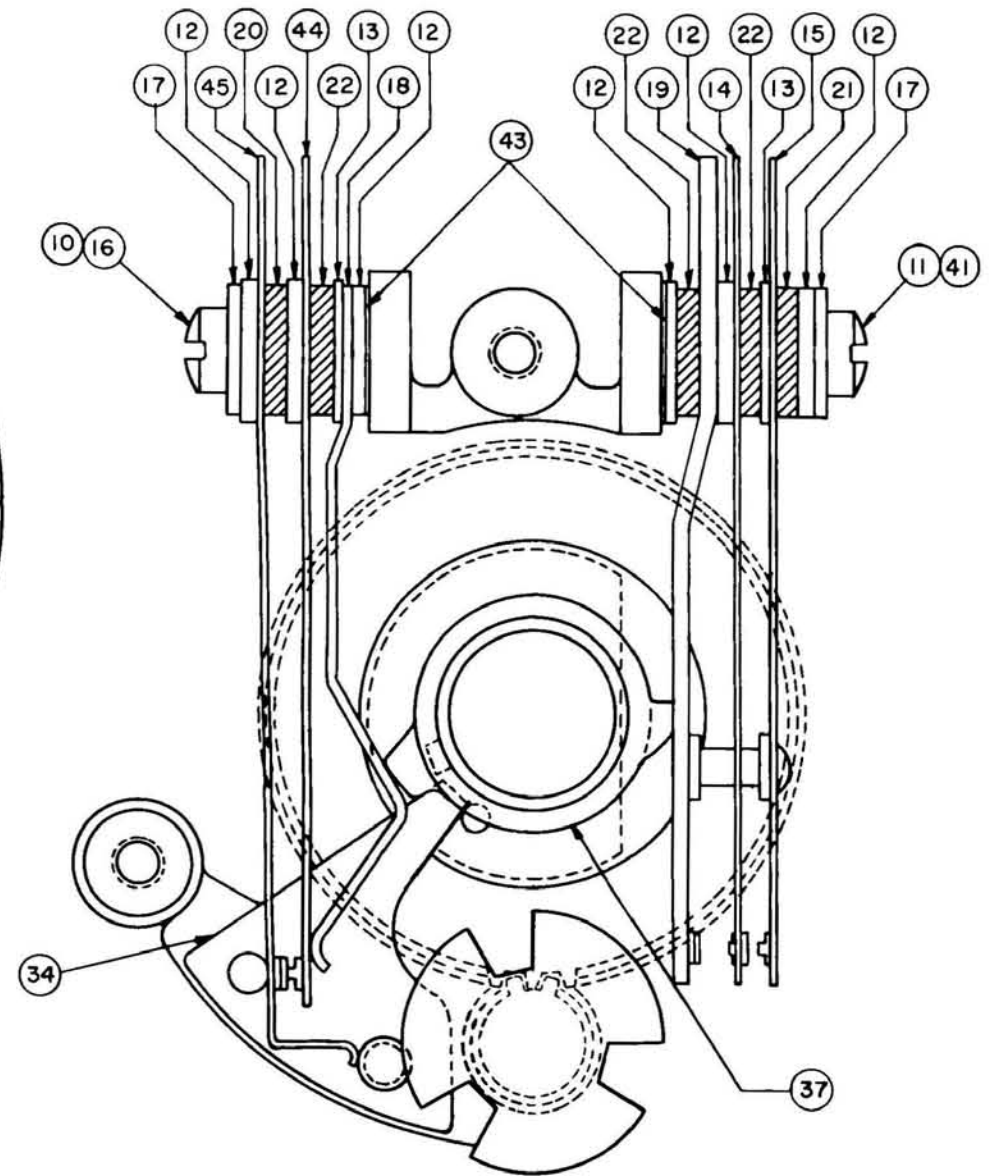
STROMBERG-CARLSON

DIALS SERIES "C"




IMPULSE SPRING GROUP

"E" COMBINATION



DIALS SERIES "C"



ORDERING INFORMATION

COMPLETE DIALS—No complete dials can be ordered, only replacement parts.

REPLACEMENT PARTS—When ordering replacement parts, specify dial series (in this case Series "C"), the name of the part or parts to be replaced, and the date that the dial was made (see page 103 for instructions).

It is recommended that all dials be returned to Stromberg-Carlson for repair when needed. A nominal charge of \$3.50 will be made regardless of the amount of repair that may be necessary.

STROMBERG-CARLSON

														REPLACEMENT PIECE PARTS LIST				
NUMBER OF PARTS REQUIRED														ITEM	STOCK NO.	DESCRIPTION	REMARKS	
1	1	1	1	1	1	1	1	1	1	1	1	1	1	1	201888-000	PINION SHAFT ASSEMBLY		
1	1	1	1	1	1	1	1	1	1	1	1	1	1	1	211438-000	IMPULSE CAM ASSEMBLY		
															3	DIAL FRONT		
1	1	1	1	1	1	1	1	1	1	1					49776-000			
												1	1	1	212787-000	Black Enamel		
															4	FINGER WHEEL		
										1	1	1	1	1	202247-000	Black Enamel		
1	1	1	1	1	1	1	1	1							212861-000	Satin Nickel		
															5	NUMBER PLATES		
														1	206947-000	Small with numbers only		
														1	206948-000	Small with numbers and word "Operator"		
													1		206949-000	Small Metropolitan		
													1		207716-000	Large with numbers only		
															207717-000	Large with numbers and word "Operator"		
															207718-000	Black (Metropolitan)		
															212860-000	Dove Gray		
															213173-000	Olive Green		
															213174-000	Antique Ivory		
															213175-000	Chinese Red		
															213176-000	Canary Yellow		
															213177-000	French Blue		
															213178-000	Desert Beige		
1															213179-000	Chestnut Brown		
1	1	1	1	1	1	1	1	1	1	1	1	1	1	1	6	202031-000	FINGER STOP	
1	1	1	1	1	1	1	1	1	1	1	1	1	1	1	7	502373-000	#4-40 x 5/16" B.H.I.M.S.	Secures finger stop to dial front
1	1	1	1	1	1	1	1	1	1	1	1	1	1	1	8	204333-000	CONNECTOR	
3	3	3	3	3	3	3	3	3	3	3	3	3	3	3	9	501210-000	#3-48 x 1/4" FIL.H.B.M.S.	Secures item 40 to item 3
2	2	2	2	2	2	2	2	2	2	2	2	2	2	2	10	12538-000	BUSHING	Used on imp. spring assem. group
2	2	2	2	2	2	2	2	2	2	2	2	2	2	2	11	12536-000	BUSHING	Used on off-normal spring group
6	6	6	6	6	6	6	6	6	6	6	6	6	6	6	12	49841-000	INSULATION	
2	2	2	2	2	2	2	2	2	2	2	2	2	2	2	13	200713-000	INSULATION	
																OFF-NORMAL SPRING ASSEMBLY		
1	1	1	1	1	1	1	1	1	1	1	1	1	1	1	14	49828-000		
1	1	1	1	1	1	1	1	1	1	1	1	1	1	1	15	49829-000		

DIALS SERIES "C"

213147-000	CE-322	Chestnut Brown
213146-000	CE-321	Desert Beige
213145-000	CE-320	French Blue
213144-000	CE-319	Canary Blue
213143-000	CE-318	Canary Yellow
213142-000	CE-317	Chinese Red
213141-000	CE-316	Antique Ivory
212862-000	CE-315	Olive Green
207762-000	CE-312	Dove Gray
207761-000	CE-311	Black
207760-000	CE-310	Black
206952-000	CE-209	Large with numbers only
206951-000	CE-208	Small metropolitan
206950-000	CE-207	With numbers and "operator"
		With numbers only

ORDERING INFORMATION


COMPLETE DIALS—No complete dials can be ordered, only replacement parts.

REPLACEMENT PARTS—When ordering replacement parts, specify dial series (in this case Series "C"), the name of the part or parts to be replaced, and the date that the dial was made (see page 103 for instructions).

It is recommended that all dials be returned to Stromberg-Carlson for repair when needed. A nominal charge of \$3.50 will be made regardless of the amount of repair that may be necessary.

NUMBER OF PARTS REQUIRED													REPLACEMENT PIECE PARTS LIST			
													ITEM	STOCK NO.	DESCRIPTION	REMARKS
2	2	2	2	2	2	2	2	2	2	2	2	2	16	501463-000	#3-48 x 3/8" FIL.H.I.M.S.	Used to hold imp. springs together
2	2	2	2	2	2	2	2	2	2	2	2	2	17	49833-000	SCREW PLATE	
1	1	1	1	1	1	1	1	1	1	1	1	1	18	49823-000	TENSION SPRING	
1	1	1	1	1	1	1	1	1	1	1	1	1	19	200698-000	OFF-NORMAL BACK SPRING ASSEMBLY	
															TERMINALS	
1	1	1	1	1	1	1	1	1	1	1	1	1	20	204332-000		
1	1	1	1	1	1	1	1	1	1	1	1	1	21	204331-000		
3	3	3	3	3	3	3	3	3	3	3	3	3	22	204330-000		
1	1	1	1	1	1	1	1	1	1	1	1	1	23	204334-000	DUST COVER ASSEMBLY	
5	5	5	5	5	5	5	5	5	5	5	5	5	24	502123-000	#4-40 x 3/16" B.H.B.M.S.	
1	1	1	1	1	1	1	1	1	1	1	1	1	25	49779-000	BEARING	
1	1	1	1	1	1	1	1	1	1	1	1	1	26	49804-000	FRONT BEARING	
1	1	1	1	1	1	1	1	1	1	1	1	1	27	49780-000	CUP & BEARING ASSEMBLY	
1	1	1	1	1	1	1	1	1	1	1	1	1	28	212924-000	WORM SHAFT ASSEMBLY	
2	2	2	2	2	2	2	2	2	2	2	2	2	29	8927-000	NUT	
1	1	1	1	1	1	1	1	1	1	1	1	1	30	213490-000	WORM SHAFT BEARING	
1	1	1	1	1	1	1	1	1	1	1	1	1	31	49811-000	SPRING RETAINER	
1	1	1	1	1	1	1	1	1	1	1	1	1	32	49814-000	NUT	
1	1	1	1	1	1	1	1	1	1	1	1	1	33	200568-000	WASHER	
1	1	1	1	1	1	1	1	1	1	1	1	1	34	202653-000	INTERNAL STOP	
1	1	1	1	1	1	1	1	1	1	1	1	1	35	501063-000	#3-48 x 1/8" FIL.H.I.M.S.	
1	1	1	1	1	1	1	1	1	1	1	1	1	36	203605-000	MOTOR SPRING	
1	1	1	1	1	1	1	1	1	1	1	1	1	37	203603-000	COMBINATION CAM	
1	1	1	1	1	1	1	1	1	1	1	1	1	38	203602-000	ANCHOR	
1	1	1	1	1	1	1	1	1	1	1	1	1	39	203621-000	POWER SHAFT SUB. ASSEMBLY	
1	1	1	1	1	1	1	1	1	1	1	1	1	40	203620-000	BRIDGE & BEARING ASSEMBLY	
2	2	2	2	2	2	2	2	2	2	2	2	2	41	501563-000	#3-48 x 1/8" FIL.H.I.M.S.	Used to hold off-nor. springs together
1	1	1	1	1	1	1	1	1	1	1	1	1	42	202248-000	SPACER	
2	2	2	2	2	2	2	2	2	2	2	2	2	43	213115-000	SPRING ASSEMBLY PLATE	
															IMPULSE SPRING ASSEMBLY	
1	1	1	1	1	1	1	1	1	1	1	1	1	44	49838-000		
1	1	1	1	1	1	1	1	1	1	1	1	1	45	49820-000		

STROMBERG-CARLSON



The fittest have survived!

When Stromberg-Carlson was founded in 1894, it was one of the first manufacturers to serve the new U. S. Independent telephone industry. By 1910 there were 75 Independent manufacturers in the Chicago area alone!

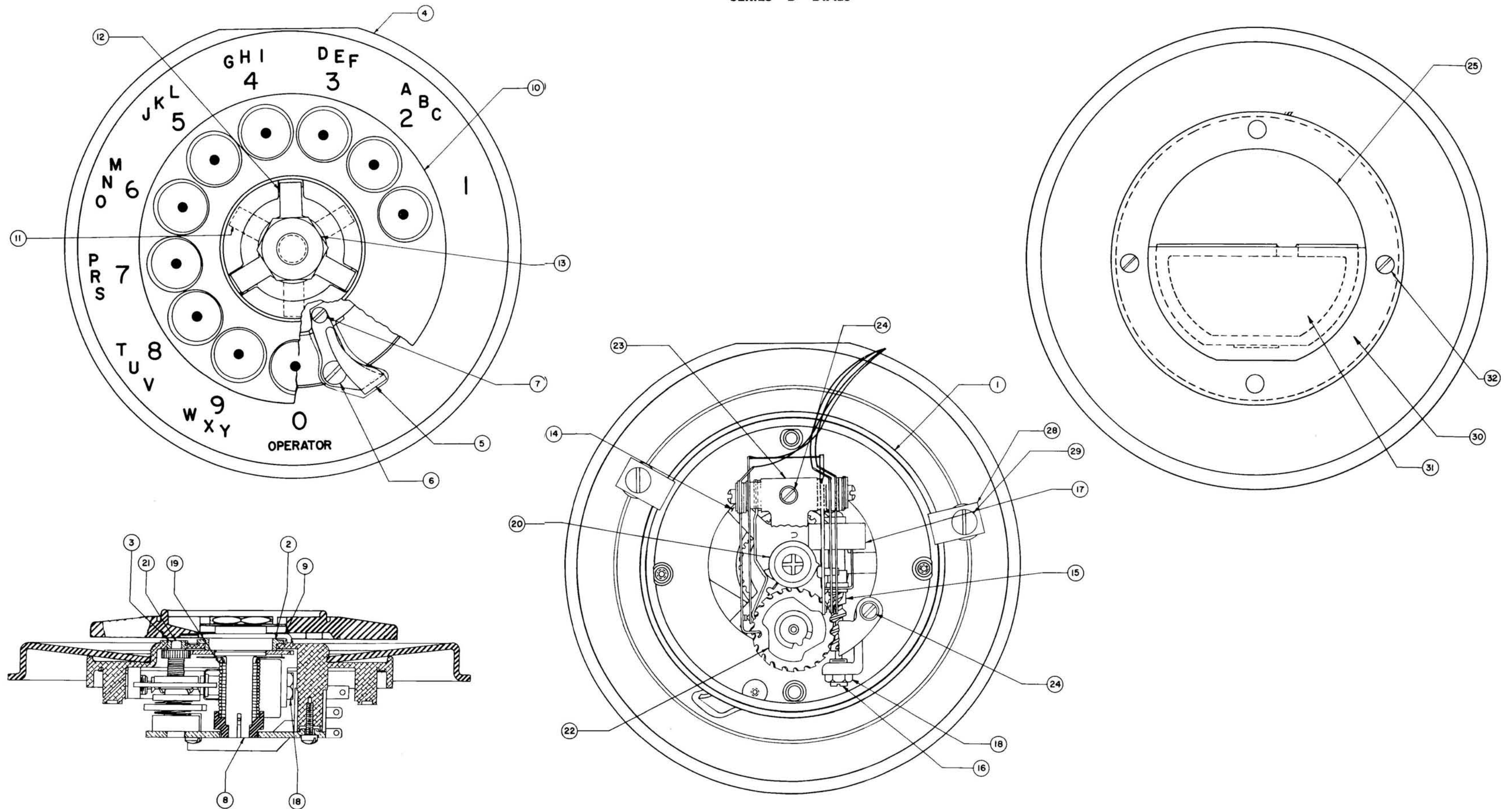
The fact that our company is still growing and prospering—while most others have fallen by the wayside—is a tribute to the pioneering that led to such Stromberg-Carlson “firsts” as these:

- ♦ Super-service circuits for manual switchboards
- ♦ Dust covers for telephone dials
- ♦ Magnetic tape storage and readout for toll ticketing
- ♦ Electronic switching (including a complete system for the military).
- ♦ Dust-free, non-wearing vertical wire banks
- ♦ Space-saving double-sided switching equipment
- ♦ Transistorized subscriber carrier


Your Stromberg-Carlson representative can keep you up to date on what you can expect in the way of equipment to meet today's needs and what's in store for the future. In Atlanta call TRinity 5-7467; in Chicago STate 2-4235; in Kansas City HARRison 1-6618; in Rochester HUBbard 2-2200; in San Francisco OXford 7-3630.

STROMBERG-CARLSON
A DIVISION OF **GENERAL DYNAMICS**

SERIES "D" DIALS



SERIES "D" DIALS



ORDERING INFORMATION


COMPLETE DIALS—Use stock numbers at top of chart.

REPLACEMENT PARTS—When ordering replacement parts, specify dial series (in this case Series "D"), the name of the part or parts to be replaced, and the date that the dial was made (see page 103 for instructions).

It is recommended that all dials be returned to Stromberg-Carlson for repair when needed. A nominal charge of \$3.50 will be made regardless of the amount of repair that may be necessary.

NUMBER OF PARTS REQUIRED															REPLACEMENT PIECE PARTS LIST			
															ITEM	STOCK NO.	DESCRIPTION	REMARKS
1	1	1	1	1	1	1	1	1	1	1	1	1	1	1	1	217133-000	DIAL FRONT	
																217134-000		
1	1	1	1	1	1	1	1	1	1	1	1	1	1	1	2	49779-000	BEARING	
1	1	1	1	1	1	1	1	1	1	1	1	1	1	1	3	49804-000	FRONT BEARING	
															4		NUMBER PLATE	
														1		206947-000	Small with numbers only	
																206948-000	Small with numbers and word "Operator"	
														1		206949-000	Small Metropolitan	
																207716-000	Large with numbers only	
																303935-809	Black Metropolitan	
																303935-804	Dove Gray Metropolitan	
																303935-805	Olive Green Metropolitan	
																303935-806	Antique Ivory Metropolitan	
																303935-807	Chinese Red Metropolitan	
																303935-808	Canary Yellow Metropolitan	
																214090-000	French Blue Metropolitan	Old style
																303935-801	Desert Beige Metropolitan	
																214092-000	Chestnut Brown Metropolitan	Old style
																303935-810	White Metropolitan	
																303935-811	Aqua Blue Metropolitan	
																303935-812	Rose Pink Metropolitan	
1	1	1	1	1	1	1	1	1	1	1	1	1	1	1	5	213071-000	FINGER STOP	
1	1	1	1	1	1	1	1	1	1	1	1	1	1	1	6	515273-000	#4—36 x 1/4" B.H.I.M.S.	
1	1	1	1	1	1	1	1	1	1	1	1	1	1	1	7	501173-000	#3—48 x 3/8" B.H.I.M.S.	
1	1	1	1	1	1	1	1	1	1	1	1	1	1	1	8	213056-000	SPUR GEAR & SHAFT ASSEMBLY	
1	1	1	1	1	1	1	1	1	1	1	1	1	1	1	9	300000-011	STOP WASHER	

SERIES "D" DIALS



ORDERING INFORMATION

COMPLETE DIALS—Use stock numbers at top of chart.

REPLACEMENT PARTS—When ordering replacement parts, specify dial series (in this case Series "D"), the name of the part or parts to be replaced, and the date that the dial was made (see page 103 for instructions).

It is recommended that all dials be returned to Stromberg-Carlson for repair when needed. A nominal charge of \$3.50 will be made regardless of the amount of repair that may be necessary.


NUMBER OF PARTS REQUIRED															REPLACEMENT PIECE PARTS LIST			
															ITEM	STOCK NO.	DESCRIPTION	REMARKS
1	1	1	1	1	1	1	1	1	1	1	1	1	1	1	10	300000-091	FINGER PLATE	Clear plastic
1	1	1	1	1	1	1	1	1	1	1	1	1	1	1	11	300000-041	CLAMPING SPRING (BOTTOM)	
1	1	1	1	1	1	1	1	1	1	1	1	1	1	1	12	300000-051	CLAMPING SPRING (TOP)	
1	1	1	1	1	1	1	1	1	1	1	1	1	1	1	13	49814-000	NUT	
1	1	1	1	1	1	1	1	1	1	1	1	1	1	1	14	213059-000	SPRING ANCHOR	
1	1	1	1	1	1	1	1	1	1	1	1	1	1	1	15	212924-000	WORM SHAFT ASSEMBLY	
1	1	1	1	1	1	1	1	1	1	1	1	1	1	1	16	213490-000	WORM SHAFT BEARING	
1	1	1	1	1	1	1	1	1	1	1	1	1	1	1	17	49780-000	CUP & BEARING ASSEMBLY	
2	2	2	2	2	2	2	2	2	2	2	2	2	2	2	18	8927-000	NUT	
1	1	1	1	1	1	1	1	1	1	1	1	1	1	1	19	213070-000	POWER SPRING	
1	1	1	1	1	1	1	1	1	1	1	1	1	1	1	20	213057-000	COMBINATION CAM	
1	1	1	1	1	1	1	1	1	1	1	1	1	1	1	21	213069-000	PINION SHAFT ASSEMBLY	
1	1	1	1	1	1	1	1	1	1	1	1	1	1	1	22	216947-000	IMPULSE CAM ASSEMBLY	
															23		DIAL SPRING ASSEMBLY	
																213064-000	"E" Combination	
1	1	1	1	1	1	1	1	1	1	1	1	1	1	1		200280-089	"E" Combination	
2	2	2	2	2	2	2	2	2	2	2	2	2	2	2	24	501220-000	#3-48 x 1/4" B.H.B.M.S.	
															25	204334-000	COVER ASSEMBLY	
															26	502173-000	#4-40 x 3/16" B.H.B.M.S.	Not shown, connect dial cable to dial
															27	204333-000	CONNECTOR	Not shown, strap between springs
2	2	2	2	2	2	2	2	2	2	2	2	2	2	2	28	300970-681	CLIP	
2	2	2	2	2	2	2	2	2	2	2	2	2	2	2	29	300970-691	#6-32 x 3/8" THREAD CUTTING SCREW	
1	1	1	1	1	1	1	1	1	1	1	1	1	1	1	30	300970-701	COVER	
1	1	1	1	1	1	1	1	1	1	1	1	1	1	1	31	204741-000	LID	
2	2	2	2	2	2	2	2	2	2	2	2	2	2	2	32	213624-000	4-36 x 3/8" B.H.I.M.S. (SEMS)	
															33	300000-021	NEOPRENE WASHER	Not shown

RINGERS

**Used on Stromberg-Carlson 1200, 1400 and
1500 Series Common Battery Telephones
and 1248-58-68 Magneto Telephones**

The 1500 and 1400 Series Telephones use a single coil, high-impedance ringer which is particularly advantageous on heavily loaded or noisy lines. The ringer unit is separate from the gongs which have their own mounting; thus individual ringers may be easily shifted to take care of changed number assignments. The 1248-58-68 Magneto Telephones continue to use the two-coil ringers with the gong mounting as part of the ringer assembly. Gongs are not furnished unless specified on the order.

The two-toned (Hi-Lo) bells furnish a clear and pleasing tone which compels attention without being objectionable. All ringers are designed for ease in mounting; the only tool needed is a screwdriver.




No. 71A and 71B Straight Line Ringers

Ironclad Telephone Type Ringer

The No. 35 type ringer is especially designed for the 890 Magneto and 950 Common Battery Ironclad Telephones. This ringer is assembled on a heavy brass plate which has no openings. The armature gong posts and two 4" gongs are mounted on the top of this plate and the two ringer coils underneath. A description of these ironclad telephones will be found in the magneto telephone section.

We do not recommend any disassembly for repair of these ringers unless adequate facilities are available for remagnetization. The high efficiency Alnico magnets used in Stromberg-Carlson ringers must be remagnetized for optimum performance if the magnetic circuit is disturbed in disassembly.

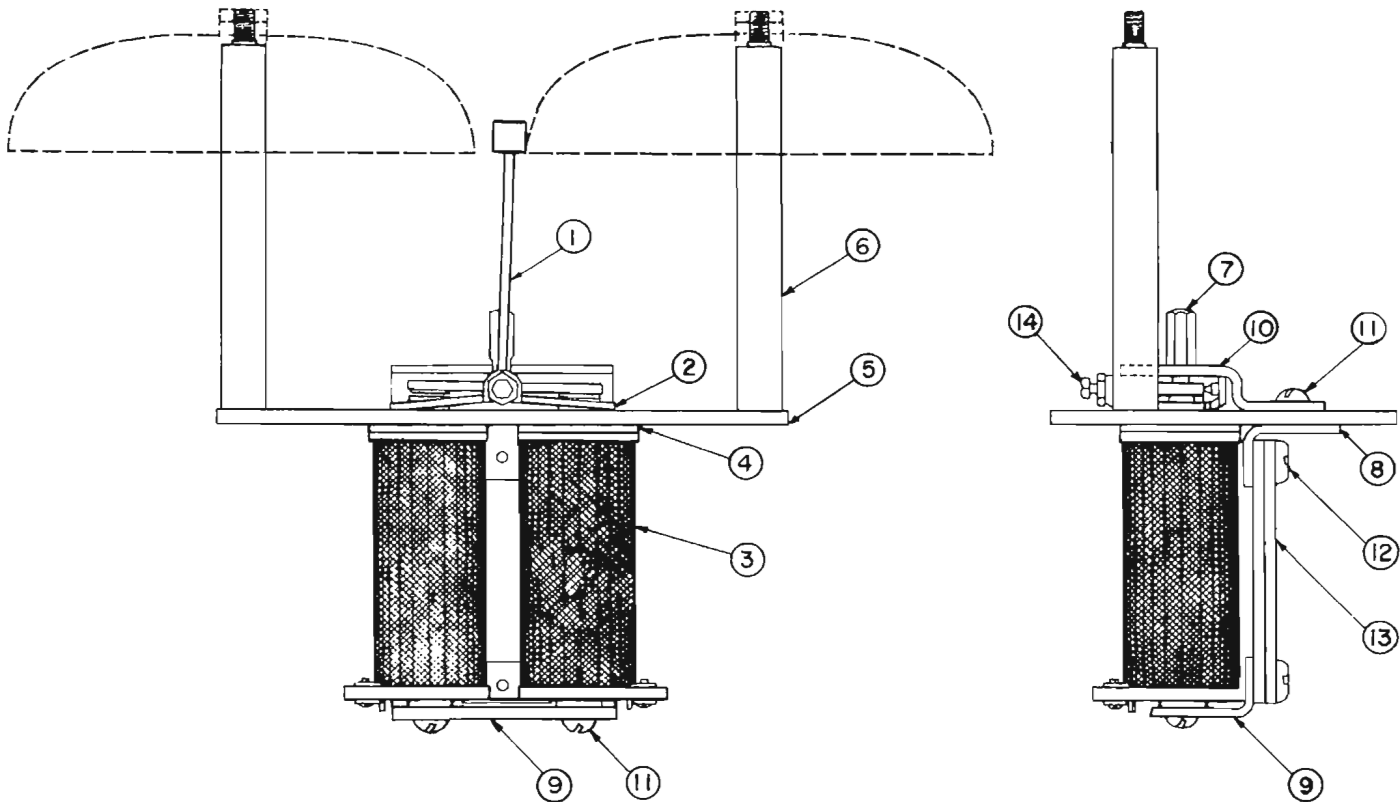


No. 65 Ringer With Biasing Spring

CODE NO.	STYLE	WHERE USED	PAGE NO.
1600	Straight-Line or Tuned Frequency	1600-W Petite Telephone	11
74	Straight-Line	1553-W, 1543-W, 1543 Telephones 1561, 1560 Desk Set Boxes	122
73	Tuned Frequency	1553-W, 1543-W, 1543 Telephones 1561, 1560 Desk Boxes	121
72	Tuned Frequency	1443 Telephone	119
71	Straight-Line	1543-BT, 1447-A, 1443-A Telephones 1561-BT, 1560-BT Desk Boxes	117
65	Polarized Straight-Line	1248, 1258 Telephones 1268 Desk Set Box	115
65	Polarized Biased Straight-Line	1248, 1258 Telephones 1268 Desk Set Box	113
62	Tuned Frequency	1250, 1247, 1243 Telephones 1260 Desk Set Box	114
61	Polarized Biased Straight-Line	1258, 1250, 1248, 1247, 1243 Telephones 1268, 1260 Desk Set Boxes	113
35	Polarized	890, 950 Ironclad Telephones	112

STROMBERG-CARLSON

NO. 35 POLARIZED RINGER



ORDERING INFORMATION

COMPLETE RINGERS—Use stock numbers at top of chart. The code letters shown are for reference only.

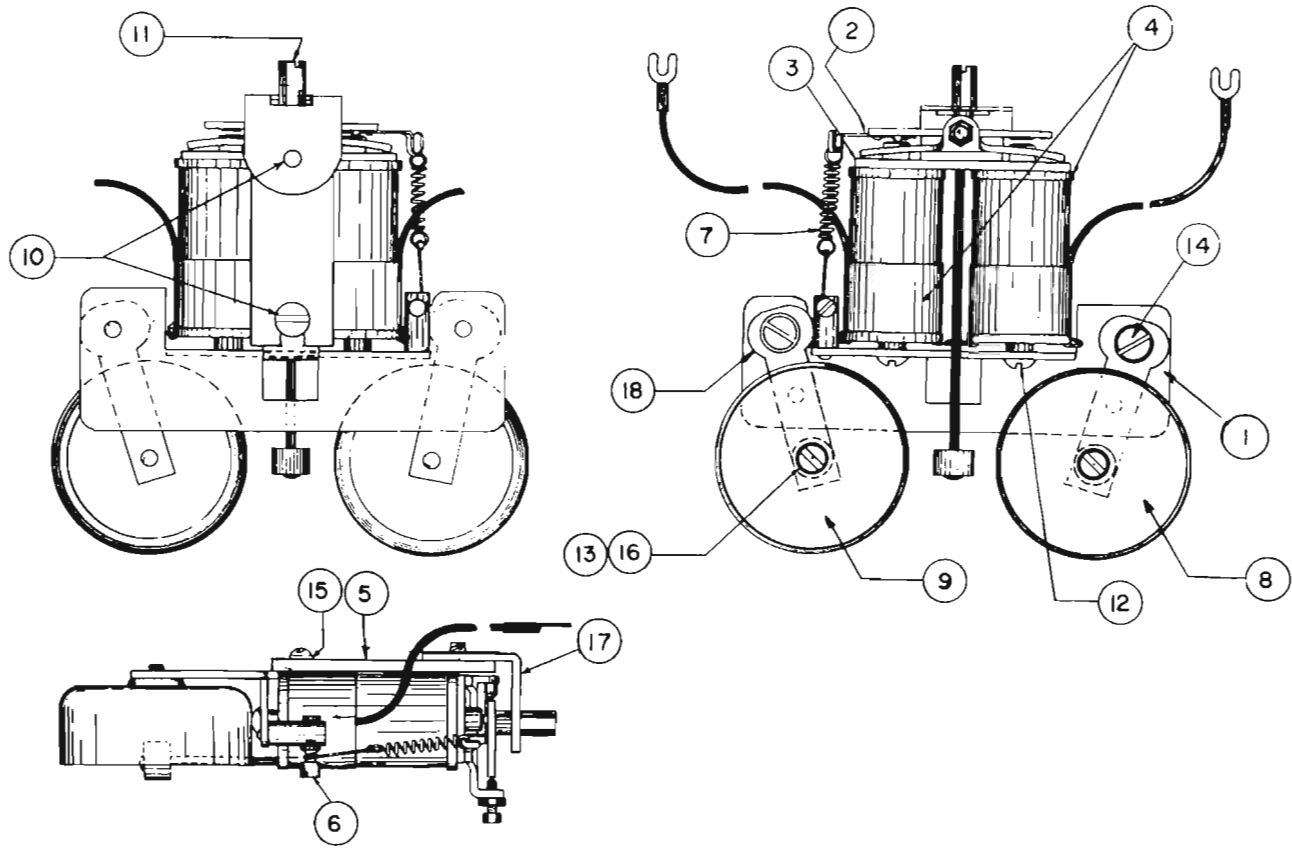
REPLACEMENT PARTS—The available replacement parts for the #35 Polarized Ringer are shown in the chart. However, it is a factory recommended practice that the complete ringer be returned for major mechanism repair.

200577-000 35-D
801827-000 35-E
801826-000 35-B
801823-000 35-A

STROMBERG-CARLSON

					REPLACEMENT PIECE PARTS LIST			
NO. PARTS REQ'D.					ITEM	STOCK NO.	DESCRIPTION	REMARKS
		1	1	1	1	8426-000	ARMATURE ASSEMBLY	
					2	4717-000	PLATE ASSEMBLY	
					3		COIL ASSEMBLY	
				1		12271-000		
			1			12272-000		
		1				12273-000		
	1					203457-000		
	2	2	2	2	4	15440-000	WASHER-RUBBER	.365" inside dia.
	1	1	1	1	5	8435-000	PLATE	
	2	2	2	2	6	8436-000	POST	
	1	1	1	1	7	33986-000	#6-32 x 5/16" HEX. HEAD SCREW	Adjusting screw for ringer arm
	1	1	1	1	8	208112-000	BRACKET	
	1	1	1	1	9	208113-000	BRACKET	
	1	1	1	1	10	208114-000	BRACKET	
	6	6	6	6	11	505352-000	#8-32 x 1/2" R.H.I.M.S.	
	2	2	2	2	12	505273-000	#8-32 x 1/4" B.H.I.M.S.	
	1	1	1	1	13	28021-000	MAGNET	
	1	1	1	1	14	2580-000	SCREW ASSEMBLY	

NOS. 61 AND 65 POLARIZED BIASED RINGER



ORDERING INFORMATION

COMPLETE RINGERS—Use stock numbers at top of chart. The code letters shown are for reference only.

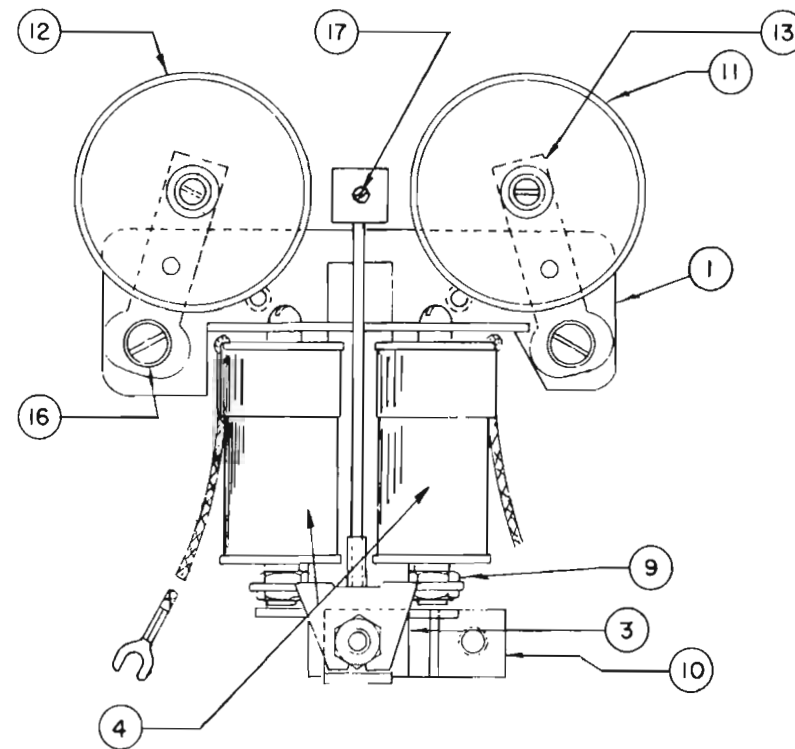
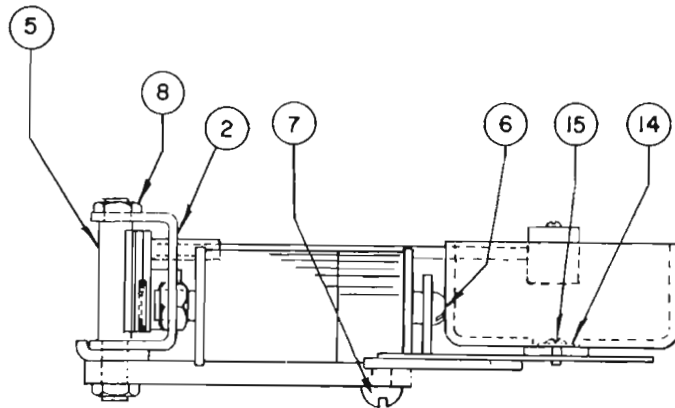
REPLACEMENT PARTS—The available replacement parts for the #61 & 65 Polarized Biased Ringers are shown in the chart. However, it is a factory recommended practice that the complete ringer be returned for major mechanism repair.

202880-000 65-B
801912-000 61-S
801911-000 61-A

STROMBERG-CARLSON

NO. PARTS REQ'D.				REPLACEMENT PIECE PARTS LIST			REMARKS
			ITEM	STOCK NO.	DESCRIPTION		
	1	1	1	34787-000	BRACKET ASSEMBLY		
	1	1	2	34785-000	ARMATURE ASSEMBLY		
	1	1	3	23788-000	PLATE		
			4		COIL ASSEMBLY		
		2		27980-000			
		2		34950-000			
		2		201751-000			
	1	1	5	62997-000	MAGNET		
	1	1	6	34668-000	ADJUSTING STUD		
	1	1	7	16060-000	SPRING		
	1	1	8	28569-000	GONG		
	1	1	9	28570-000	GONG		
	2	2	10	505273-000	#8-32 x 1/4" B.H.I.M.S.		
	1	1	11	33986-000	SCREW (ADJUSTING)		
	2	2	12	503752-000	#6-32 x 5/16" R.H.I.M.S.		
	2	2	13	28433-000	#4-48 x 5/32" R.H.I.M.S.		
	2	2	14	503520-000	#6-32 x 3/16" B.H.I.M.S.		
	1	1	15	526466-000	WASHER (SHAKEPROOF — INT TOOTH)		
	2	2	16	526281-000	#1204 WASHER (SHAKEPROOF)		
	1	1	17	207613-000	POLE PIECE		
	2	2	18	27975-000	ARM		

62 HARMONIC RINGER



ORDERING INFORMATION

COMPLETE RINGERS—Use stock numbers at top of chart. The code letters and frequencies are shown for reference only.

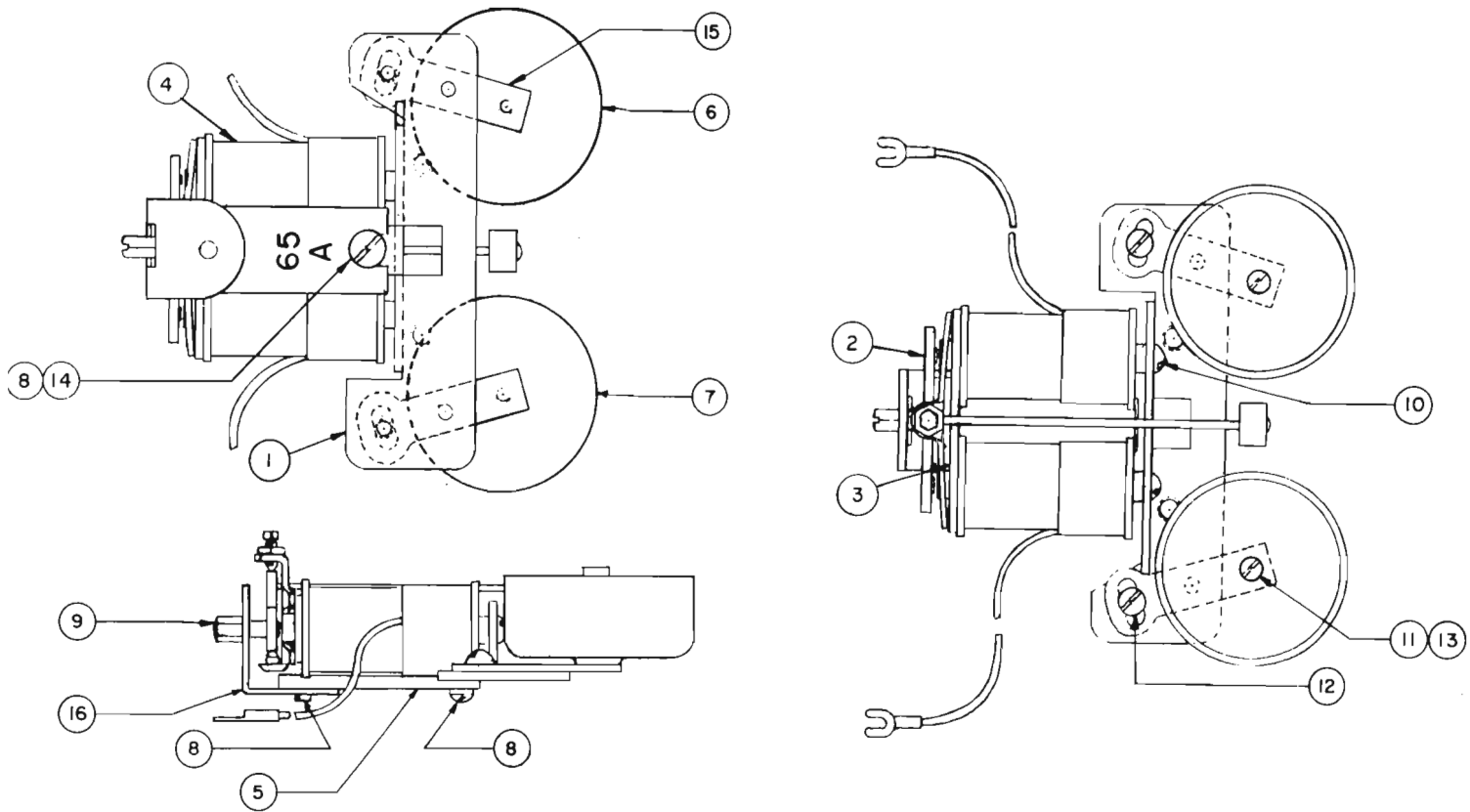
REPLACEMENT PARTS—The available replacement parts for the #62 Harmonic Ringers are shown in the chart. However, it is a factory recommended practice that the complete ringer be returned for major mechanism repair.

STROMBERG-CARLSON

40 ~	205984-000	62-Q
16 ~	803485-000	62-R
66 ~	803484-000	62-P
54 ~	803483-000	62-M
42 ~	803482-000	62-L
30 ~	803481-000	62-K
25 ~	803480-000	62-N
66 2/3 ~	803479-000	62-H
60 ~	803478-000	62-J
50 ~	803477-000	62-G
33 1/3 ~	803476-000	62-F
16 2/3 ~	803475-000	62-E
20 ~	803474-000	62-I
40 ~	206734-000	62-MQ
66 ~	206733-000	62-MP
54 ~	206732-000	62-MM
42 ~	206731-000	62-ML
30 ~	206730-000	62-MK
60 ~	206729-000	62-MJ
66 2/3 ~	206728-000	62-MH
50 ~	206727-000	62-MG
33 1/3 ~	206726-000	62-MF

NUMBER OF PARTS REQUIRED																	REPLACEMENT PIECE PARTS LIST			
																	ITEM	STOCK NO.	DESCRIPTION	REMARKS
1	1	1	1	1	1	1	1	1	1	1	1	1	1	1	1	1	1	27976-000	MOUNTING BRACKET	
1	1	1	1	1	1	1	1	1	1	1	1	1	1	1	1	1	2	210709-000	ARMATURE BRACKET	
1	1	1	1	1	1	1	1	1	1	1	1	1	1	1	1	1	3	28021-000	MAGNET	
2		2	2	2	2		2	2	2	2							4		COIL ASSEMBLY	
																		27981-000	390 Ohms	
	2					2							2	2	2	2		206725-000	1100 Ohms	
																		27982-000	2160 Ohms	
	1										1	1					5		REED & ARMATURE ASSEMBLY	
																		210705-000		
						1	1											210706-000		
1																		210707-000		
		1	1															210708-000		
2	2	2	2	2	2	2	2	2	2	2	2	2	2	2	2	2	6	503752-000	SCREW	
1	1	1	1	1	1	1	1	1	1	1	1	1	1	1	1	1	7	505273-000	SCREW	
2	2	2	2	2	2	2	2	2	2	2	2	2	2	2	2	2	8	23202-000	NUT	
4	4	4	4	4	4	4	4	4	4	4	4	4	4	4	4	4	9	23114-000	NUT	
1	1	1	1	1	1	1	1	1	1	1	1	1	1	1	1	1	10	35813-000	BRACKET	
1	1	1	1	1	1	1	1	1	1	1	1	1	1	1	1	1	11	28569-000	GONG	
1	1	1	1	1	1	1	1	1	1	1	1	1	1	1	1	1	12	28570-000	GONG	
2	2	2	2	2	2	2	2	2	2	2	2	2	2	2	2	2	13	27975-000	ARM	
2	2	2	2	2	2	2	2	2	2	2	2	2	2	2	2	2	14	526281-000	#1204 SHAKEPROOF WASHER	
2	2	2	2	2	2	2	2	2	2	2	2	2	2	2	2	2	15	28433-000	SCREW (GONG)	
2	2	2	2	2	2	2	2	2	2	2	2	2	2	2	2	2	16	503520-000	SCREW (GONG ADJUSTING)	
1	1	1	1	1	1	1	1	1	1	1	1	1	1	1	1	1	17	204364-000	SET SCREW	

NO. 65 POLARIZED RINGER ASSEMBLIES



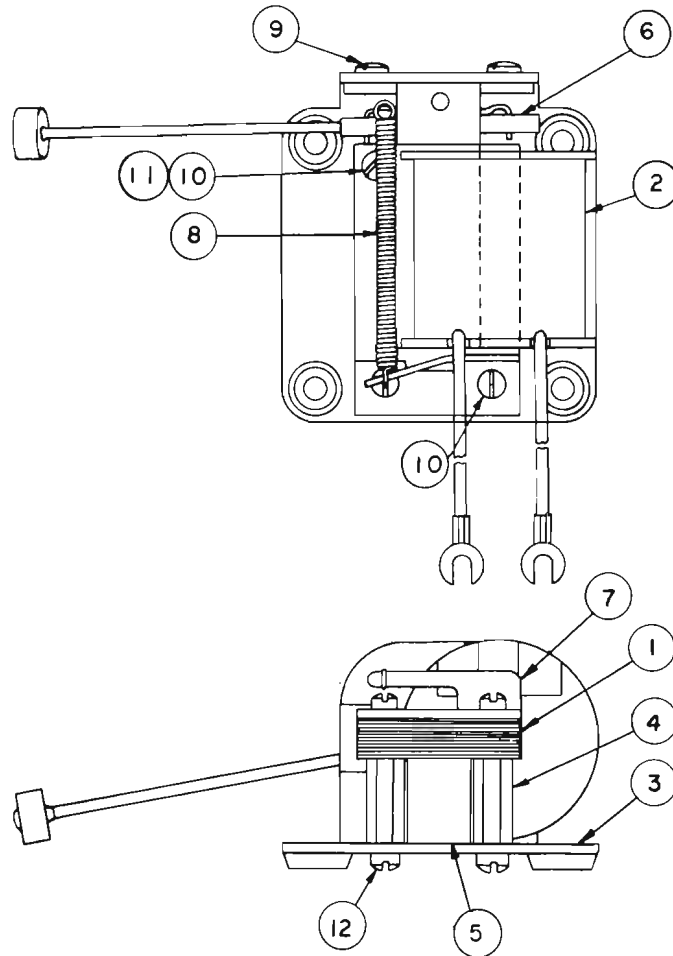
ORDERING INFORMATION

COMPLETE RINGERS—Use stock numbers at top of chart. The code letters and frequencies are shown for reference only.

REPLACEMENT PARTS—The available replacement parts for the #65 Polarized Ringers are shown in the chart. However, it is a factory recommended practice that the complete ringer be returned for major mechanism repair.

					REPLACEMENT PIECE PARTS LIST			
NO. PARTS REQ'D.					ITEM	STOCK NO.	DESCRIPTION	REMARKS
		1	1	1	1	27976-000	BRACKET	
		1	1	1	2	27973-000	ARMATURE ASSEMBLY	
		1	1	1	3	23788-000	PLATE	
					4		COIL ASSEMBLY	
				2		27980-000		
			2			201751-000		
		2				34950-000		
		1	1	1	5	62997-000	MAGNET	
		1	1	1	6	28569-000	GONG	
		1	1	1	7	28570-000	GONG	
		2	2	2	8	505273-000	#8--32 x 1/4" B.H.I.M.S.	
		1	1	1	9	33986-000	SCREW (ADJUSTING)	
		2	2	2	10	503653-000	SCREW	
		2	2	2	11	28433-000	±4-48 x 5/32" R.H.I.M.S.	
		2	2	2	12	503520-000	±6-32 x 3/16" B.H.I.M.S.	
		2	2	2	13	526281-000	WASHER (SHAKEPROOF)	
		1	1	1	14	526466-000	WASHER (SHKP. INT TOOTH)	
		2	2	2	15	27975-000	ARM	
		1	1	1	16	207613-000	POLE PIECE	

NO. 71 STRAIGHT LINE RINGER



ORDERING INFORMATION

COMPLETE RINGERS—Use stock numbers at top of chart. The code letters shown are for reference only.

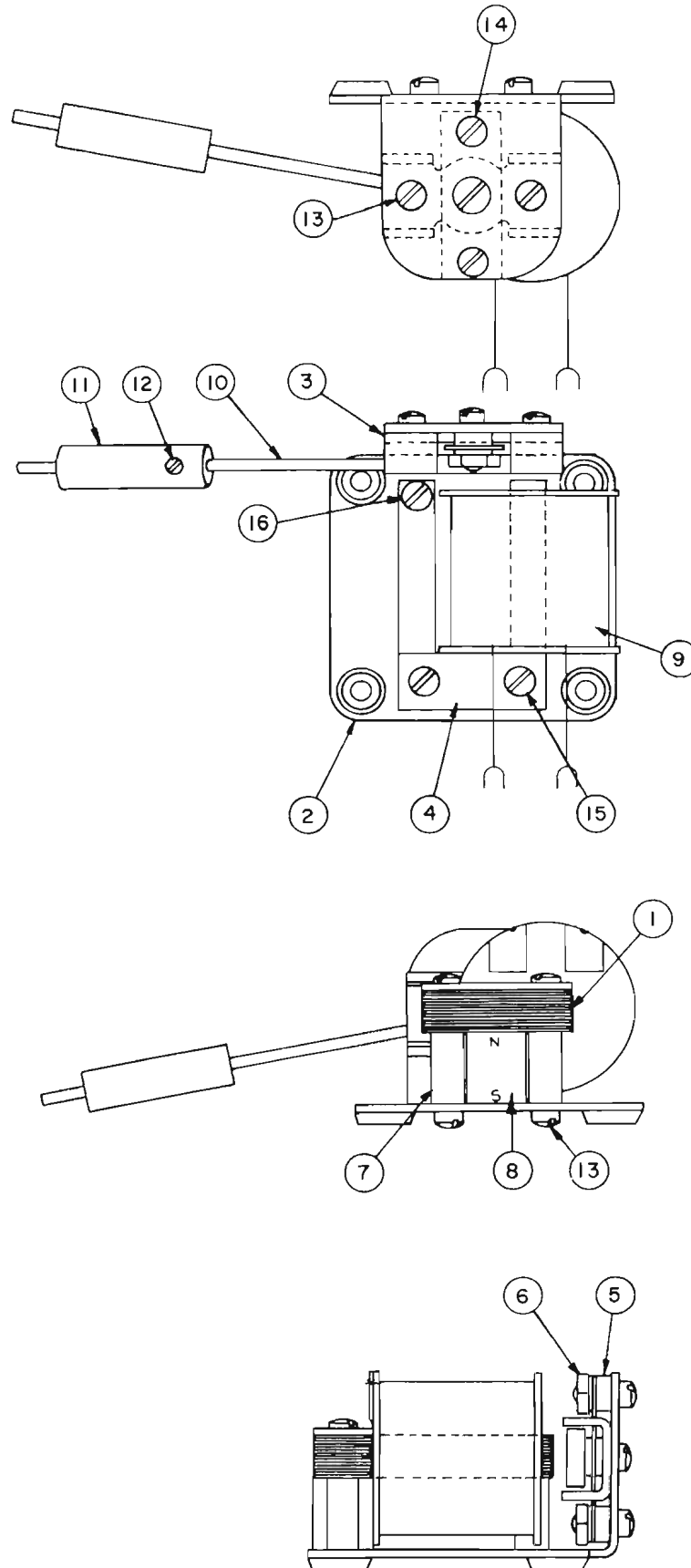
REPLACEMENT PARTS—The available replacement parts for the #71 Straight Line Ringer are shown in the chart. However, it is a factory recommended practice that the complete ringer be returned for major mechanism repair.

208722-000 71-B
207690-000 71-A

STROMBERG-CARLSON

				REPLACEMENT PIECE PARTS LIST		
NO.	PARTS	REQ'D.	ITEM	STOCK NO.	DESCRIPTION	REMARKS
	17	17	1	207666-000	LAMINATION	
			2		COIL ASSEMBLY	
			1	207684-000		
	1			207668-000		
	1	1	3	207691-000	BASE	
	3	3	4	207696-000	POST	
	1	1	5	207697-000	MAGNET	
	1	1	6	207754-000	ARMATURE & PIVOT ASSEMBLY	
	1	1	7	207765-000	CLAMP	
	1	1	8	207766-000	SPRING	
	2	2	9	513172-000	#4-48 x $\frac{3}{16}$ " B.H.S.M.S.	
	3	3	10	513662-000	#4-48 x $\frac{1}{2}$ " FIL.H.S.M.S.	
	1	1	11	526281-000	#1204 SHAKEPROOF WASHER	
	3	3	12	513272-000	#4-48 x $\frac{1}{4}$ " B.H.S.M.S.	

72 HARMONIC RINGER



72 HARMONIC RINGER

60 ~	207740-000	72-J
40 ~	207739-000	72-Q
20 ~	207738-000	72-I
66 ~	207737-000	72-P
54 ~	207736-000	72-M
42 ~	207735-000	72-L
30 ~	207734-000	72-K
16 ~	207733-000	72-R
66 1/2 ~	207732-000	72-H
50 ~	207731-000	72-G
33 1/2 ~	207730-000	72-F
25 ~	207729-000	72-N
16 1/2 ~	207728-000	72-E

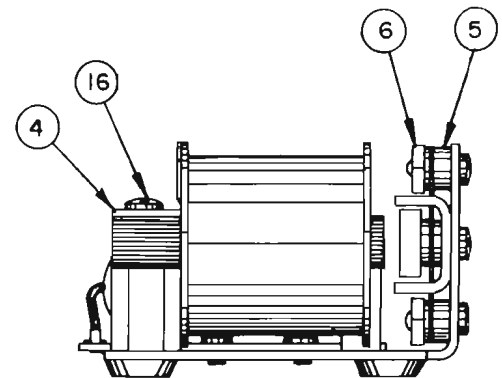
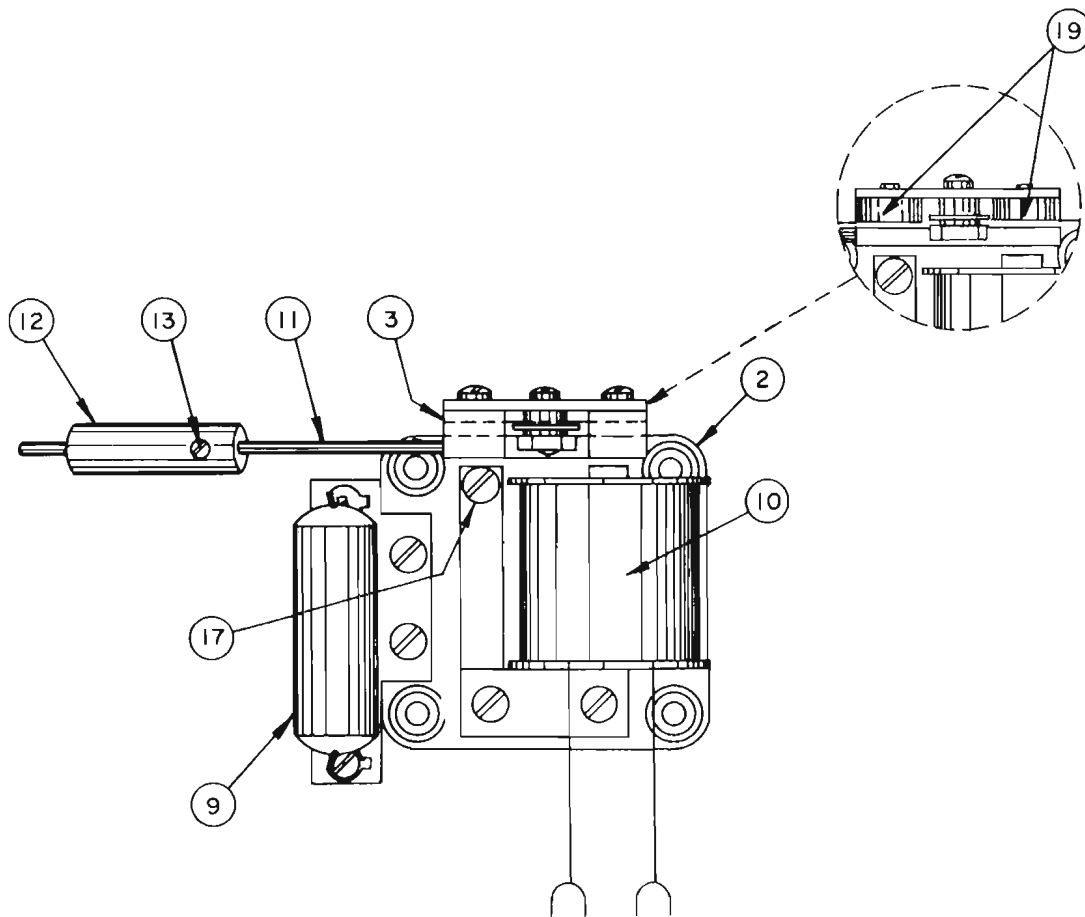
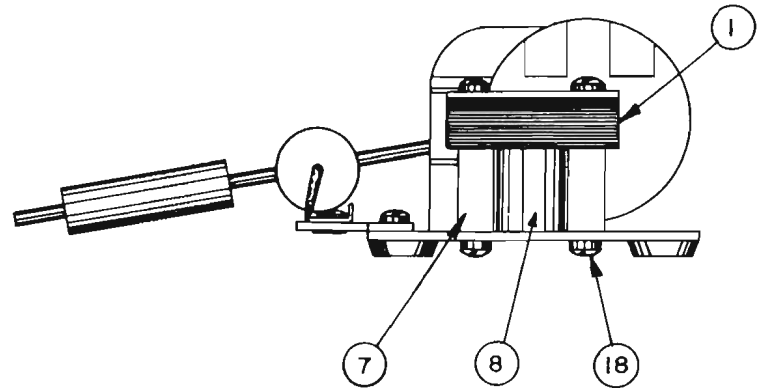
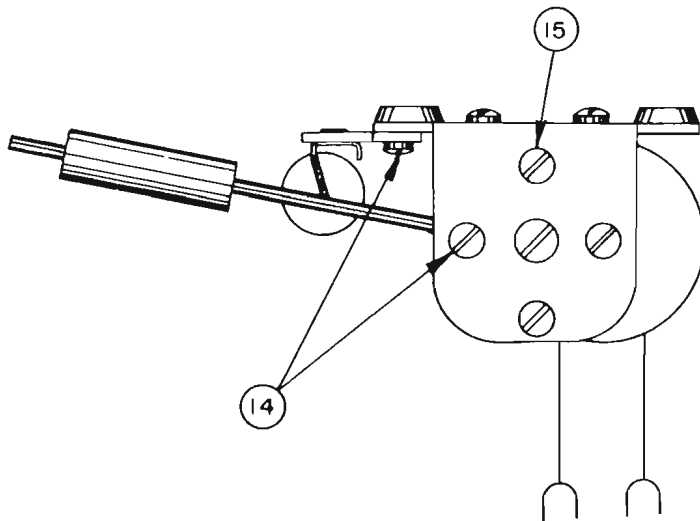
ORDERING INFORMATION

COMPLETE RINGERS—Use stock numbers at top of chart. The code letters and frequencies are shown for reference only.

REPLACEMENT PARTS—The available replacement parts for the #72 Harmonic Ringers are shown in the chart. However, it is a factory recommended practice that the complete ringer be returned for major mechanism repair.

NUMBER OF PARTS REQUIRED																REPLACEMENT PIECE PARTS LIST			
17	17	17	17	17	17	17	17	17	17	17	17	17	17	17	17	ITEM	STOCK NO.	DESCRIPTION	REMARKS
1	1	1	1	1	1	1	1	1	1	1	1	1	1	1	1	1	207666-000	LAMINATION	
1	1	1	1	1	1	1	1	1	1	1	1	1	1	1	1	2	207691-000	BASE	
1	1	1	1	1	1	1	1	1	1	1	1	1	1	1	1	3	207692-000	YOKE	
1	1	1	1	1	1	1	1	1	1	1	1	1	1	1	1	4	207693-000	CLAMP	
2	2	2	2	2	2	2	2	2	2	2	2	2	2	2	2	5	207694-000	SPACER	
2	2	2	2	2	2	2	2	2	2	2	2	2	2	2	2	6	207695-000	NUT	
3	3	3	3	3	3	3	3	3	3	3	3	3	3	3	3	7	207696-000	POST	
1	1	1	1	1	1	1	1	1	1	1	1	1	1	1	1	8	207697-000	MAGNET	
																9		COIL ASSEMBLY	
	1	1			1	1	1					1	1	1			207684-000		
1			1						1								207668-000		
				1						1							209546-000		
																10		REED ARMATURE ASSEMBLY	
		1							1					1			207747-000		
	1				1	1					1	1					207748-000		
			1							1							211252-000		
1				1							1						207749-000		
																11		WEIGHT	
																	207719-000		
															1		207720-000		
		1															207721-000		
																	207722-000		
																	207723-000		
														1			207724-000		
	1																207726-000		
				1	1												207727-000		
1			1																
1	1	1	1	1	1	1	1	1	1	1	1	1	1	1	1	12	204364-000	#4-48 x 3/16" ST. SET SCREW	
5	5	5	5	5	5	5	5	5	5	5	5	5	5	5	5	13	513172-000	#4-48 x 3/16" B.H.I.M.S.	
2	2	2	2	2	2	2	2	2	2	2	2	2	2	2	2	14	513472-000	#4-48 x 3/8" B.H.I.M.S.	
3	3	3	3	3	3	3	3	3	3	3	3	3	3	3	3	15	513662-000	#4-48 x 1/2" FIL.H.I.M.S.	
1	1	1	1	1	1	1	1	1	1	1	1	1	1	1	1	16	526281-000	#1204 SHAKEPROOF WASHER	

73 HARMONIC RINGER



73 HARMONIC RINGER

60 ~	210683-000	73-J
40 ~	210682-000	73-Q
20 ~	210681-000	73-I
66 ~	210680-000	73-P
54 ~	210679-000	73-M
42 ~	210678-000	73-L
30 ~	210677-000	73-K
16 ~	210676-000	73-R
66 1/2 ~	210675-000	73-H
50 ~	210674-000	73-G
33 1/2 ~	210673-000	73-F
25 ~	210672-000	73-N
16 3/4 ~	210671-000	73-E

ORDERING INFORMATION

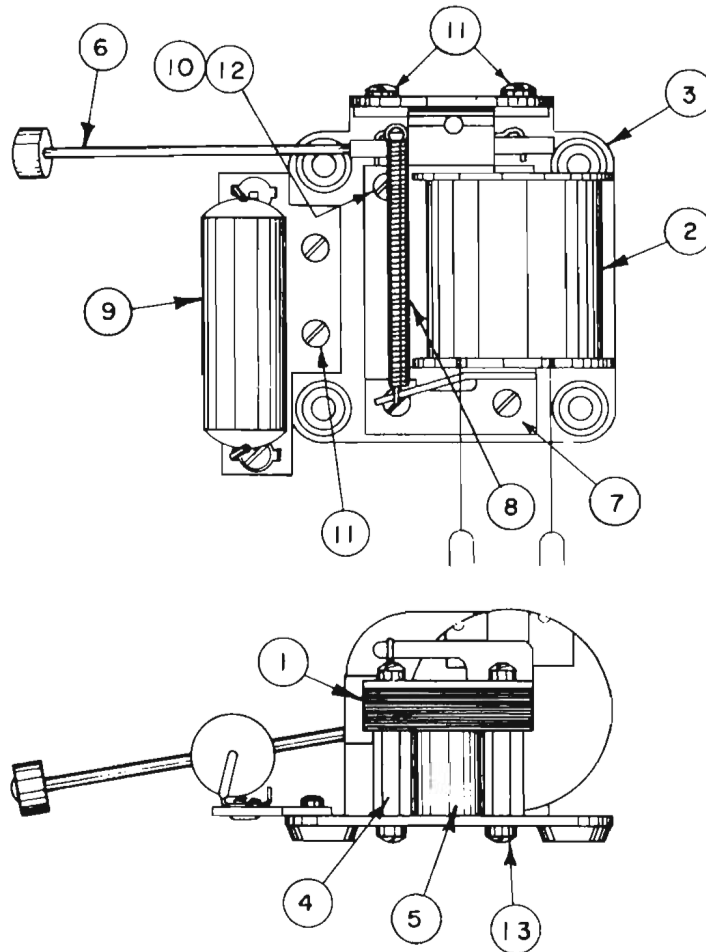
COMPLETE RINGERS—Use stock numbers at top of chart. The code letters and frequencies are shown for reference only.

REPLACEMENT PARTS—The available replacement parts for the 73 Harmonic Ringers are shown in the chart. However, it is a factory recommended practice that the complete ringer be returned for major mechanism repair.

NUMBER OF PARTS REQUIRED														REPLACEMENT PIECE PARTS LIST			
17	17	17	17	17	17	17	17	17	17	17	17	17	17	ITEM	STOCK NO.	DESCRIPTION	REMARKS
1	1	1	1	1	1	1	1	1	1	1	1	1	1	1	207666-000	LAMINATION	
1	1	1	1	1	1	1	1	1	1	1	1	1	1	2	207691-000	BASE	
1	1	1	1	1	1	1	1	1	1	1	1	1	1	3	207692-000	YOKE	
1	1	1	1	1	1	1	1	1	1	1	1	1	1	4	207693-000	CLAMP	
2	2	2	2	2	2	2	2	2	2	2	2	2	2	5	207694-000	SPACER	
2	2	2	2	2	2	2	2	2	2	2	2	2	2	6	207695-000	NUT	
3	3	3	3	3	3	3	3	3	3	3	3	3	3	7	207696-000	POST	
1	1	1	1	1	1	1	1	1	1	1	1	1	1	8	207697-000	MAGNET	
													1	9		CAPACITOR ASSEMBLY	
															210720-000	.47 mfd.	
															210721-000	.22 mfd.	
1	1		1	1	1				1	1					210722-000	.15 mfd.	
		1						1					1		210723-000	.94 mfd.	
														10		COIL ASSEMBLY	
	1	1			1	1	1				1	1	1		219349-000		
1			1					1							219350-000		
			1						1						219351-000		
														11		REED ARMATURE ASSEMBLY	
		1						1					1		207747-000		
	1				1	1					1	1			207748-000		
			1							1					207749-000		
1			1					1							211252-000		
								1						12		WEIGHT	
									1						207719-000		
													1		207720-000		
		1													207721-000		
								1							207722-000		
												1			207723-000		
1											1				207724-000		
				1	1										207726-000		
1			1					1							207727-000		
1	1	1	1	1	1	1	1	1	1	1	1	1	1	13	204364-000	#4-48 x 3/16" ST. SET SCREW	
2	2	2	2	2	2	2	2	2	2	2	2	2	2	14	513172-000	#4-48 x 3/16" B.H.I.M.S.	(4) when item 3 is used
2	2	2	2	2	2	2	2	2	2	2	2	2	2	15	513472-000	#4-48 x 3/16" B.H.I.M.S.	
3	3	3	3	3	3	3	3	3	3	3	3	3	3	16	513662-000	#4-48 x 1/2" FIL.H.I.M.S.	
1	1	1	1	1	1	1	1	1	1	1	1	1	1	17	526281-000	#1204 SHAKEPROOF WASHER	
3	3	3	3	3	3	3	3	3	3	3	3	3	3	18	513272-000	#4-48 x 1/4" B.H.I.M.S.	
														19		BUMPER (NYLON)	Used if not eqpt. w/item 3
		2						2					2		300971-181	White	
	2					2	2					2	2		300971-191	Yellow	
2				2							2				300971-201	Red	
			2					2							300971-211	Green	

STROMBERG-CARLSON

NO. 74 STRAIGHT LINE RINGER



ORDERING INFORMATION

COMPLETE RINGERS—Use stock numbers at top of chart. The code letters are for reference only.

REPLACEMENT PARTS—The available replacement parts for the #74 Straight Line Ringer are shown in the chart. However, it is a factory recommended practice that the complete ringer be returned for major mechanism repair.

210718-000 74-B
210684-000 74-A

STROMBERG-CARLSON

NO. PARTS REQ'D.			REPLACEMENT PIECE PARTS LIST			
			ITEM	STOCK NO.	DESCRIPTION	REMARKS
	17	17	1	207666-000	LAMINATION	
			2		COIL ASSEMBLY	
		1		219349-000		
	1			219350-000		
	1	1	3	207691-000	BASE	
	3	3	4	207696-000	POST	
	1	1	5	207697-000	MAGNET	
	1	1	6	207754-000	ARMATURE & PIVOT ASSEMBLY	
	1	1	7	207765-000	CLAMP	
	1	1	8	207766-000	SPRING	
			9		CAPACITOR ASSEMBLY	
		1		210720-000		
	1			210723-000		
	1	1	10	526281-000	#1204 SHAKEPROOF WASHER	
	4	4	11	513172-000	#4-48 x 3/16" B.H.I.M.S.	
	3	3	12	513662-000	#4-48 x 1/2" FIL.H.I.M.S.	
	3	3	13	513272-000	#4-48 x 1/4" B.H.I.M.S.	

SIGNALING AND TERMINAL BOXES


1460 and 1560 Desk Set Boxes



The 1460 and 1560 Desk Set Boxes are used in combination with the 1544 Telephone or earlier models to make a two-piece set. All components are mounted on the base which can be fastened to a wall. The trim black cover is then attached to the base with the captive screws in the housing. The over-all size is $9\frac{1}{8}$ " high, $5\frac{3}{4}$ " wide, with a $2\frac{7}{8}$ " projection from mounting surface. Choice of straight line or tuned frequency ringers are available for the desk set box.

The difference between the 1460 and 1560 Desk Set Boxes lies in the coil-capacitor assembly and ringers. The 1460 Series uses a 208359-000 coil-capacitor and the 71 or 72 ringer assemblies.

1561 Extension Bell Boxes



The 1561 Extension Bell Boxes are used as an extension ringer or signal employing either a straight-line or tuned frequency ringer or a buzzer. The over-all size is 6" high, $5\frac{1}{2}$ " wide and projecting $2\frac{3}{4}$ " from mounting surface. Commonly used with the 1573 or 1575 Series Telephones, the 1561 Extension Bell Box provides a completely satisfactory method of signaling on dual or multi-line systems.

90A - 96A - 96B - 96C Terminal Boxes



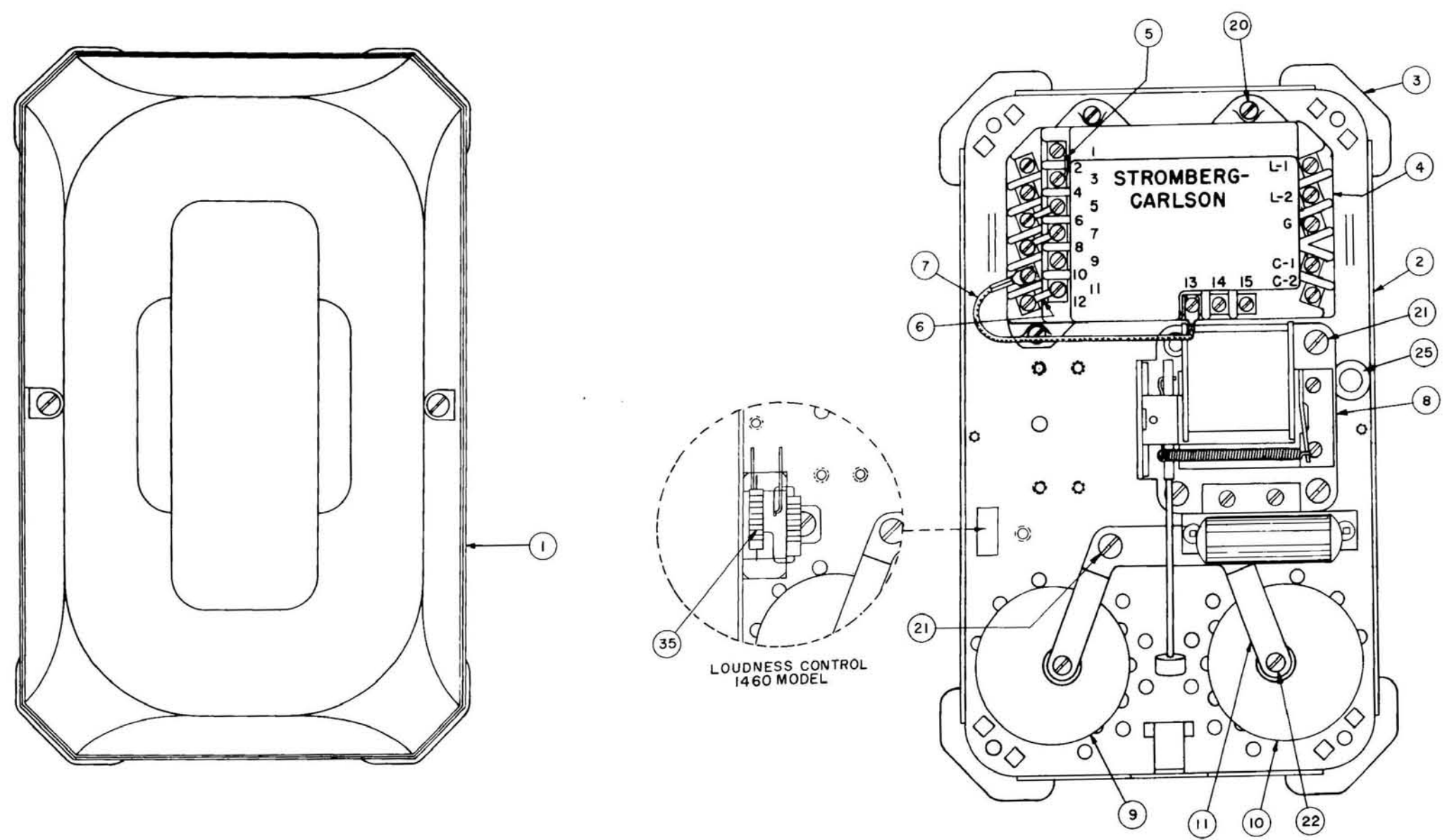
The 90A Terminal Box is used to make connection with each station telephone and can be mounted on a desk or nearby wall. The terminals are screw-type for easy installation. The 90A Terminal Box is used with the 1270, 1271 and 1272 Convenience System Telephones.

The 96A, 96B, and 96C Terminal Boxes are designed for use in the 6K-1 system. They provide convenient terminals for connection between the line cord and the distribution cable. The 96A and B boxes were used with the 1575-A and B Telephones, respectively; and the 96C box was used with the 1575-A1 and B1 and is now used with the 1575-WA1 and 1575-WB1 phones. All of these boxes have two terminal strips with 19 terminals per strip with two screws per terminal. The 96-B and C also feature a small buzzer.

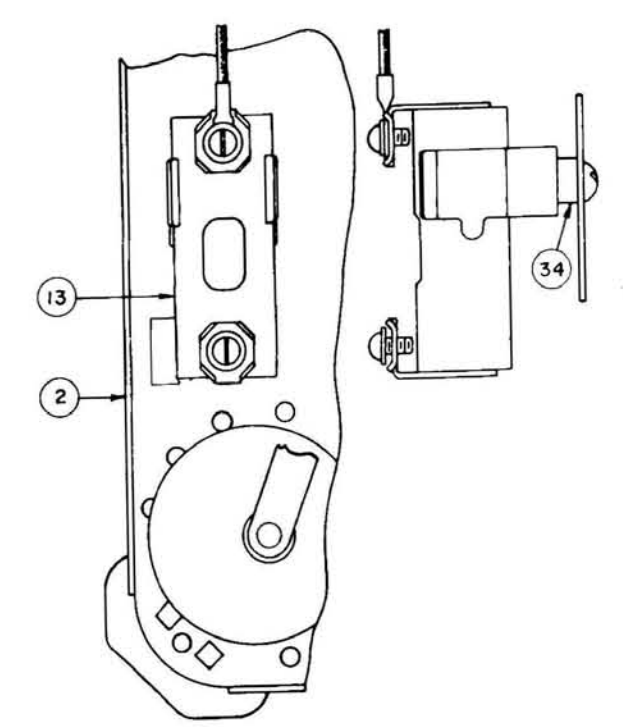
CODE	DESCRIPTION	USED WITH
1460	Desk Set Box	1400 Series Telephones
1560	Desk Set Box	1500 Series Telephones
1561	Bell Box	1270, 1271, 1272 and 1500 Series Telephones
90-A	Terminal Box	1270, 1271, 1272 Telephones
96-A	Terminal Box	1575-A Telephone
96-B	Terminal Box	1575-B Telephone
96-C	Terminal Box	1575-A1, 1575-B1, 1575-WA1 and 1575-WB1 Telephones

STROMBERG-CARLSON

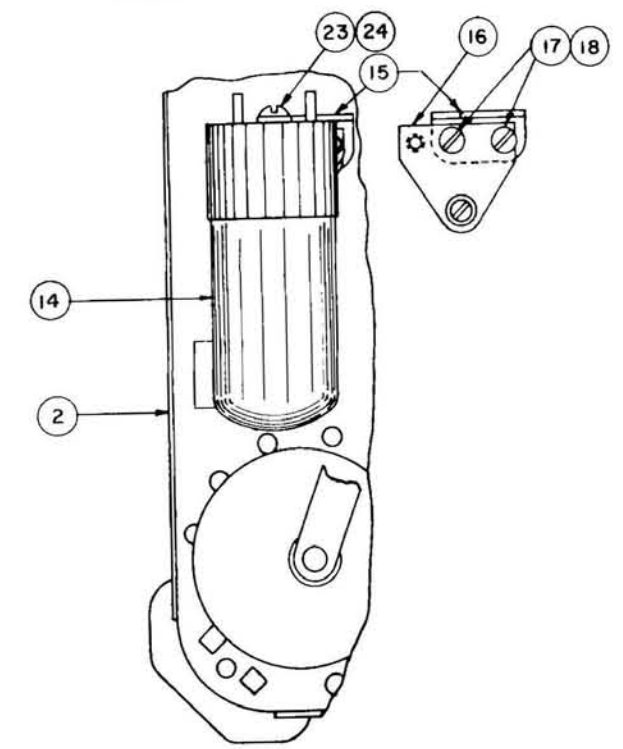
1460 AND 1560 DESK SET RINGER BOXES



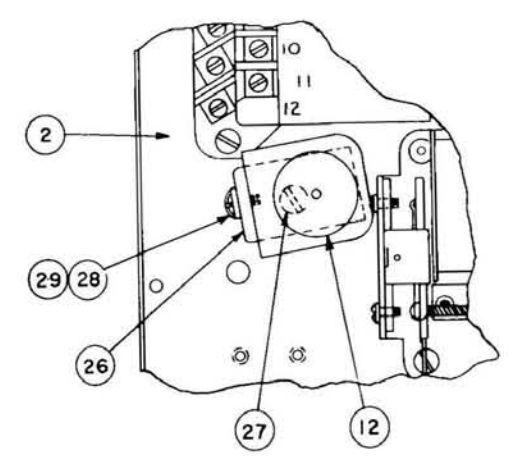
RARE GAS RELAY



W.E.333-A TUBE



W.E. 426A TUBE

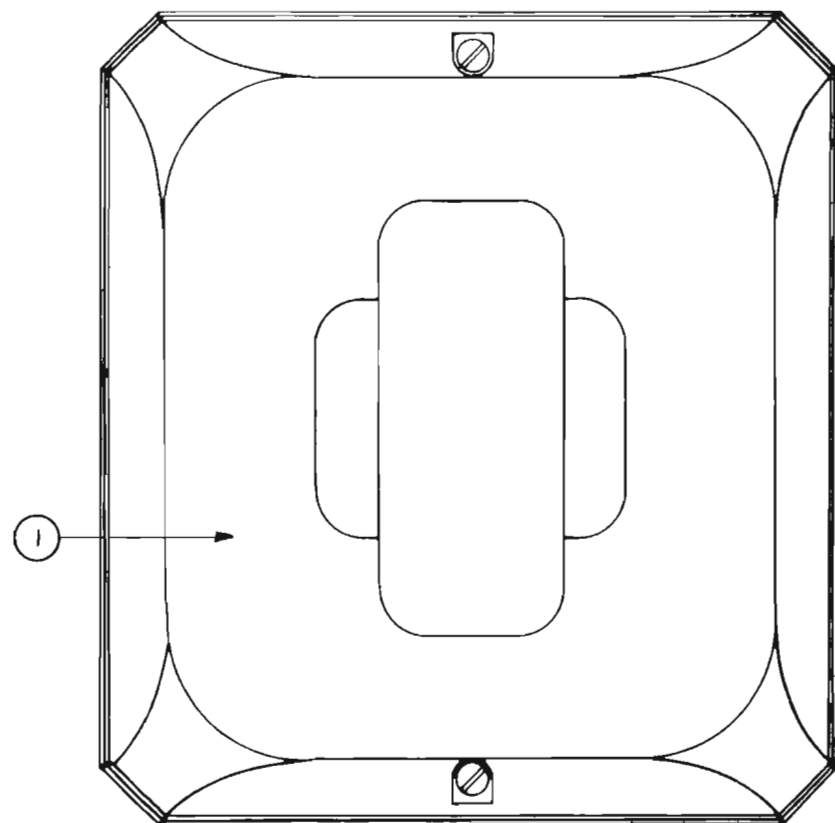


1460 AND 1560 DESK SET RINGER BOXES

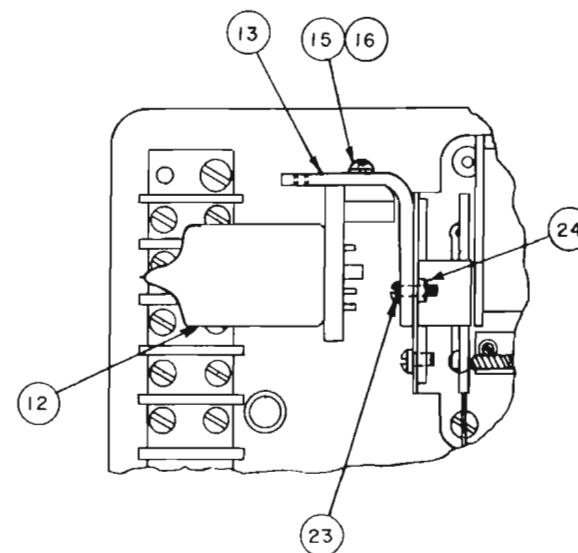
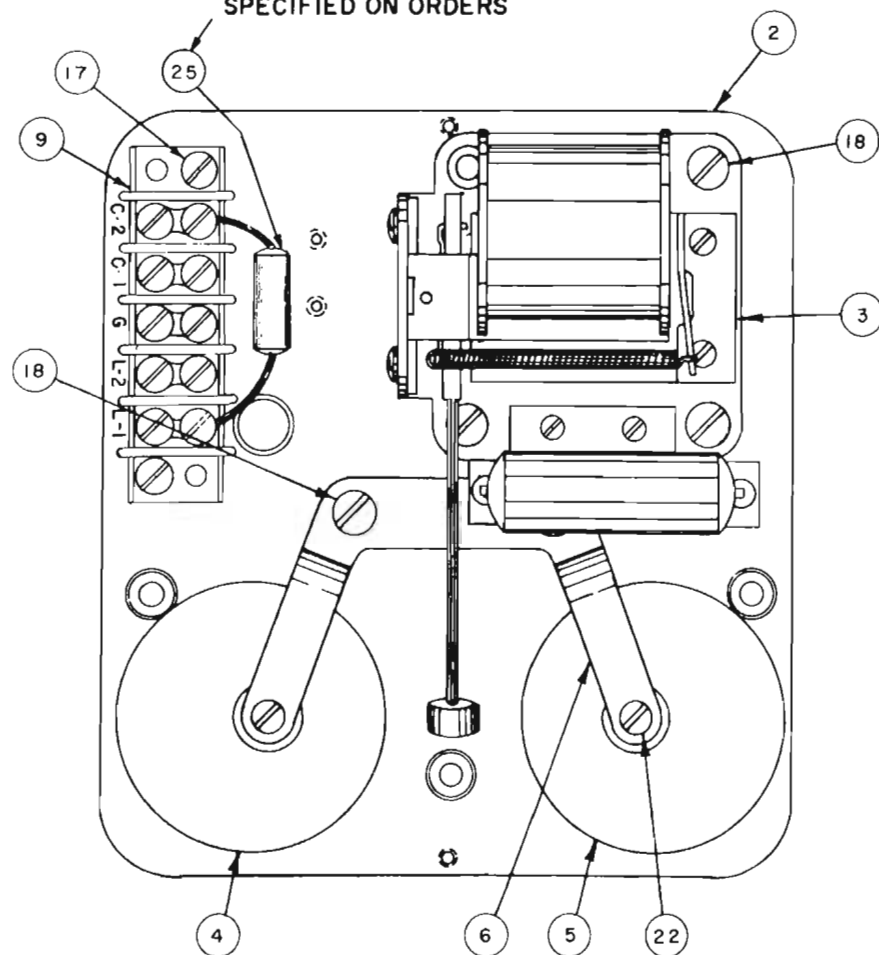
[illegible]

STROMBERG-CARLSON

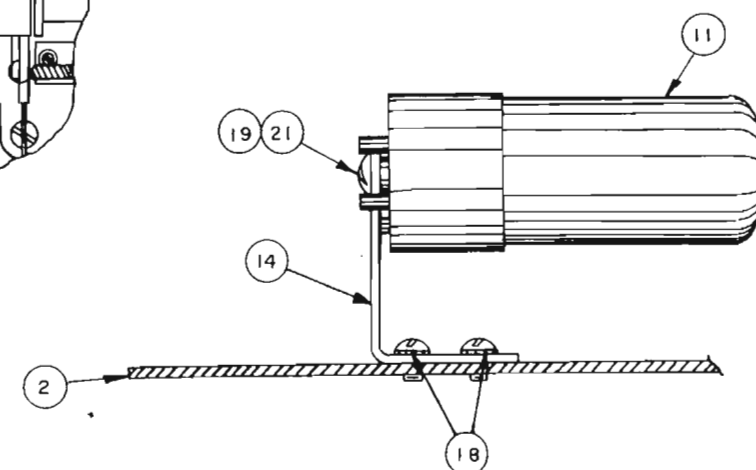
1561 EXTENSION BELL BOXES



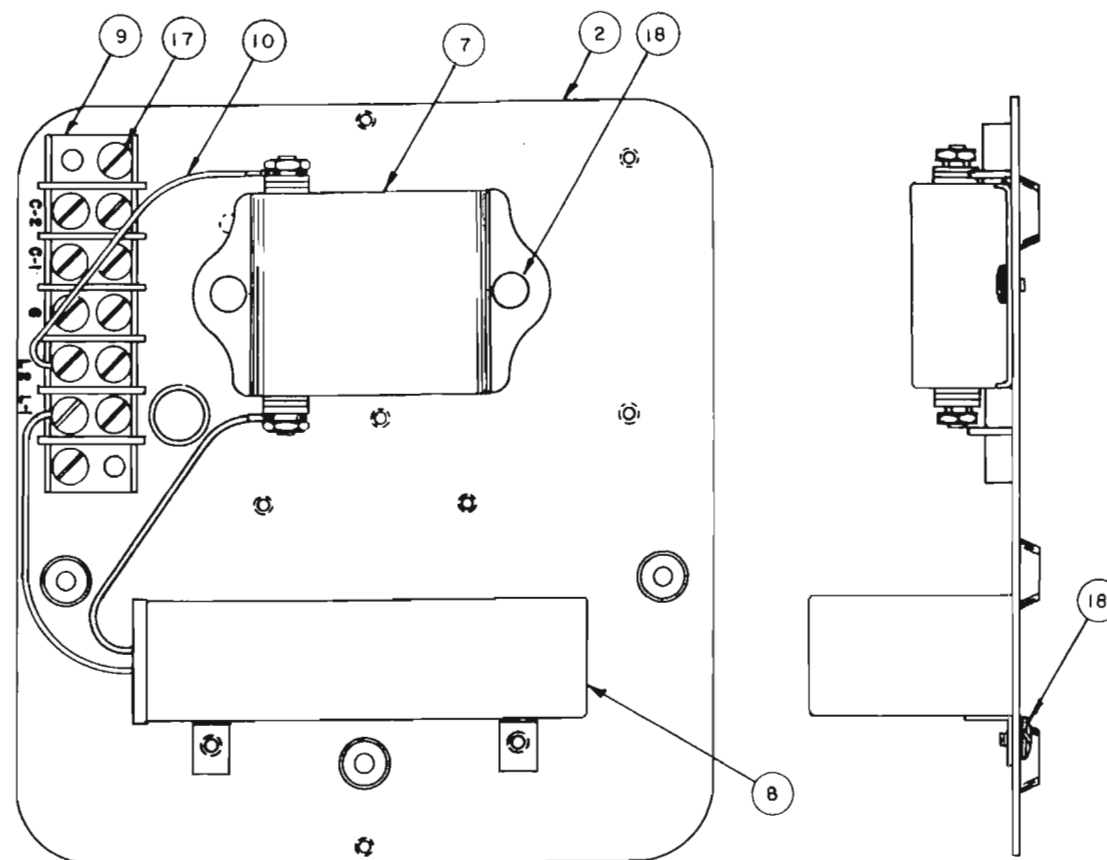
USED WITH 74A RINGER ONLY WHEN SPECIFIED ON ORDERS



W.E. 426-A TUBE



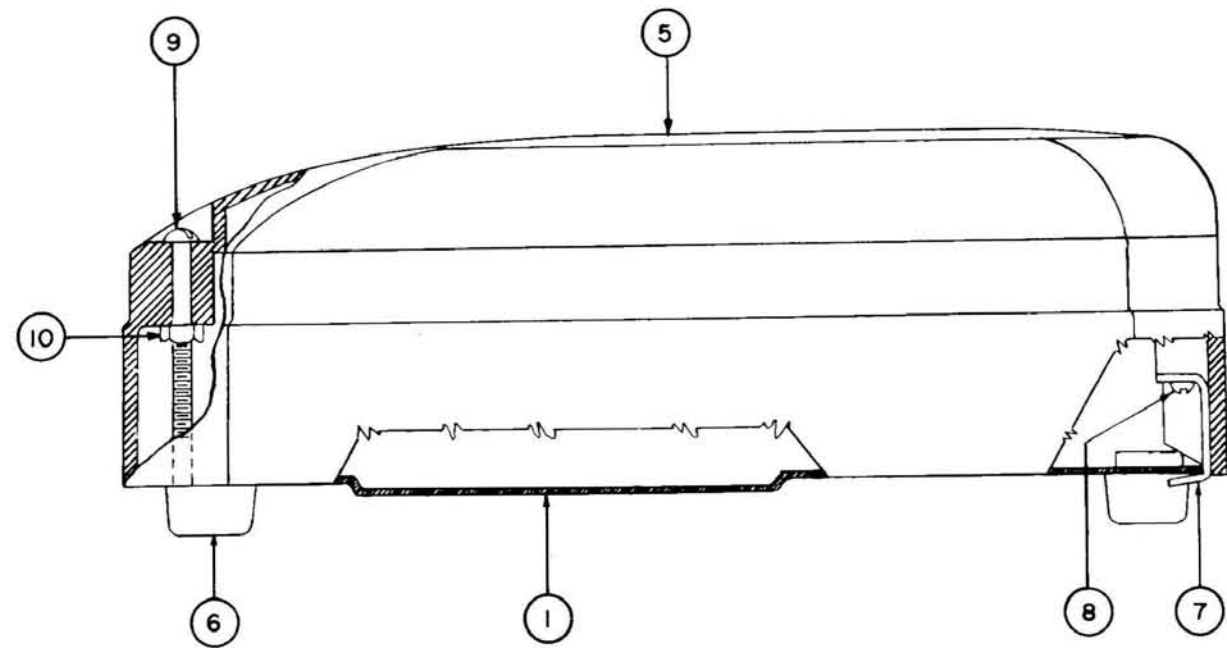
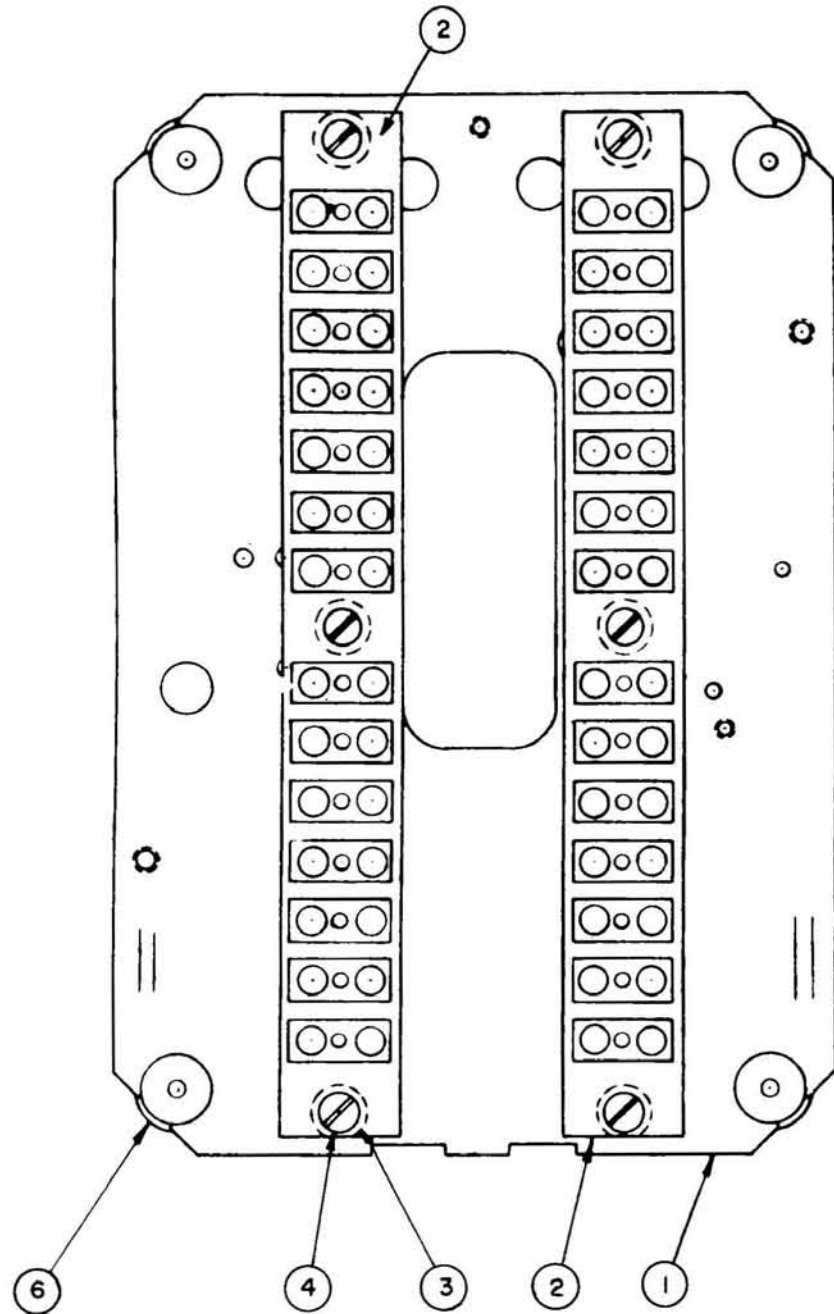
W.E. 333-A TUBE



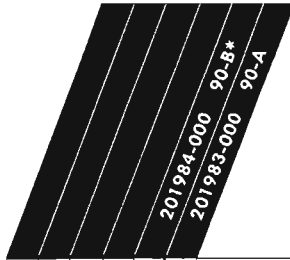
STROMBERG-CARLSON

TCI Library <http://www.telephonecollectors.info/>

NO. 90 TERMINAL BOXES



NO. 90 TERMINAL BOXES



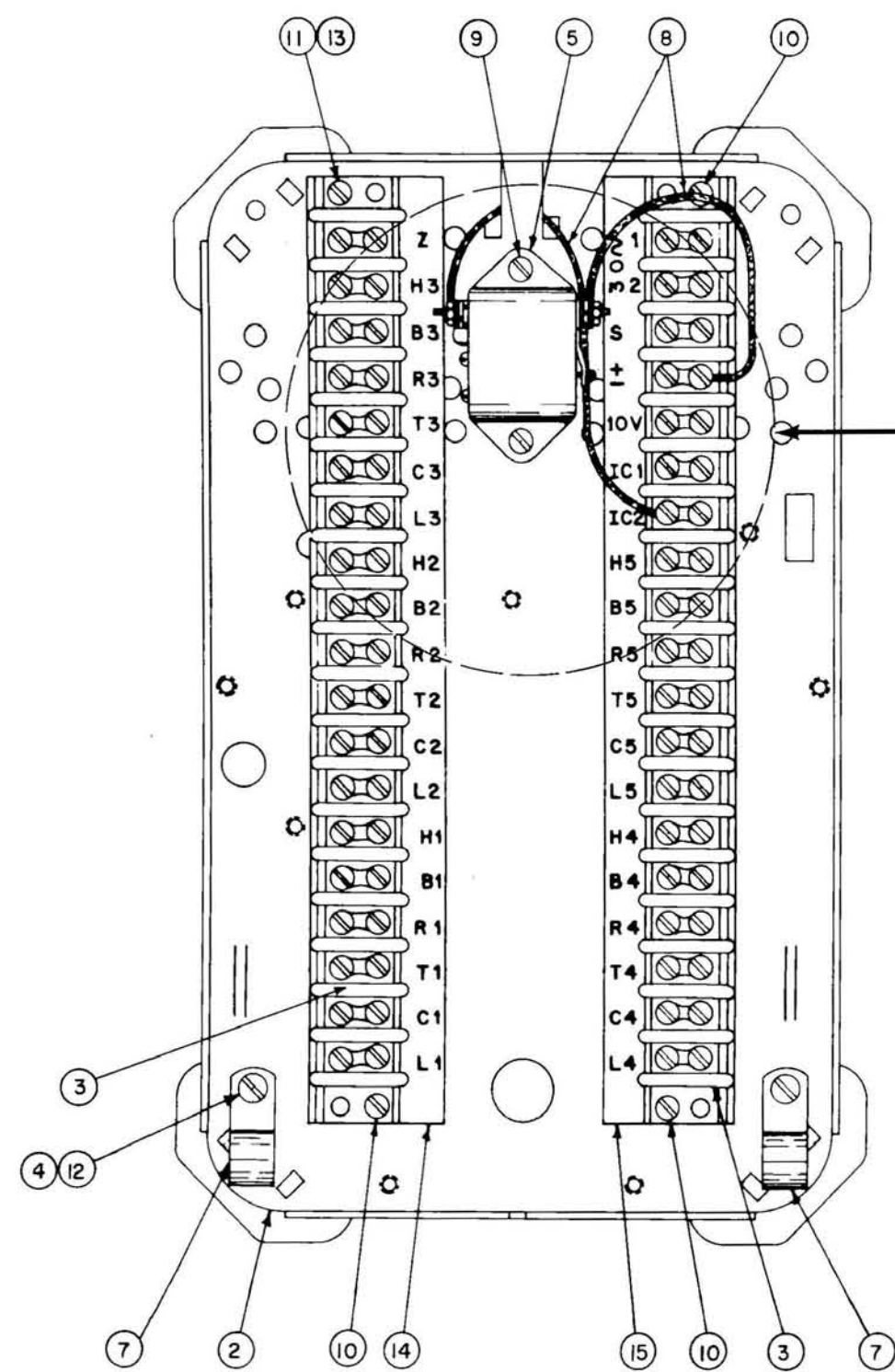
ORDERING INFORMATION

COMPLETE TERMINAL BOX—Use stock numbers at top of chart. The stock number marked with an * is obsolete and is no longer available as a complete unit.

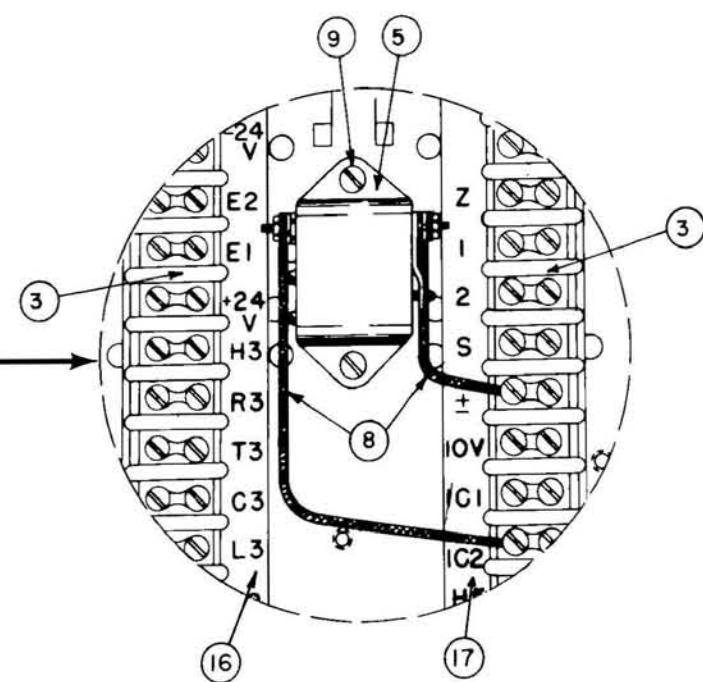
REPLACEMENT PARTS—The available replacement parts for both the current and obsolete terminal boxes are shown in the chart.

					REPLACEMENT PIECE PARTS LIST			
NO. PARTS REQ'D.					ITEM	STOCK NO.	DESCRIPTION	REMARKS
			1	1	1	205674-000	BASE	
					2		TERMINAL BLOCK ASSEMBLY	
			1	2		201987-000		14 Terminal strip
			1			201988-000		7 Terminal strip
			6	6	3	17024-000	SPACER	Holds item 2 away from base
			6	6	4	503823-000	#6—32 x 3/8" B.H.N.B.M.S.	Secures items 2 and 3 to base
			1	1	5	41562-000	HOUSING	
			4	4	6	35808-000	FOOT	
			1	1	7	41685-000	BRACKET	Secures housing to base at rear
			1	1	8	503651-000	#6—32 x 1/4" R.H.I.M.S.	Used to secure bracket to housing
			1	1	9	41710-000	#6—32 x 1 1/4" PAN H.B.M.S.	Secures housing to base at front
			1	1	10	525033-000	NUT	Secures screw to housing
			4	4	11	521431-000	#6 x 1 1/2" ROUNDHEAD WOOD SCREW	Not shown, used for mounting
			4	4	12	200787-000	WASHER	Not shown, used for mounting

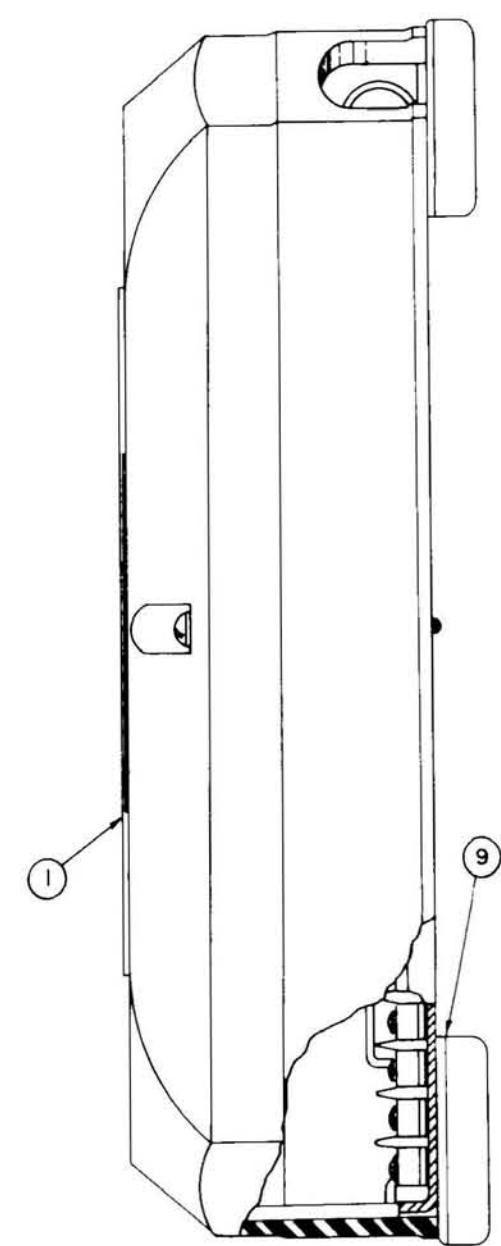
NO. 96 TERMINAL BOX



96-A, 96-B, G-96-A, G-96-B
TERMINAL BOX



G-96-C TERMINAL BOX



NO. 96 TERMINAL BOX

216608-000 G-96-C
 214216-000 G-96-B
 214215-000 G-96-A
 211156-000 96-B*
 210730-000 96-A*

ORDERING INFORMATION

COMPLETE TERMINAL BOX—Use stock numbers at top of chart. The stock numbers marked with an * are obsolete and are no longer available as a complete unit.

REPLACEMENT PARTS—The available replacement parts for both the current and obsolete terminal boxes are shown in the chart.

					REPLACEMENT PIECE PARTS LIST			
NO. PARTS REQ'D.					ITEM	STOCK NO.	DESCRIPTION	REMARKS
					1		TERMINAL BOX HOUSING ASSEMBLY	
			1	1		210727-000	Black	
	1	1	1			214213-000	Gray	
	1	1	1	1	2	210724-000	BASE	
	2	2	2	2	3	212894-000	TERMINAL STRIP	
	2	2	2	2	4	525542-000	#8 WASHER (FLAT)	
	1	1		1	5	212709-000	BUZZER (#O-E)	
	4	4	4	4	6	207667-000	FOOT ASSEMBLY	
	2	2	2	2	7	113615-000	CABLE HANGER	
					8		T-I-E CORD	
		2		2		44166-000	5" Black	
	2					44162-000	4" Black	
	2	2		2	9	502052-000	#4-40 x 1/8" R.H.I.M.S.	
	3	3	3	3	10	163100-000	#6-32 x 3/8" B.H.I.M.S. (SEMS)	
	1	1	1	1	11	503972-000	#6-32 x 7/16" B.H.I.M.S.	
	2	2	2	2	12	505372-000	#8-32 x 5/16" B.H.I.M.S.	
	1	1	1	1	13	526207-000	#6 SHAKEPROOF WASHER	
		1	1	1	14	210728-000	MARKER STRIP	
		1	1	1	15	210729-000	MARKER STRIP	
	1				16	216607-000	MARKER STRIP	
	1				17	216606-000	MARKER STRIP	