

PHONE BOOTHS AND SHELVES FROM THE BELL SYSTEM

Many buildings of all types need public telephone facilities. Coin telephones and booths are necessities for a busy society. The Bell System recognizes this need to provide the public with service, and also recognizes that its equipment must be compatible with the various changes in modern architectural design. We have met this challenge by designing a full line of the highest quality, versatile and attractive public telephone facilities to blend with any decor, which are offered at no cost to the contractor or architect.

Meeting the communications challenges of business and the public can be facilitated by the use of public telephones. The Public Telephone salesman at your local Bell Telephone Company can discuss with you equipment available in your area, and the communications requirements you may have for the cost-free installation.

For additional information about other Bell System equipment consult the Communications section of your Sweet's Architectural Catalog.



BOOTHS



CURVED DOOR BOOTH (KS 19206)

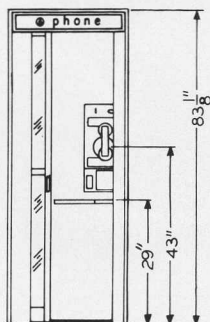
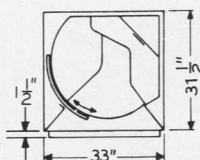
Application

Indoor booth; sit-down; single or multiple installations; perfect for numerous locations; optional exterior directory facilities.

Construction

Rugged steel frame with light olive gray outer finish; front cover panel in blue, white or swamp holly orange; curved door with two tempered glass panels; medium gray porcelain enameled interior finish; contrasting dark gray fiberglass seat and writing shelf; telephone and power connections through ceiling; integral fluorescent light and blower unit; synthetic rubber floor; Underwriters Laboratories approved.

Weight (less instrument): 575 lbs.



DELUXE GLASS BOOTH (KS 19442)


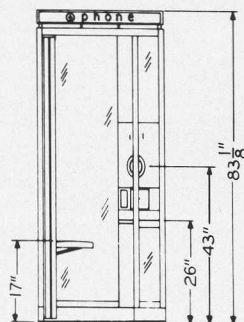
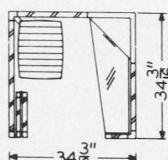
Application

Indoor booth; sit-down; single or multiple installations; a modern look for all prestigious locations with elegant exteriors of stainless steel, aluminum or anodized bronze aluminum, trimmed with black anodized aluminum; optional exterior directory facilities.

Construction

Tempered glass side panels; melamine or acoustic panels can be substituted for glass panels on the right and rear sides; synthetic rubber floor (optional); thick tempered glass writing shelf; soft top seat; integral fluorescent light and blower unit; telephone and power connections through ceiling assembly; Underwriters Laboratories approved.

Weight (less instrument): 335 lbs.



DIAMOND KIOSK (KS 20255)


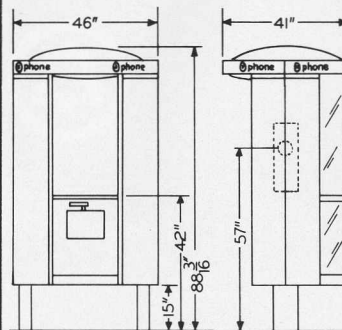
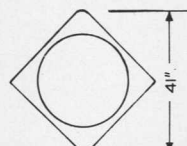
Application

Stand-up outdoor booth; doorless; designed for city sidewalks, cultural centers, malls and other open areas; raised lower portion to allow debris to blow through; not designed for multiplying, however can be arranged attractively in groups; optional directory facilities.

Construction

Steel frame with clear acrylic panels; baked synthetic paint in light gray on exterior finish; special acoustic treatment to reduce noise; translucent dome; telephone and power connections enter from underground, through left leg; can be surface mounted or embedded in concrete; integral fluorescent light and sign; stainless steel contoured writing shelf; Underwriters Laboratories approved.

Weight (less instrument): 550 lbs.



UNIVERSAL II BOOTH (KS 19425)

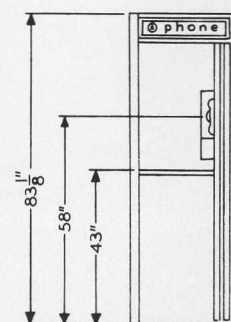
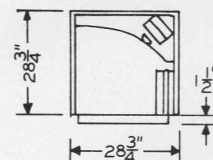
Application

Indoor/outdoor booth; stand-up; single or multiple installations; optional directory facilities.

Construction

Extruded aluminum columns and rails in bright aluminum or gold anodized finish; tempered glass panels or porcelain enameled panels in red, blue or green; bottom panels can be partial or full; standard fluorescent light; optional blower unit; stainless steel writing shelf; telephone and power connections enter from either the top or bottom of the booth; Underwriters Laboratories approved.

Weight (less instrument): 275 lbs.





WOOD BOOTH (KS 19340)

Application

Indoor booth; sit-down or stand-up; single or multiple installations; optional exterior directory facilities.


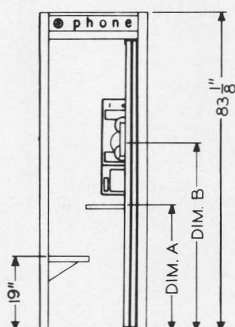
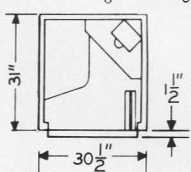
Finishes available: unfinished oak, unfinished birch, oak, birch, walnut mahogany, special finishes on request.

Construction

Medium gray porcelain enameled steel lining; contrasting gray fiberglass seat and writing shelf; synthetic rubber floor; integral fluorescent light and blower unit; telephone and power connections through ceiling; Underwriters Laboratories approved.

Weight (less instrument): 350 lbs.

STAND-UP BOOTH
DIM. A 43 1/8" DIM. B 59 5/8"
SIT-DOWN BOOTH
DIM. A 32 5/8" DIM. B 49 1/8"



AIRLIGHT II BOOTH (KS 19580)


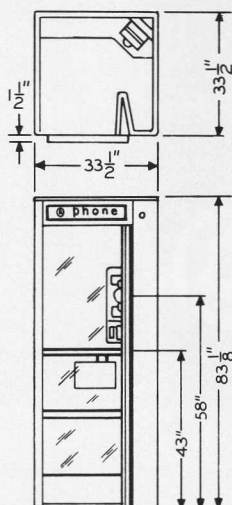
Application

Outdoor booth; stand-up; single or multiple installations; optional directory facilities.

Construction

Extruded aluminum columns and rails in bright aluminum or gold anodized finish; tempered glass panels or porcelain enameled panels in red, blue or green; bottom panels can be partial or full; standard fluorescent light; optional blower unit; stainless steel writing shelf; telephone and power connections enter from either the top or bottom of the booth; Underwriters Laboratories approved.

Weight (less instrument): 300 lbs.



THE SMALL TALK* (KS 19945)

Application

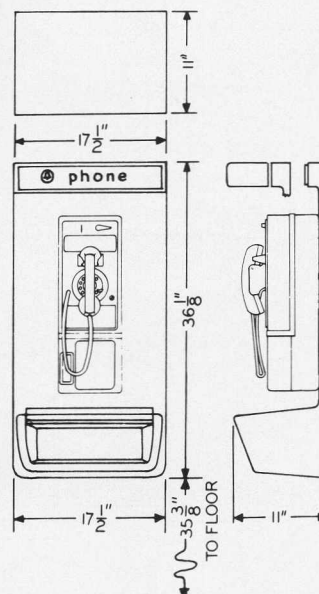
Indoor shelf; wall-mounted; single or multiple installations; illuminated or non-illuminated signing.

Construction

Molded fiberglass unit in blue or gray; integral directory compartment; brushed stainless steel writing shelf; telephone and power connections through backboard; Underwriters Laboratories approved.

Weight (less instrument): 8 lbs.

*Trade Name



THE WEDGE SHELF (KS 20194)

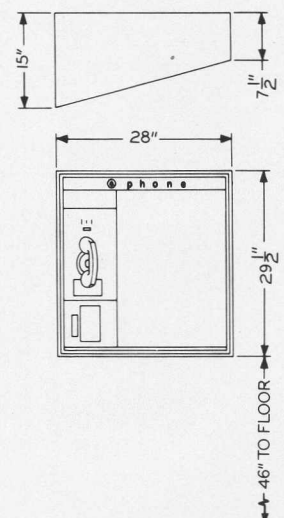
Application

Indoor shelf; completely recessed or wall-mounted; single or multiple installations; left or right-hand mounting of panel phone; optional directory facilities.


Construction

Rugged steel frame with oyster gray outer finish; acoustically-treated interior; plug ended wiring for easy installation; stainless steel writing shelf; integral fluorescent lamp for light and sign; telephone and power connections through backboard; Underwriters Laboratories approved.

Weight (less instrument): 75 lbs.



SHELVES



WALK-UP/DRIVE-UP (KS 19426)

Application


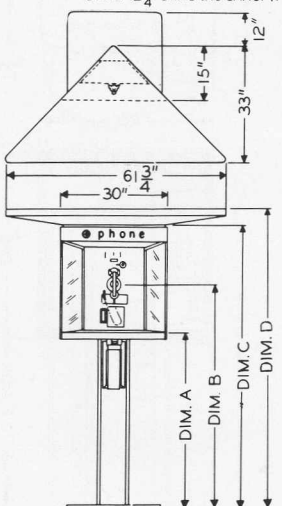
Indoor/outdoor post mounted for walk-up or drive-up calling; single or multiple installations; optional triangular sign for placement atop the unit; optional weather-resistant directory facilities and housing canopy.

Construction

Rugged steel post and housing containing integral light and sign; clear tempered glass or acoustic side panels available in two widths; can be surface mounted or embedded in concrete; stainless steel writing shelf; telephone and power connections can enter from underground into the post, or from above through optional mast; Underwriters Laboratories approved.

Weight (less instrument):
325 lbs.

DIM. A 46 $\frac{3}{4}$ " DIM. C 75"
WALK-UP DIM. B 59 $\frac{3}{4}$ " DIM. D 80"
DRIVE-UP DIM. A 29 $\frac{1}{4}$ " DIM. C 57 $\frac{1}{2}$ "
DIM. B 42 $\frac{1}{4}$ " DIM. D (NO CANOPY)



THE VERSATEL* (KS 19426)

Application

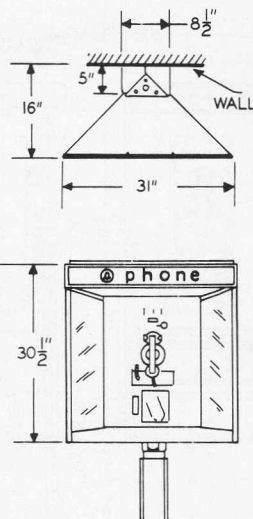
Indoor/outdoor shelf; wall-mounted; single or multiple installations; perfect for corner mounting; optional directory facilities.

Construction

Rugged steel housing with integral light and sign; clear tempered glass or acoustic side panels available in two widths; stainless steel writing shelf; telephone and power connections through top or back of housing; Underwriters Laboratories approved.

Weight (less instrument):
50 lbs.

*Trade Name



THE SYSTEM SHELF (KS 19267)

Application


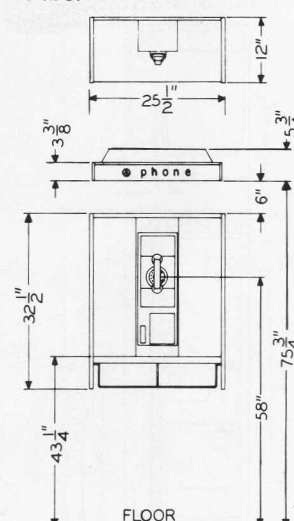
Indoor shelf; wall-mounted; single or multiple installations; optional directory holders.

Panel finishes available: birch, walnut, mahogany, fruitwood, light blue, medium gray, dark gray, acoustic aluminum, plexiglass.

Construction

Clear satin aluminum finished frame; two back and two side panels; aluminum backboard attached to shelf frame for added security; entire unit attaches to plywood backboard; separate illuminated sign (optional); stainless steel writing shelf; panels constructed of metal, plastic or wood; telephone and power connections through backboard; Underwriters Laboratories approved.

Weight (less instrument):
45 lbs.



THE SENTRY* (KS-20842)

Application

Indoor/outdoor mounting; designed for areas requiring maximum security for the coin instrument; optional directory facilities.

Construction

Rugged high-strength steel post; can be surface mounted or buried in concrete; telephone and power connections enter from either the top or bottom of the post; a rugged 1/4 inch thick aluminum housing; integral light and sign assembly; tamper-resistant bolts throughout; Underwriter Laboratories approved.

Weight (less instrument):
Walk-up post — 110 lbs.
Housing — 35 lbs.
Regular base — 70 lbs.

*Trade Name

